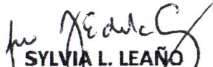


FY 2021 Monthly Disbursement Program
(In Thousand Pesos)


Department : Budgetary Support to Government Corporations
 Agency : National Irrigation Administration
 Operating Unit : Central Office (NIA)
 Organization Code : 350050100001
 Report Status : NEP 2020

PARTICULARS	UACS CODE	TOTAL PROGRAM	MAX REM ADVN (TRA)	1ST QUARTER				2ND QUARTER				3RD QUARTER				4TH QUARTER				GRAND TOTAL
				JANUARY	FEBRUARY	MARCH	TOTAL	APRIL	MAY	JUNE	TOTAL	JULY	AUGUST	SEPTEMBER	TOTAL	OCTOBER	NOVEMBER	DECEMBER	TOTAL	
(1)	(2)	(3)	(4)	(5)	(6)	(7)	(8=5+6+7)	(9)	(10)	(11)	(12=9+10+11)	(13)	(14)	(15)	(16=13+14+15)	(17)	(18)	(19)	(20=17+18+19)	(21=8+12+16+20)
PART A																				
I. NOTICE OF CASH ALLOCATION																				
A. FISCAL YEARS (FY) BUDGET																				
New General Appropriations		31,252,677		5,380,172	2,231,725	2,149,911	9,761,808	2,874,617	3,239,564	2,542,187	8,656,367	2,678,664	2,282,317	2,133,731	7,094,712	2,351,399	1,805,108	1,596,284	5,752,790	31,265,678
FOR LATER RELEASE		31,252,677		5,380,172	2,231,725	2,149,911	9,761,808	2,874,617	3,239,564	2,542,187	8,656,367	2,678,664	2,282,317	2,133,731	7,094,712	2,351,399	1,805,108	1,596,284	5,752,790	31,265,678
Current Year		31,252,677		5,380,172	2,231,725	2,149,911	9,761,808	2,874,617	3,239,564	2,542,187	8,656,367	2,678,664	2,282,317	2,133,731	7,094,712	2,351,399	1,805,108	1,596,284	5,752,790	31,265,678
Counterpart		1,534,882		163,151	163,151	163,151	489,453	153,630	153,630	160,566	467,827	101,851	101,851	101,851	305,554	98,453	98,453	75,142	272,049	1,534,882
MOOE		1,534,882		163,151	163,151	163,151	489,453	153,630	153,630	160,566	467,827	101,851	101,851	101,851	305,554	98,453	98,453	75,142	272,049	1,534,882
China		890,025		120,264	120,264	120,264	360,792	103,706	103,706	103,706	311,119	58,003	58,003	58,003	174,009	14,702	14,702	14,702	44,105	890,025
MOOE		890,025		120,264	120,264	120,264	360,792	103,706	103,706	103,706	311,119	58,003	58,003	58,003	174,009	14,702	14,702	14,702	44,105	890,025
KOREA		795,963		50,000	50,000	50,000	150,000	50,000	50,000	50,000	150,000	60,000	60,000	60,000	180,000	120,000	110,000	85,963	315,963	795,963
MOOE		795,963		50,000	50,000	50,000	150,000	50,000	50,000	50,000	150,000	60,000	60,000	60,000	180,000	120,000	110,000	85,963	315,963	795,963
Subsidies		28,031,807		5,046,757	1,898,310	1,816,496	8,761,563	2,567,281	2,932,228	2,227,914	7,727,422	2,458,810	2,062,463	1,913,877	6,435,150	2,118,243	1,581,953	1,420,477	5,120,573	28,044,808
MOOE		28,031,807		5,046,757	1,898,310	1,816,496	8,761,563	2,567,281	2,932,228	2,227,914	7,727,422	2,458,810	2,062,463	1,913,877	6,429,150	2,118,243	1,581,953	1,420,477	5,120,573	28,031,808
PROGRAM		31,252,677		5,380,172	2,231,725	2,149,911	9,761,808	2,874,617	3,239,564	2,542,187	8,656,367	2,678,664	2,282,317	2,133,731	7,094,712	2,351,399	1,805,108	1,596,284	5,752,790	31,265,678
MOOE		31,252,677		5,380,172	2,231,725	2,149,911	9,759,808	2,874,617	3,239,564	2,542,187	8,651,366	2,678,664	2,282,317	2,133,731	7,088,712	2,351,399	1,805,108	1,596,284	5,752,790	31,252,678
B. PRIOR YEARS (FY) BUDGET																				
Continuing Appropriations		21,154,741		3,635,450	3,018,033	2,669,227	9,322,711	1,685,353	1,610,681	2,128,935	5,424,969	898,663	816,715	1,240,167	2,955,545	853,211	830,515	1,767,790	3,451,516	21,154,741
FOR LATER RELEASE		21,154,741		3,635,450	3,018,033	2,669,227	9,322,711	1,685,353	1,610,681	2,128,935	5,424,969	898,663	816,715	1,240,167	2,955,545	853,211	830,515	1,767,790	3,451,516	21,154,741
Current Year		21,154,741		3,635,450	3,018,033	2,669,227	9,322,711	1,685,353	1,610,681	2,128,935	5,424,969	898,663	816,715	1,240,167	2,955,545	853,211	830,515	1,767,790	3,451,516	21,154,741
Counterpart		1,138,836		149,209	149,209	172,134	470,552	137,901	137,902	389,931	665,734	425	425	425	1,275	425	425	425	1,275	1,138,836
MOOE		1,138,836		149,209	149,209	172,134	470,552	137,901	137,902	389,931	665,734	425	425	425	1,275	425	425	425	1,275	1,138,836
Subsidies		20,015,905		3,486,241	2,868,824	2,497,093	8,852,159	1,547,452	1,472,779	1,739,004	4,759,235	898,238	816,290	1,239,742	2,954,270	852,786	830,090	1,767,365	3,450,241	20,015,905
MOOE		20,015,905		3,486,241	2,868,824	2,497,093	8,852,159	1,547,452	1,472,779	1,739,004	4,759,235	898,238	816,290	1,239,742	2,954,270	852,786	830,090	1,767,365	3,450,241	20,015,905
PROGRAM		21,154,741		3,635,450	3,018,033	2,669,227	9,322,711	1,685,353	1,610,681	2,128,935	5,424,969	898,663	816,715	1,240,167	2,955,545	853,211	830,515	1,767,790	3,451,516	21,154,741
MOOE		21,154,741		3,635,450	3,018,033	2,669,227	9,322,711	1,685,353	1,610,681	2,128,935	5,424,969	898,663	816,715	1,240,167	2,955,545	853,211	830,515	1,767,790	3,451,516	21,154,741
GRAND TOTAL		52,407,417		9,015,622	5,249,758	4,819,138	19,084,519	4,559,970	4,850,245	4,671,122	14,081,337	3,577,327	3,099,032	3,373,898	10,050,257	3,204,610	2,635,613	3,364,074	9,204,306	52,420,418

Prepared by:


SYLVIA L. LEANO
 Manager, Budget and Revenue Division

In Coordination with:


MGEN ROMEO G GAN (Ret)
 Deputy Administrator for Administrative and Finance
ADM-GAN

Approved by:


GEN RICARDO R VISAYA (Ret)
 Administrator
ABB-08

FY 2021 Monthly Disbursement Program
(In Thousand Pesos)

Department : Budgetary Support to Government Corporations
 Agency : National Irrigation Administration
 Operating Unit : Central Office (NIA)
 Organization Code : 350050100001
 Report Status : NEP 2021

PARTICULARS	TOTAL PROGRAM	1ST QUARTER				2ND QUARTER				3RD QUARTER				4TH QUARTER				GRAND TOTAL
		JANUARY	FEBRUARY	MARCH	TOTAL	APRIL	MAY	JUNE	TOTAL	JULY	AUGUST	SEPTEMBER	TOTAL	OCTOBER	NOVEMBER	DECEMBER	TOTAL	
(1)	(2)	(3)	(4)	(5)	(6=3+4+5)	(7)	(8)	(9)	(10=7+8+9)	(11)	(12)	(13)	(14=11+12+13)	(15)	(16)	(17)	(18=15+16+17)	(19=6+10+14+18)
PRIOR YEARS																		
REGIONS 1	-	25,289	190,386	111,671	327,346	661,703	600,762	629,273	1,891,738	555,455	512,987	696,335	1,764,777	627,555	622,816	896,185	2,146,556	6,130,417
CY 2020		19,520	19,520	19,520	58,560	192,668	102,325	103,228	398,221	76,269	108,376	108,426	293,071	136,009	166,470	202,807	505,286	1,255,138
CY 2019					-				-				-				-	-
CY 2018		3,150	3,150	3,400	9,700	224,813	224,563	224,693	674,069	224,063	223,563	333,644	781,270	231,063	233,163	343,244	807,470	2,272,509
CY 2017		2,619	167,716	88,751	259,086	244,222	273,874	301,352	819,448	255,123	181,048	254,265	690,436	260,483	223,183	350,134	833,800	2,602,770
CY 2016					-				-				-				-	-
CY 2015					-				-				-				-	-
REGIONS 2	-	157,428	156,208	156,208	469,843	39,403	39,403	39,403	118,209	-	-	-	-	-	-	-	-	588,052
CY 2019		90,186	90,186	90,186	270,559	39,403	39,403	39,403	118,209									388,769
CY 2018		47,575	47,214	47,214	142,004				-				-				-	142,004
CY 2017		9,849	9,818	9,818	29,486				-				-				-	29,486
CY 2016		6,055	5,945	5,945	17,946				-				-				-	17,946
CY 2015		3,761	3,043	3,043	9,848				-				-				-	9,848
REGIONS 3	-	51,517	324,909	158,230	534,656	81,694	87,085	194,155	362,934	111,713	60,419	183,004	355,136	123,732	20,258	666,285	810,275	2,063,001
CY 2020					-				-				-				-	-
CY 2019		38,277	219,974	106,082	364,333	45,529	52,741	130,113	228,383	75,384	38,382	118,136	231,902	97,232	4,481	434,971	536,684	1,361,302
CY 2018		11,429	69,908	25,436	106,773	24,626	9,740	45,319	79,685	26,892	829	57,578	85,299	7,886	15,777	231,314	254,977	526,734
CY 2017		1,811	32,318	26,712	60,841	11,539	24,604	17,085	53,228	9,437	18,947	7,290	35,674	18,063	-	-	18,063	167,806
CY 2016		-	2,709	-	2,709	-	-	1,638	1,638	-	2,261	-	2,261	551	-	-	551	7,159
REGIONS 4B	-	432,355	39,080	166,403	637,838	20,483	24,044	23,813	68,339	19,324	14,781	9,648	43,753	3,216	-	-	3,216	753,146
CY 2020		263,296	5,365	77,523	346,184	20,483	24,044	23,813	68,339	19,324	14,781	9,648	43,753	3,216			3,216	461,492
CY 2019		139,958	33,715	88,880	262,553				-				-				-	262,553
CY 2018		29,101			29,101				-				-				-	29,101
CY 2017					-				-				-				-	-
CY 2015					-				-				-				-	-
REGIONS 5	-	619,134	548,240	457,586	1,624,960	167,292	253,400	201,513	622,205	79,535	71,772	89,757	241,064	-	-	-	-	2,488,229
CY 2020		102,350	111,279	122,193	335,822	91,954	111,790	105,509	309,253	79,535	71,772	89,757	241,064				-	886,139
CY 2019		195,599	203,285	176,644	575,528	75,338	141,610	96,004	312,952				-				-	888,480
CY 2018		142,976	147,701	110,009	400,686				-				-				-	400,686
CY 2017		128,742	59,670	45,133	233,545				-				-				-	233,545
CY 2016		49,467	26,305	3,607	79,379				-				-				-	79,379
CY 2015					-				-				-				-	-
REGIONS 6	-	98,669	153,709	238,395	490,773	44,127	98,470	178,270	320,867	72,871	94,979	191,520	359,370	62,053	162,634	186,022	410,709	1,581,719
CY 2020		7,968	21,076	39,773	68,817	15,450	34,059	65,186	114,695	25,129	32,816	70,513	128,458	20,682	76,970	49,157	146,809	458,779
CY 2019		7,651	17,181	26,810	51,642	14,931	25,678	45,461	86,070	23,545	28,424	44,429	96,398	21,630	27,906	60,634	110,170	344,280
CY 2018		18,542	25,140	28,380	72,062	13,746	38,733	67,623	120,102	24,197	33,739	76,578	134,514	19,741	57,758	76,231	153,730	480,408
CY 2017		37,938	53,114	88,173	179,225				-				-				-	179,225
CY 2016		21,320	29,848	45,634	96,802				-				-				-	96,802
CY 2015		5,250	7,350	9,625	22,225				-				-				-	22,225

FY 2021 Monthly Disbursement Program
(In Thousand Pesos)

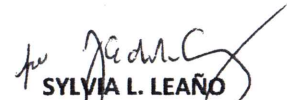
Department : Budgetary Support to Government Corporations
 Agency : National Irrigation Administration
 Operating Unit : Central Office (NIA)
 Organization Code : 350050100001
 Report Status : NEP 2021

PARTICULARS	TOTAL PROGRAM	1ST QUARTER				2ND QUARTER				3RD QUARTER				4TH QUARTER				GRAND TOTAL
		JANUARY	FEBRUARY	MARCH	TOTAL	APRIL	MAY	JUNE	TOTAL	JULY	AUGUST	SEPTEMBER	TOTAL	OCTOBER	NOVEMBER	DECEMBER	TOTAL	
(1)	(2)	(3)	(4)	(5)	(6=3+4+5)	(7)	(8)	(9)	(10=7+8+9)	(11)	(12)	(13)	(14=11+12+13)	(15)	(16)	(17)	(18=15+16+17)	(19=6+10+14+18)
REGIONS 8	-	286,918	275,037	336,563	898,518	188,520	149,333	246,755	584,608	49,621	45,271	40,402	135,294	36,230	24,382	18,873	79,485	1,697,905
CY 2020		164,218	186,371	211,086	561,675	156,051	110,779	197,614	464,444	10,210	7,866	7,981	26,057	8,844	4,235	3,823	16,902	1,069,078
CY 2019		66,691	39,510	86,172	192,373	1,454	1,327	9,035	11,816	373	-	-	373	-	-	-	-	204,562
CY 2018		30,194	18,260	10,443	58,897	4,421	9,224	13,754	27,399	16,633	18,968	19,895	55,496	19,291	17,006	13,794	50,091	191,883
CY 2017		16,143	17,166	8,766	42,075	3,494	3,494	1,747	8,735	-	-	-	-	-	-	-	-	50,810
CY 2016		8,416	10,051	10,530	28,997	10,336	9,147	7,798	27,281	5,613	3,110	1,280	10,003	320	-	-	320	66,601
CY 2015		1,256	3,679	9,566	14,501	12,764	15,362	16,807	44,933	16,792	15,327	11,246	43,365	7,775	3,141	1,256	12,172	114,971
CARP	-	60,867	105,171	24,867	190,905	-	-	-	-	-	-	-	-	-	-	-	-	190,905
CY 2020		24,807	81,242	12,737	118,786	-	-	-	-	-	-	-	-	-	-	-	-	118,786
CY 2019		36,060	23,929	12,130	72,119	-	-	-	-	-	-	-	-	-	-	-	-	72,119
CAR	-	426,252	451,828	469,242	1,347,322	324,406	191,537	191,537	707,479	-	-	-	-	-	-	-	-	2,054,801
CY 2020		234,670	234,670	293,337	762,677	176,002	117,335	117,335	410,672	-	-	-	-	-	-	-	-	1,173,349
CY 2019		81,035	81,035	81,035	243,105	81,035	40,518	40,518	162,070	-	-	-	-	-	-	-	-	405,175
CY 2018		67,368	67,368	67,368	202,104	67,368	33,684	33,684	134,736	-	-	-	-	-	-	-	-	336,841
CY 2017		31,869	49,903	19,961	101,734	-	-	-	-	-	-	-	-	-	-	-	-	101,734
CY 2016		11,311	18,851	7,540	37,702	-	-	-	-	-	-	-	-	-	-	-	-	37,702
CY 2015		-	-	-	-	-	-	-	-	-	-	-	-	-	-	-	-	-
REGIONS 13	-	1,316,423	610,544	361,812	2,288,779	-	-	-	-	-	-	-	-	-	-	-	-	2,288,779
CY 2020		643,173	385,904	257,269	1,286,345	-	-	-	-	-	-	-	-	-	-	-	-	1,286,345
CY 2019		285,848	156,814	104,543	547,205	-	-	-	-	-	-	-	-	-	-	-	-	547,205
CY 2018		205,555	67,826	-	273,381	-	-	-	-	-	-	-	-	-	-	-	-	273,381
CY 2017		158,048	-	-	158,048	-	-	-	-	-	-	-	-	-	-	-	-	158,048
CY 2016		23,800	-	-	23,800	-	-	-	-	-	-	-	-	-	-	-	-	23,800
CY 2015		20,729	-	-	-	-	-	-	-	-	-	-	-	-	-	-	-	-
MRIS	-	11,389	13,713	16,116	41,218	19,824	28,745	34,286	82,856	9,718	16,082	29,076	54,876	-	-	-	-	178,950
CY 2020		4,942	5,174	6,461	16,577	8,928	12,765	16,126	37,818	6,086	8,818	14,548	29,452	-	-	-	-	83,847
CY 2019		5,008	6,720	7,576	19,304	10,896	15,981	18,160	45,037	3,632	7,264	14,528	25,424	-	-	-	-	89,765
CY 2018		1,440	1,819	2,079	5,337	-	-	-	-	-	-	-	-	-	-	-	-	5,337
CHICO	-	115,422	115,421	138,346	369,189	137,476	137,477	389,506	664,459	-	-	-	-	-	-	-	-	1,033,648
CY 2020		115,422	115,421	138,346	369,189	137,476	137,477	389,506	664,459	-	-	-	-	-	-	-	-	1,033,648
JRMP	-	33,787	33,788	33,788	101,363	425	425	425	1,275	425	425	425	1,275	425	425	425	1,275	105,188
CY 2020		20,182	20,182	20,182	60,546	-	-	-	-	-	-	-	-	-	-	-	-	60,546
CY 2019		-	-	-	-	-	-	-	-	-	-	-	-	-	-	-	-	-
CY 2018		-	-	-	-	-	-	-	-	-	-	-	-	-	-	-	-	-
CY 2017		12,517	12,518	12,518	37,553	-	-	-	-	-	-	-	-	-	-	-	-	37,553
CY 2016		663	663	663	1,989	-	-	-	-	-	-	-	-	-	-	-	-	1,989
CY 2015		425	425	425	1,275	425	425	425	1,275	425	425	425	1,275	425	425	425	1,275	5,100
GRAND TOTAL- PRIOR YEAR		3,635,450	3,018,033	2,669,227	9,322,711	1,685,353	1,610,681	2,128,935	5,424,969	898,663	816,715	1,240,167	2,955,545	853,211	830,515	1,767,790	3,451,516	21,154,741


Prepared by:

In Coordination with:

Approved by:


SYLVIA L. LEANO
 Manager, Budget and Revenue Division


MGEN ROMEO G GAN
 Deputy Administrator for Administrative and Finance


GEN RICARDO R VISAYA (Ret)
 Administrator

ARR L JB

FY 2021 MONTHLY DISBURSEMENT PROGRAM
(In Thousand Pesos)

Department : Budgetary Support to Government Corporations
 Agency : National Irrigation Administration
 Operating Unit : Central Office (NIA)
 Organization Code : 350050100001
 Report Status : NEP 2021

PARTICULARS	UACS CODE	TOTAL PROGRAM	1ST QUARTER				2ND QUARTER				3RD QUARTER				4TH QUARTER				GRAND TOTAL
			JANUARY	FEBRUARY	MARCH	TOTAL	APRIL	MAY	JUNE	TOTAL	JULY	AUGUST	SEPTEMBER	TOTAL	OCTOBER	NOVEMBER	DECEMBER	TOTAL	
(1)	(2)	(2)	(3)	(4)	(5)	(6=3+4+5)	(7)	(8)	(9)	(10=7+8+9)	(11)	(12)	(13)	(14=11+12+13)	(15)	(16)	(17)	(18=15+16+17)	(19=6+10+14+18)
GENERAL ADMINISTRATION AND SUPPORT																			
Operating Subsidy	10000010000100	7,476,122	623,010	623,010	623,010	1,869,031	623,010	623,010	623,010	1,869,031	623,010	623,010	623,010	1,869,031	623,010	623,010	623,010	1,869,031	7,476,122
CENTRAL OFFICE		7,476,122	623,010	623,010	623,010	1,869,031	623,010	623,010	623,010	1,869,031	623,010	623,010	623,010	1,869,031	623,010	623,010	623,010	1,869,031	7,476,122
Operation and Maintenance of NIS Pump Irrigation Systems	10000010000500	264,976	9,717	9,473	9,767	28,956	28,479	34,527	31,623	94,628	30,815	29,142	22,694	82,651	21,432	20,698	16,611	58,741	264,976
REGION 1		22,425	2,500	2,000	2,000	6,500	2,000	4,755	1,000	7,755	1,000	1,000	1,000	3,000	1,000	3,170	1,000	5,170	22,425
REGION 2		128,000	-	-	-	-	18,666	18,666	18,666	55,999	18,666	17,069	9,066	44,802	9,066	9,066	9,066	27,199	128,000
MARIIS	10000010000600	35,551	2,546	2,168	2,312	7,025	1,390	3,611	4,075	9,076	3,203	2,376	4,313	9,892	3,804	3,039	2,714	9,557	35,551
REGION 3		41,000	3,700	3,700	3,700	11,100	3,700	3,700	3,700	11,100	3,233	3,233	3,083	9,550	3,083	3,083	3,083	9,250	41,000
REGION 4A		6,000	-	341	785	1,126	1,092	853	341	2,286	221	533	741	1,495	647	359	87	1,093	6,000
REGION 5		10,000	971	1,264	970	3,205	971	961	980	2,912	971	971	970	2,912	971	971	971	971	10,000
REGION 13		22,000	-	-	-	-	660	1,980	2,860	5,500	3,520	3,960	3,520	11,000	2,860	1,980	660	5,500	22,000
Payment of NIA's Obligation to CE-Casencan for Water delivery fee	10000010000400	3,447,801	3,447,801	-	-	3,447,801	-	-	-	-	-	-	-	-	-	-	-	-	3,447,801
CENTRAL OFFICE		3,447,801	3,447,801	-	-	3,447,801	-	-	-	-	-	-	-	-	-	-	-	-	3,447,801
TOTAL GENERAL ADMINISTRATION AND SUPPORT		11,188,899	4,080,528	632,483	632,777	5,345,788	651,489	657,537	654,633	1,963,659	653,825	652,153	645,704	1,951,681	644,442	643,708	639,621	1,927,771	11,188,899
SUPPORT TO OPERATIONS																			
Establishment of Farmland GIS	20000010001100	115,327	-	11,533	-	11,533	-	28,832	-	28,832	34,598	-	-	34,598	40,364	-	-	40,364	115,327
CENTRAL OFFICE		115,327	-	11,533	-	11,533	-	28,832	-	28,832	34,598	-	-	34,598	40,364	-	-	40,364	115,327
Feasibility Study & Detailed Engineering (FSDE) and Pre-Engineering Activities of Various Projects	20000010000300	776,912	346,234	60,802	50,668	457,704	65,868	40,534	35,468	141,870	32,934	33,441	34,454	100,829	32,934	28,375	15,200	76,509	776,912
CENTRAL OFFICE		776,912	346,234	60,802	50,668	457,704	65,868	40,534	35,468	141,870	32,934	33,441	34,454	100,829	32,934	28,375	15,200	76,509	776,912
Irrigation Management Transfer Support Services (IMTSS)	20000010000500	141,000	4,835	14,045	6,961	25,841	18,823	14,063	15,599	48,485	15,288	11,448	11,886	38,622	8,381	8,579	8,921	25,981	138,829
CENTRAL OFFICE		36,293	15	8,515	1,065	9,595	8,665	3,765	5,115	17,545	4,465	615	865	5,945	865	1,007	1,165	3,037	36,122
CAR		5,770	115	115	127	357	670	670	676	2,016	715	715	720	2,150	415	415	417	1,247	5,770
REGION 1		7,425	350	750	884	1,984	500	501	501	1,502	940	936	2,818	373	374	374	374	1,121	7,425
REGION 2		7,047	375	600	669	1,644	483	482	482	1,447	939	939	939	2,817	378	378	383	1,139	7,047
MARIIS	20000010000600	6,252	320	320	328	968	735	735	744	2,214	675	680	685	2,040	340	340	350	1,030	6,252
REGION 3		8,356	150	150	154	454	850	980	1,001	2,831	900	900	958	2,758	770	770	773	2,313	8,356
UPRIIS	20000010000700	7,751	350	355	366	1,071	850	850	875	2,575	850	850	875	2,575	510	510	510	1,530	7,751
REGION 4A		4,766	85	85	93	263	575	575	581	1,731	430	430	443	1,303	485	485	499	1,469	4,766
REGION 4B		5,496	375	450	480	1,305	390	390	408	1,188	510	510	519	1,539	480	480	504	1,464	5,496
REGION 5		6,258	245	245	251	741	640	640	644	1,924	560	560	574	1,694	575	630	694	1,899	6,258
REGION 6		6,154	235	235	241	711	630	630	632	2,492	340	340	344	1,024	640	640	647	1,927	6,154
REGION 7		4,499	350	350	386	1,086	290	290	314	894	580	580	599	1,759	250	250	260	760	4,499
REGION 8		5,023	170	170	184	524	600	600	640	1,840	530	530	559	1,619	340	340	360	1,040	5,023
REGION 9		4,590	270	270	284	824	485	465	467	1,397	424	424	425	1,273	345	345	346	1,036	4,590
REGION 10		5,506	350	350	351	1,051	550	550	570	1,670	425	425	427	1,277	500	500	508	1,508	5,506
REGION 11		5,222	220	220	232	672	475	480	481	1,436	625	625	627	1,877	410	410	417	1,237	5,222
REGION 12		7,664	625	630	631	1,886	630	635	637	1,902	790	795	798	2,383	495	495	503	1,493	7,664
REGION 13		4,988	235	235	235	705	625	625	631	1,881	590	590	591	1,771	210	210	211	631	4,988
Payment for ROW, Completion Works & Unpaid Claims and Damages of Completed Projects	20000010000100	10,000	10,000	-	-	10,000	-	-	-	-	-	-	-	-	-	-	-	-	10,000
CENTRAL OFFICE		10,000	10,000	-	-	10,000	-	-	-	-	-	-	-	-	-	-	-	-	10,000
TOTAL SUPPORT TO OPERATIONS		1,043,239	361,069	86,380	67,629	505,078	84,691	83,429	61,067	219,187	82,820	44,889	46,340	174,049	81,679	36,954	24,121	142,754	1,041,068
OPERATIONS																			
PROGRAM 1: Irrigation Systems Restoration Program																			
Sub-Program 1: National Irrigation Systems																			

FY 2021 MONTHLY DISBURSEMENT PROGRAM
(In Thousand Pesos)

Department : Budgetary Support to Government Corporations
Agency : National Irrigation Administration
Operating Unit : Central Office (NIA)
Organization Code : 350050100001
Report Status : NEP 2021

Table with 20 columns: PARTICULARS, UACS CODE, TOTAL PROGRAM, 1ST QUARTER (JANUARY, FEBRUARY, MARCH, TOTAL), 2ND QUARTER (APRIL, MAY, JUNE, TOTAL), 3RD QUARTER (JULY, AUGUST, SEPTEMBER, TOTAL), 4TH QUARTER (OCTOBER, NOVEMBER, DECEMBER, TOTAL), GRAND TOTAL. Rows include various irrigation systems and projects.

FY 2021 MONTHLY DISBURSEMENT PROGRAM
(In Thousand Pesos)

Department : Budgetary Support to Government Corporations
 Agency : National Irrigation Administration
 Operating Unit : Central Office (NIA)
 Organization Code : 350050100001
 Report Status : NEP 2021

PARTICULARS	UACS CODE	TOTAL PROGRAM	1ST QUARTER				2ND QUARTER				3RD QUARTER				4TH QUARTER				GRAND TOTAL
			JANUARY	FEBRUARY	MARCH	TOTAL	APRIL	MAY	JUNE	TOTAL	JULY	AUGUST	SEPTEMBER	TOTAL	OCTOBER	NOVEMBER	DECEMBER	TOTAL	
(1)	(2)	(2)	(3)	(4)	(5)	(6=3+4+5)	(7)	(8)	(9)	(10=7+8+9)	(11)	(12)	(13)	(14=11+12+13)	(15)	(16)	(17)	(18=15+16+17)	(19=6+10+14+18)
Ilocos Norte Irrigation Project - Stage II, Ilocos Norte	31020120002500	25,000	2,055	1,451	1,421	4,927	2,229	2,432	2,185	6,846	2,118	2,127	2,118	6,363	2,118	2,379	2,367	6,864	25,000
Ilocos Sur Transbasin Project, Ilocos Sur	31020120002300	25,000	239	239	371	849	239	6,839	4,639	11,717	239	239	239	717	6,839	239	4,639	11,717	25,000
Lower Agno River Irrigation System Improvement Project, Pangasinan	31020110000600	900,000	12,500	22,500	55,000	90,000	60,500	83,500	106,000	250,000	95,500	103,500	101,000	300,000	73,500	87,500	99,000	260,000	900,000
Dabubu Irrigation Project, Isabela	31020120000100	30,472	3,252	3,204	3,204	9,660	3,119	2,924	2,924	8,967	2,924	2,924	2,924	8,772	3,073	-	-	3,073	30,472
Dibuluan River Irrigation Project, Isabela	31020120000100	23,205	3,908	4,015	3,791	11,714	3,791	3,791	3,908	11,491	-	-	-	-	-	-	-	-	23,205
Tumaunin River Multipurpose Project, Isabela	31020120002600	250,000	-	-	700	700	7,853	13,153	21,071	42,078	34,175	39,600	37,100	110,875	37,100	31,725	27,522	96,347	250,000
Bayabas Irrigation Project, Bulacan	31020120000300	100,000	10,000	10,000	10,000	30,000	10,000	10,000	10,000	30,000	6,667	6,667	6,666	20,000	6,667	6,667	6,666	20,000	100,000
Upper Gumain River Irrigation Project, Pampanga	31020120002800	75,000	7,500	7,500	15,000	30,000	7,500	7,500	7,500	22,500	7,500	7,500	7,500	22,500	-	-	-	-	75,000
Marikit Irrigation Project, Nueva Ecija	31020120000300	25,000	373	2,394	712	3,479	3,199	4,425	3,243	10,867	2,957	2,543	1,557	7,057	993	472	2,132	3,597	25,000
Hilabangan Irrigation Project, Negros Occidental	31020120000500	277,226	2,689	16,107	26,946	45,742	27,917	27,030	28,721	83,667	32,158	31,650	33,073	96,881	25,671	22,705	2,560	50,938	277,226
Malogo Irrigation Project, Negros Occidental	31020120000600	250,000	9,525	24,000	25,000	58,525	23,325	28,125	30,050	81,500	28,075	22,800	18,575	69,450	19,575	13,625	7,325	40,525	250,000
Pansay River Basin Integrated Development Project (PRBIDP), Capiz	31020120003000	100,000	-	-	15,000	15,000	8,500	12,000	8,000	28,500	9,500	9,000	8,000	26,500	9,000	11,000	10,000	30,000	100,000
Amlan Irrigation Project, Negros Oriental	31020120000700	31,137	-	811	2,086	2,897	2,806	3,677	4,290	10,773	4,290	4,290	3,677	12,257	4,328	661	220	5,209	31,137
Bohol Northeast Basin Multi-purpose Dam Project, Bohol	31020120003500	50,000	4,735	4,735	4,735	14,205	7,588	7,588	7,588	22,765	4,343	4,343	4,344	13,030	-	-	-	-	50,000
Malinao Dam Improvement Project, Bohol	31020120001400	26,536	1,676	1,719	1,914	5,309	1,957	2,681	2,681	7,318	2,389	3,266	2,389	8,043	2,177	3,688	-	5,866	26,536
Sta. Agueda-Datagon Irrigation Project, Negros Oriental	31020120000700	45,000	923	2,272	3,611	6,806	4,058	5,397	6,276	15,731	6,266	5,919	5,387	17,572	3,991	575	325	4,891	45,000
Tanjay-Bais River Irrigation Project, Negros Oriental	31020120000700	100,000	14,319	262	419	15,000	5,785	10,000	10,000	25,785	10,000	10,000	10,000	30,000	10,000	10,000	9,215	29,215	100,000
Bugko Irrigation Project, Northern Samar	31020120000800	41,540	2,769	2,769	2,769	8,308	4,846	4,846	4,846	14,539	4,154	4,154	4,154	12,462	2,077	2,077	2,077	6,231	41,540
Lower Sibuguey I RIS Extension Project, Zamboanga Sibugay	31020110000200	62,000	4,133	4,133	4,133	12,400	7,233	7,233	7,233	21,700	6,200	6,200	6,200	18,600	3,100	3,100	3,100	9,300	62,000
Ditsaan-Ramain Irrigation Project, Lanao del Sur	31020120002000	100,614	2,079	8,116	11,068	21,263	14,353	15,292	15,159	44,804	14,019	10,934	7,716	32,669	1,879	-	-	1,879	100,614
Talakag Irrigation Project Phase II, Bukidnon	31020120000100	120,000	-	12,000	12,000	24,000	12,000	12,000	12,000	36,000	12,000	12,000	12,000	36,000	6,000	6,000	6,000	18,000	114,000

FY 2021 MONTHLY DISBURSEMENT PROGRAM
(In Thousand Pesos)

Department : Budgetary Support to Government Corporations
Agency : National Irrigation Administration
Operating Unit : Central Office (NIA)
Organization Code : 350050100001
Report Status : NEP 2021

PARTICULARS	UACS CODE	TOTAL PROGRAM	1ST QUARTER				2ND QUARTER				3RD QUARTER				4TH QUARTER				GRAND TOTAL
			JANUARY	FEBRUARY	MARCH	TOTAL	APRIL	MAY	JUNE	TOTAL	JULY	AUGUST	SEPTEMBER	TOTAL	OCTOBER	NOVEMBER	DECEMBER	TOTAL	
(1)	(2)	(2)	(3)	(4)	(5)	(6=3+4+5)	(7)	(8)	(9)	(10=7+8+9)	(11)	(12)	(13)	(14=11+12+13)	(15)	(16)	(17)	(18=15+16+17)	(19=6+10+14+18)
Manat NIP, Compostella Valley																			
REGION 11		200,000	7,100	19,400	34,480	60,980	38,540	28,120	15,980	82,640	10,960	9,800	10,240	31,000	11,420	9,380	4,580	25,380	200,000
Malitubog-Maridagao Irrigation Project Phase II, North Cotabato																			
REGION 12		141,818	12,493	15,033	18,989	46,515	11,994	12,954	11,989	36,937	9,917	9,433	9,955	29,305	9,329	10,165	9,567	29,061	141,818
Kabunanan 2 Multipurpose Irrigation & Power Project, Sultan Kudarat																			
REGION 12	31020120003100	50,000	3,800	3,800	3,800	11,399	4,015	4,015	4,445	12,474	3,800	3,800	4,875	12,474	3,800	3,800	6,055	13,654	50,000
Lebak Integrated River Irrigation Project, Sultan Kudarat																			
REGION 12		30,000	-	-	-	-	-	462	1,428	1,890	3,957	5,745	6,384	16,086	5,991	4,308	1,725	12,024	30,000
Upi Integrated Irrigation Project, Maguindanao																			
REGION 12		5,000	1,039	242	207	1,487	908	987	885	2,780	733	-	-	733	-	-	-	-	5,000
Bislig City Integrated Development Project-IC, Surigao Del Sur																			
REGION 13		5,000	-	-	99	99	396	544	693	1,633	743	743	700	2,186	562	413	107	1,082	5,000
Libang Irrigation Project, Agusan del Sur																			
REGION 13		10,000	-	-	-	-	-	-	-	-	700	1,800	2,500	5,000	2,500	1,800	700	5,000	10,000
Sub-Program 2: Establishment of Pump Irrigation																			
Chico River Pump Irrigation Project																			
Chico River Pump Irrigation Project, Cagayan																			
REGION 2	31020230000100	1,401,782	189,415	189,415	189,415	568,245	163,336	163,336	163,336	490,009	91,354	91,354	91,354	274,062	23,155	23,155	23,155	69,465	1,401,782
Electric/Fuel Power-Driven Pump Irrigation Projects																			
CAR		300,000	20,084	32,243	36,717	89,044	46,430	49,706	27,435	123,671	22,899	17,479	16,227	56,605	12,076	10,564	8,140	30,780	300,000
REGION 1		54,000	2,700	8,100	8,100	18,900	5,400	5,400	5,400	16,200	5,400	2,700	2,700	10,800	2,700	2,700	2,700	8,100	54,000
REGION 2		70,000	7,517	11,605	5,910	25,033	19,431	15,457	2,395	37,284	2,231	1,612	1,661	5,504	1,142	831	208	2,180	70,000
REGION 3		4,000	-	-	-	-	600	600	600	1,800	400	400	400	1,200	333	333	333	1,000	4,000
REGION 4		41,000	5,200	5,200	9,600	20,000	3,000	3,000	3,000	9,000	2,000	2,000	1,999	6,000	2,000	2,000	1,999	6,000	41,000
REGION 4A		33,000	-	-	-	-	9,411	8,499	7,849	5,640	21,988	1,602	1,602	1,602	-	-	-	-	33,000
REGION 4B		2,000	2,000	-	-	2,000	-	-	-	-	-	-	-	-	-	-	-	-	2,000
REGION 5		10,000	-	1,000	1,000	2,000	1,000	7,000	-	8,000	-	-	-	-	-	-	-	-	10,000
REGION 6		16,000	-	-	3,700	3,700	3,600	3,700	2,500	9,800	1,800	700	-	2,500	-	-	-	-	16,000
REGION 7		40,000	2,667	2,667	2,667	8,000	4,000	4,000	4,000	12,000	4,667	4,667	4,667	14,000	2,000	2,000	2,000	6,000	40,000
REGION 13		30,000	-	-	-	-	900	2,700	3,900	7,500	4,800	5,400	4,800	15,000	3,900	2,700	900	7,500	30,000
Solar Power-Driven Pump Irrigation Projects																			
CAR		500,000	18,221	31,136	46,195	95,552	60,342	67,818	64,316	192,276	52,899	49,371	40,891	143,161	26,862	22,876	18,504	68,241	499,230
REGION 1		32,000	1,600	4,800	4,800	11,200	3,200	3,200	3,200	9,600	3,200	1,600	1,600	6,400	1,600	1,600	1,600	4,800	32,000
REGION 2		32,000	440	780	1,460	2,680	2,250	3,440	4,330	10,020	4,455	3,840	3,755	12,050	3,367	2,488	1,395	7,250	32,000
MARIAS		10,000	-	-	-	-	2,000	3,500	1,000	6,500	1,000	500	500	2,000	500	500	500	1,500	10,000
REGION 3		32,000	3,200	3,200	4,200	10,600	4,200	4,200	4,200	12,600	1,467	1,467	1,466	4,400	1,467	1,467	1,466	4,400	32,000
UPRIAS		32,000	2,133	2,133	2,133	6,400	3,733	3,733	3,733	11,200	3,200	3,200	3,200	9,600	1,600	1,600	1,600	4,800	32,000
REGION 4A		32,000	-	-	-	-	9,411	8,499	7,849	5,640	21,988	602	602	602	-	-	-	-	32,000
REGION 4B		32,000	2,133	2,133	2,133	6,400	3,733	3,733	3,733	11,200	3,200	3,200	3,200	9,600	1,600	1,600	1,600	4,800	32,000
REGION 5		32,000	570	704	714	1,988	1,423	4,330	5,739	11,492	5,130	4,670	3,660	13,460	2,200	1,210	880	4,290	31,230
REGION 6		32,000	-	2,550	11,050	13,600	6,550	5,050	2,550	14,150	1,700	2,550	-	4,250	-	-	-	-	32,000
REGION 7		32,000	2,133	2,133	2,133	6,400	3,200	3,200	3,200	9,600	3,733	3,733	3,733	11,200	1,600	1,600	1,600	4,800	32,000
REGION 8		32,000	781	2,768	4,122	7,671	4,579	5,082	4,870	14,531	4,269	3,030	2,000	9,299	499	-	-	499	32,000
REGION 9		32,000	2,133	2,133	2,133	6,400	3,733	3,733	3,733	11,200	3,200	3,200	3,200	9,600	1,600	1,600	1,600	4,800	32,000
REGION 10		10,000	1,500	500	500	2,500	1,000	1,000	1,000	3,000	1,000	1,000	1,000	3,000	500	500	500	1,500	10,000
REGION 11		32,000	637	1,917	2,668	5,622	3,613	4,138	4,345	12,096	4,235	3,696	2,953	10,886	1,878	1,037	482	3,397	32,000

FY 2021 MONTHLY DISBURSEMENT PROGRAM
(In Thousand Pesos)

Department : Budgetary Support to Government Corporations
 Agency : National Irrigation Administration
 Operating Unit : Central Office (NIA)
 Organization Code : 350050100001
 Report Status : NEP 2021

PARTICULARS	UACS CODE	TOTAL PROGRAM	1ST QUARTER				2ND QUARTER				3RD QUARTER				4TH QUARTER				GRAND TOTAL
			JANUARY	FEBRUARY	MARCH	TOTAL	APRIL	MAY	JUNE	TOTAL	JULY	AUGUST	SEPTEMBER	TOTAL	OCTOBER	NOVEMBER	DECEMBER	TOTAL	
(1)	(2)	(2)	(3)	(4)	(5)	(6=3+4+5)	(7)	(8)	(9)	(10=7+8+9)	(11)	(12)	(13)	(14=11+12+13)	(15)	(16)	(17)	(18=15+16+17)	(19=6+10+14+18)
REGION 12		32,000	760	1,713	2,207	4,680	2,668	3,749	4,081	10,698	4,188	4,723	2,303	11,215	1,624	2,128	1,653	5,406	32,000
REGION 13		32,000					960	2,880	4,160	8,000	5,120	5,760	5,120	16,000	4,160	2,880	960	8,000	32,000
Sub-Program 3: Small Reservoir Irrigation																			
Small Reservoir Irrigation Projects (SRIP)		1,074,380	34,497	171,342	76,635	282,474	89,298	96,998	95,887	282,183	83,170	73,931	60,831	217,932	54,156	43,961	88,424	186,541	969,130
Bayaoas Small Reservoir Irrigation Project																			
REGION 1																			
Dumoloc Small Reservoir Irrigation Project	31020320001800	10,000	67	169	469	705	867	1,200	1,499	3,566	1,631	1,200	1,000	3,831	866	633	399	1,898	10,000
REGION 1																			
Gaco Small Reservoir Irrigation Project	31020320001700	200,000	903	117,096	3,937	121,936	1,340	2,305	4,676	8,321	1,135	1,104	4,191	6,430	980	888	61,445	63,313	200,000
REGION 1																			
Sulvec Small Reservoir Irrigation Project	31020320001600	50,000	1,500	1,500	2,000	5,000	3,000	3,000	4,000	10,000	5,000	5,000	5,000	15,000	6,500	6,500	7,000	20,000	50,000
REGION 1																			
Bulo Small Reservoir Irrigation Project, Bulacan		69,130	1,730	3,460	4,200	9,390	7,990	7,780	7,690	23,460	7,160	7,900	7,890	22,950	6,910	4,440	1,980	13,330	69,130
REGION 3																			
Balbalungao Small Reservoir Irrigation Project, Nueva Ecija	31020320000400	15,000	1,500	1,500	1,500	4,500	1,500	1,500	1,500	4,500	1,000	1,000	1,000	3,000	1,000	1,000	1,000	3,000	15,000
UPRIIS		280,000	5,600	14,000	22,400	42,000	28,000	33,600	36,400	98,000	36,400	33,600	28,000	98,000	22,400	14,000	5,600	42,000	280,000
Macalelon Small Reservoir Irrigation Project																			
REGION 4A																			
Ibato-Iraan Small Reservoir Irrigation Project, Palawan	31020320000700	100,000	3,750	7,500	3,750	15,000	6,250	12,500	6,250	25,000	3,750	7,500	3,750	15,000	5,000	10,000	5,000	20,000	75,000
REGION 4B																			
Ibingan Small Reservoir Irrigation Project, Sorsogon		50,000																	
REGION 5																			
Bayuyan Small Reservoir Irrigation Project	31020320000300	20,250																	
REGION 6																			
Cabano Small Reservoir Irrigation Project	31020320001900	50,000			7,500	7,500	4,250	6,000	4,000	14,250	4,750	4,500	4,000	13,250	4,500	5,500	5,000	15,000	50,000
REGION 6																			
Benliw Small Reservoir Irrigation Project	31020320001900	50,000	10,000	10,000	10,000	30,000	10,000	5,000	5,000	20,000									50,000
REGION 7																			
Bonotbonot Small Reservoir Irrigation Project	31020320001100	22,500	1,197	4,222	3,244	8,663	4,246	2,498	3,997	10,741	1,969	1,127		3,096					22,500
REGION 7																			
Bonotbonot Small Reservoir Irrigation Project	31020320001200	22,500	2,250	3,375	3,375	9,000	3,375	3,375	3,375	10,125	3,375			3,375					22,500
REGION 7																			
Calunasan Small Reservoir Irrigation Project	31020320002100	100,000	5,000	5,000	10,000	20,000	15,000	15,000	15,000	45,000	15,000	10,000	5,000	30,000	5,000			5,000	100,000
REGION 7																			
Hibala Small Reservoir Irrigation Project	31020320002200	5,000		520	1,260	1,780	1,480	1,240	500	3,220									5,000
REGION 7																			
Marimay Small Reservoir Irrigation Project, Apayao		20,000	1,000	3,000	3,000	7,000	2,000	2,000	2,000	6,000	2,000	1,000	1,000	4,000	1,000	1,000	1,000	3,000	20,000
REGION 12																			
Tulunang Small Reservoir Irrigation Project	31020320002300	10,000																	
Sub-Program 4: Special Irrigation																			
Balikatan Sagip Patubig Program (BSPP)	31020420000200	72,000	3,800	9,800	9,800	23,400	7,400	7,400	7,400	22,200	7,200	4,200	4,200	15,600	3,600	3,600	3,600	10,800	72,000
CAR		60,000	3,000	9,000	9,000	21,000	6,000	6,000	6,000	18,000	6,000	3,000	3,000	12,000	3,000	3,000	3,000	9,000	60,000
REGION 7		12,000	800	800	800	2,400	1,400	1,400	1,400	4,200	1,200	1,200	1,200	3,600	600	600	600	1,800	12,000
Small Irrigation Projects (SIP)	31020420000200	3,488,996	167,235	198,025	249,280	614,540	386,260	433,985	423,284	1,242,629	373,721	348,193	325,486	1,047,400	234,622	183,921	146,035	564,577	3,488,996
CAR		200,000	10,000	30,000	30,000	70,000	20,000	20,000	20,000	60,000	20,000	10,000	10,000	40,000	10,000	10,000	10,000	30,000	200,000

FY 2021 MONTHLY DISBURSEMENT PROGRAM
(In Thousand Pesos)

Department : Budgetary Support to Government Corporations
Agency : National Irrigation Administration
Operating Unit : Central Office (NIA)
Organization Code : 350050100001
Report Status : NEP 2021

PARTICULARS	UACS CODE	TOTAL PROGRAM	1ST QUARTER				2ND QUARTER				3RD QUARTER				4TH QUARTER				GRAND TOTAL
			JANUARY	FEBRUARY	MARCH	TOTAL	APRIL	MAY	JUNE	TOTAL	JULY	AUGUST	SEPTEMBER	TOTAL	OCTOBER	NOVEMBER	DECEMBER	TOTAL	
(1)	(2)	(2)	(3)	(4)	(5)	(6=3+4+5)	(7)	(8)	(9)	(10=7+8+9)	(11)	(12)	(13)	(14=11+12+13)	(15)	(16)	(17)	(18=15+16+17)	(19=6+10+14+18)
REGION 1		116,000	1,692	3,557	9,114	14,362	14,178	17,093	17,668	48,939	14,425	10,791	10,133	35,349	8,876	5,547	2,928	17,550	116,000
REGION 2		250,000				-	37,501	37,501	37,501	112,502	25,000	25,000	25,000	75,000	20,832	20,832	20,834	62,498	250,000
REGION 3		400,000	40,000	40,000	40,000	120,000	40,000	40,000	40,000	120,000	31,001	31,000	31,000	93,000	31,001	18,000	18,000	67,000	400,000
REGION 4A		170,000		12,880	26,215	39,095	39,305	42,720	34,710	116,735	11,445	2,725		14,170				-	170,000
REGION 4B		230,000	15,333	15,333	15,333	46,000	26,833	26,833	26,833	80,500	23,000	23,000	23,000	69,000	11,500	11,500	11,500	34,500	230,000
REGION 5		250,000		2,604	9,794	12,398	22,169	23,493	25,683	71,345	33,006	32,377	29,304	94,687	26,030	20,100	15,190	61,320	239,750
REGION 6		150,000	444	6,319	11,048	17,811	19,049	36,965	23,425	79,439	15,475	14,575	11,750	41,800	5,950	3,100	1,900	10,950	150,000
REGION 7		165,000	11,000	11,000	11,000	33,000	16,500	16,500	16,500	49,500	19,250	19,250	19,250	57,750	8,250	8,250	8,250	24,750	165,000
REGION 8		248,000	3,274	11,730	21,130	36,134	28,272	32,810	34,100	95,182	32,066	27,230	22,072	81,368	15,178	6,746	3,792	25,716	238,400
REGION 9		300,000	20,000	20,000	20,000	60,000	35,000	35,000	35,000	105,000	30,000	30,000	30,000	90,000	15,000	15,000	15,000	45,000	300,000
REGION 10		369,996	55,489	18,500	18,500	92,499	37,000	37,000	37,000	110,999	37,000	37,000	37,000	110,999	18,500	18,500	18,500	55,499	369,996
REGION 11		140,000	6,932	17,573	23,385	47,890	25,211	20,878	14,818	60,907	11,371	8,623	6,561	26,555	2,958	1,154	535	4,847	140,000
REGION 12		200,000	3,061	6,529	13,761	25,351	16,243	19,292	21,047	56,581	22,682	22,623	22,416	67,721	21,547	18,192	10,807	50,347	200,000
REGION 13		300,000				-	9,000	27,000	39,000	75,000	48,000	54,000	48,000	150,000	39,000	27,000	9,000	75,000	300,000
Sub-Program 5: Extension/Expansion of Existing Irrigation Systems						-				-				-				-	-
Extension/Expansion of Existing Communal Irrigation Systems	31020510000200	370,650	18,292	26,563	30,129	74,984	44,464	45,361	41,612	131,437	39,602	35,128	33,486	108,216	19,683	19,196	17,135	56,014	370,650
CAR		43,100	2,155	6,465	6,465	15,085	4,310	4,310	4,310	12,930	4,310	2,155	1,500	8,620	2,155	2,155	2,155	6,465	43,100
REGION 2		15,000				-	2,250	2,250	2,250	6,750	1,500	1,500	1,500	4,500	1,253	1,253	1,245	3,750	15,000
REGION 3		30,000	3,000	3,000	3,500	9,500	3,500	3,500	3,000	10,000	2,167	1,666	1,666	5,500	1,667	1,666	1,666	5,000	30,000
REGION 4A		25,000		1,750	4,500	6,250	6,250	6,250	4,500	17,000	1,750			1,750				-	25,000
REGION 4B		59,000	3,933	3,933	3,933	11,800	5,900	5,900	5,900	17,700	6,883	6,883	6,883	20,650	2,950	2,950	2,950	8,850	59,000
REGION 5		19,000				-	760	950	1,330	3,040	3,420	3,800	3,610	10,830	2,280	1,710	1,140	5,130	19,000
REGION 6		24,000	671	1,363	1,354	3,388	6,257	5,155	4,500	15,912	2,700	1,200	800	4,700				-	24,000
REGION 7		63,550	4,237	4,237	4,237	12,710	6,355	6,355	6,355	19,065	7,414	7,414	7,414	22,243	3,178	3,178	3,178	9,533	63,550
REGION 9		49,000	3,267	3,267	3,267	9,800	5,717	5,717	5,717	17,150	4,900	4,900	4,900	14,700	2,450	2,450	2,450	7,350	49,000
REGION 12		29,000	1,030	2,548	2,874	6,451	2,745	3,714	1,931	8,390	2,317	3,089	2,317	7,723	1,931	2,574	1,931	6,436	29,000
REGION 13		14,000				-	420	1,260	1,820	3,500	2,240	2,520	2,240	7,000	1,820	1,260	420	3,500	14,000
Extension/Expansion of Existing National Irrigation Systems	31020510000100	96,312	6,421	6,421	6,421	19,262	11,236	11,236	11,236	33,709	9,631	9,631	9,631	28,894	4,816	4,816	4,816	14,447	96,312
REGION 5		5,000				-	200	250	350	800	900	1,000	950	2,850	600	450	300	1,350	5,000
REGION 8		54,400	174	1,006	2,100	3,280	5,832	8,525	5,581	19,938	5,331	5,326	6,185	16,842	5,957	5,739	2,644	14,340	54,400
REGION 12		36,912	510	1,644	3,158	5,312	3,177	3,462	3,958	10,618	4,378	4,534	3,923	12,835	3,001	3,259	1,867	8,147	36,912
Sub-Program 6: Other Irrigation Systems						-				-				-				-	-
Comprehensive Agrarian Reform Program-Irrigation Component (CARP-IC)	31010410000100	601,000	46,242	31,027	25,410	102,679	19,187	30,164	32,991	82,342	47,086	102,146	65,439	214,671	27,990	44,584	56,615	129,189	528,881
CENTRAL OFFICE		601,000	46,242	31,027	25,410	102,679	19,187	30,164	32,991	82,342	47,086	102,146	65,439	214,671	27,990	44,584	56,615	129,189	528,881
TOTAL OPERATIONS		19,226,700	938,575	1,512,862	1,459,506	3,908,942	2,138,437	2,498,598	1,836,487	6,468,520	1,942,019	1,585,275	1,441,687	4,962,982	1,625,278	1,124,446	932,542	3,682,265	19,022,711
GRAND TOTAL		31,458,838	5,380,172	2,231,725	2,149,911	9,759,808	2,874,617	3,239,564	2,542,187	8,651,366	2,678,664	2,282,317	2,133,731	7,088,712	2,351,399	1,805,108	1,596,284	5,752,790	31,252,678

Prepared by:

[Signature]
SYLVIA L. LEAÑO
Manager, Budget and Revenue Division

In Coordination with:

[Signature]
MGEN ROMEO G GAN (Ret)
Deputy Administrator for Administrative and Finance
EDM - *[Signature]*

Approved by:

[Signature]
GEN RICARDO A VISAYA (Ret)
Administrator
ASB *[Signature]*