

NATIONAL IRRIGATION ADMINISTRATION
Edsa, Diliman, Quezon City
CONDENSED STATEMENT OF FINANCIAL PERFORMANCE
ALL FUNDS
FOR THE PERIOD ENDED SEPTEMBER 30, 2020

REVENUES

Operating Income

Irrigation Service Fees		13,416,596.45
Less: 10% Discount on ISF		(322,108.66)
Net Irrigation Service Fees		13,094,487.79
CIP/CIS/RIS Amortization & Equity		1,770,525.32
Pump Amortization & Equity		87,600.00
Fines and Penalties-Service Income		264,381.02
Rent Income		46,702,160.35
Management Fees		9,937,100.00
Service Fees		205,698,171.74
BHEP	26,169,283.27	
SNAP	86,580,859.58	
MHEPP	7,874,587.01	
FGHP	85,073,441.88	
Energy Delivery Fee - NPC		46,213,297.20
TOTAL		323,767,723.42

Non-Operating Income

Interest		6,884,631.93
Miscellaneous Income		41,912,436.66
Other Fines and Penalties		11,052.79
Income from Grants and Donations in Kind		6,416,934.04
Total		55,225,055.42

TOTAL REVENUES

378,992,778.84

LESS EXPENSES:

Personal Services		2,161,367,678.56
Maintenance & Other Operating Expenses		2,825,083,929.77

TOTAL EXPENSES

4,986,451,608.33

INCOME/ (LOSS) FROM OPERATION

(4,607,458,829.49)

Add/Deduct Other Income/Expenses:

Gain on Foreign Exchange (FOREX)		174,106.34
Gain on Sale of Property, Plant and Equipment		111,800.00
Loss on Foreign Exchange (FOREX)		(847,285.45)

TOTAL OTHER INCOME/EXPENSES

(561,379.11)

NET OPERATING INCOME/(LOSS) BEFORE NON-CASH EXPENSES

(4,608,020,208.60)

Less Non-Cash Expenses:

Impairment Loss-Property & Equipment		46,573.44
Depreciation		2,411,773,088.21

NET INCOME/(LOSS) BEFORE SUBSIDY

(7,019,839,870.24)

Subsidy Income from National Government

3,439,882,376.06

NET INCOME/(LOSS) BEFORE SUBSIDY FOR THE IMPLEMENTATION OF VARIOUS PROJECTS

(3,579,957,494.18)

ADD: SUBSIDY INCOME FROM NATIONAL GOVERNMENT

Budgetary Support for the Implementation of Various Projects


Subsidy to operations - Capital Outlay		21,601,691,492.49
--	--	-------------------



NET INCOME/(LOSS) AFTER SUBSIDY FOR THE IMPLEMENTATION OF VARIOUS PROJECTS

18,021,733,998.31

CERTIFIED CORRECT:

NOTED BY:


JULITA T. RONDON
 Acting Manager, Accounting Division


MGEN ROMEO G GAN (Ret)
 Deputy Administrator for Administrative
 and Finance Sector
 EDM- 

NATIONAL IRRIGATION ADMINISTRATION
Edsa, Diliman, Quezon City
DETAILED STATEMENT OF FINANCIAL PERFORMANCE
ALL FUNDS
FOR THE PERIOD ENDED SEPTEMBER 30, 2020

REVENUES

Operating Income

Irrigation Service Fees	13,416,596.45
Less: 10% Discount on ISF	(322,108.66)
Net Irrigation Service Fees	13,094,487.79
CIP/CIS/RIS Amortization & Equity	1,770,525.32
Pump Amortization & Equity	87,600.00
Fines and Penalties-Service Income	264,381.02
Rent Income	46,702,160.35
Management Fees	9,937,100.00
Service Fees	205,698,171.74
Energy Delivery Fee - NPC	46,213,297.20
TOTAL	323,767,723.42

Non-Operating Income

Interest	6,884,631.93
Miscellaneous Income	41,912,436.66
Other Fines and Penalties	11,052.79
Income from Grants and Donations in Cash	-
Income from Grants and Donations in Kind	6,416,934.04
Sale of Unserviceable Property	208,000.00
Total	55,433,055.42

TOTAL REVENUES

379,200,778.84

LESS EXPENSES:

Salaries & Wages - Regular	871,675,053.27
Salaries and Wages-Casual/Contractual	636,731,349.38
Labor & Wages	62,055,810.19
Personnel Economic Relief Allowance (PERA)	114,848,704.46
Representation Allowance (RA)	7,608,287.10
Transportation Allowance (TA)	5,290,772.73
Clothing/Uniform Allowance	58,169,409.99
Productivity Incentive Allowance/PEI	332,000.00
Other Bonuses and Allowances	4,788,854.30
Honoraria	499,884.31
Hazard Pay	29,980,841.86
Longevity Pay	3,776,728.86
Overtime and Night Pay	7,414,627.64
Cash Gift	190,000.00
Year End Bonus	111,658,416.92
Mid-Year Bonus	29,144,148.79
Retirement and Life Insurance Premiums	160,360,358.93
PAG-IBIG Contributions	5,186,194.40
PHILHEALTH Contributions	20,260,207.63
Employees Compensation Insurance Premiums	5,475,154.38
Retirement Gratuity	1,342,993.52
Terminal Leave Benefits	16,848,099.32
Other Personnel Benefits	7,729,780.58
Total Personnel Services	2,161,367,678.56

Travelling Expenses - Local	31,010,315.55
Travelling Expenses - Foreign	162,358.67
Training Expenses	82,986,379.41
Office Supplies Expenses	39,507,547.07
Accountable Forms Expenses	236,439.00
Food Supplies Expense	208,285.10
Welfare Goods Expense	49,500.00
Drugs and Medicines Expenses	2,045,841.85
Medical, Dental & Laboratory Supplies Expenses	3,682,480.15
Fuel, Oil and Lubricants Expenses	82,031,813.29
Other Supplies and Materials Expenses	25,615,731.38
Semi-Expandable-Machinery and Equipment Expenses	4,696,563.84
Semi-Expandable Furniture, Fixtures and Books Expenses	1,640,033.70
Water Expenses	6,250,034.45
Electricity Expenses	137,636,303.11
Other Utility Expenses	62,847.20
Postage and Courier Services	891,681.64
Telephone Expenses	10,174,314.66
Internet Subscription Expenses	6,092,499.21
Cable, Satellite, Telegraph, and Radio Expenses	889,025.14
Membership Dues & Contns to Organizations	193,620.00
Awards/Rewards Expenses	1,158,960.00
Research, Exploration and Development Expenses	293,471.25

NATIONAL IRRIGATION ADMINISTRATION

Edsa, Diliman, Quezon City


DETAILED STATEMENT OF FINANCIAL PERFORMANCE

ALL FUNDS


FOR THE PERIOD ENDED SEPTEMBER 30, 2020

Maintenance & Other Operating Expenses	
Advertising, Promotional and Marketing Expenses	279,683.07
Printing and Publication Expenses	3,870,104.60
Rent/Lease Expenses	20,892,744.18
Representation Expenses	11,112,338.72
Transportation and Delivery Expenses	482,672.24
Subscription Expenses	473,196.82
Survey Expense	735,550.10
Desilting, Drilling and Dredging Expenses	2,239,956.71
Legal Services	285,792.24
Auditing Services	69,173,360.73
Consulting Services	4,500,000.00
Environment/Sanitary Services	32,250.00
Other General Services	281,613.75
Janitorial Services	8,910,951.54
Security Services	4,484,308.32
Other Professional Services	5,396,414.75
Rep & Main.-Investment Property	57,644.00
Rep & Main.-Land Improvements	1,592,465.39
Rep & Main.-Infrastructure Assets	1,612,434,605.01
Rep & Main.-Buildings and Other Structures	12,822,659.49
Rep & Main.-Machinery and Equipment	22,134,082.70
Rep & Main.-Transportation Equipment	45,211,925.00
Rep & Main.-Furnitures & Fixtures	319,154.82
Rep & Main.-Leased assets improvements	81,311.69
Rep & Main.-Other Property, Plant & Equipment	2,536,961.10
Donations	123,645,234.23
Taxes, Duties and Licenses	4,686,691.72
Fidelity Bond Premiums	5,515,717.48
Insurance Expenses	13,477,633.88
Members' Benefits	588,377.07
Loss of Asset	20,500.06
Extraordinary and Miscellaneous Expenses	201,533.03
Documentary Stamps Expenses	90,325.00
Other Maintenance & Operating Expenses	408,968,210.47
Bank Charges	59,962.00
Total Maintenance & Other Operating Expenses	2,825,111,977.58
 Interest Expenses	 53,702.19
Total Financial Expenses	53,702.19
TOTAL EXPENSES	4,986,533,358.33
INCOME/ (LOSS) FROM OPERATION	(4,607,332,579.49)
Add/Deduct Other Income/Expenses:	
Gain on Foreign Exchange (FOREX)	174,106.34
Gain on Sale of Property, Plant and Equipment	111,800.00
Loss on Foreign Exchange (FOREX)	(847,285.45)
TOTAL OTHER INCOME/EXPENSES	(561,379.11)
NET OPERATING INCOME/(LOSS) BEFORE NON-CASH EXPENSES	(4,607,893,958.60)
Less Non-Cash Expenses:	
Impairment Loss-Property & Equipment	46,573.44
Depreciation	2,411,773,088.21
Total Non-Cash Expenses	2,411,819,661.65
NET INCOME/(LOSS) BEFORE SUBSIDY	(7,019,713,620.24)
Subsidy Income from National Government	3,439,882,376.06
NET INCOME/(LOSS) BEFORE SUBSIDY FOR THE IMPLEMENTATION OF VARIOUS PROJECTS	(3,579,831,244.18)
ADD: SUBSIDY INCOME FROM NATIONAL GOVERNMENT	
Budgetary Support for the Implementation of Various Projects	
Subsidy to operations - Capital Outlay	21,601,691,492.49
NET INCOME/(LOSS) AFTER SUBSIDY FOR THE IMPLEMENTATION OF VARIOUS PROJECTS	18,021,860,248.31

CERTIFIED CORRECT:


JULITA T. RONDON
Acting Manager, Accounting Division

NOTED BY:


MGEN ROMEO G GAN (Ret)
Deputy Administrator for Administrative
and Finance Sector