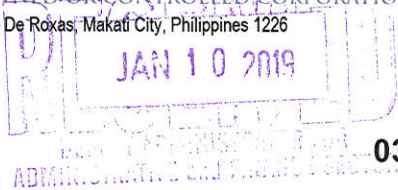




Office of the President of the Philippines
GOVERNANCE COMMISSION
FOR GOVERNMENT OWNED OR CONTROLLED CORPORATIONS
3/F, Citibank Center, 8741 Paseo De Roxas, Makati City, Philippines 1226



Management
System
ISO 9001:2015
www.tuv.com
ID 9105080109



03 January 2019

RECEIVED
11 JAN 2019
3:30 PM

GEN. RICARDO R. VISAYA (Ret.)

Administrator

NATIONAL IRRIGATION ADMINISTRATION (NIA)

NIA Complex, EDSA, Diliman

Quezon City



RE : TRANSMITTAL OF 2019 PERFORMANCE SCORECARD

Dear Admin. Visaya,

This is to formally transmit the Charter Statement and Strategy Map (**Annex A**) and 2019 Performance Scorecard (**Annex B**) of NIA. The same is to be posted in NIA's website in accordance with Section 43 of GCG Memorandum Circular (M.C.) No. 2012-07.¹

The NIA-proposed Charter Statement, Strategy Map, and Performance Scorecard submitted through its letter dated 01 October 2018² were **MODIFIED** based on the discussions made during the Technical Panel Meeting (TPM) held on 16 October 2018 and evaluation of revised documents submitted through its letter dated 07 November 2018.³

We take this opportunity to **REMIND** NIA that Item 5 of GCG M.C. No. 2017-02⁴ mandates GOCCs to submit Quarterly Monitoring Reports and upload the same in the GOCC's website within thirty (30) calendar days from the close of each quarter.

FOR YOUR COMPLIANCE.

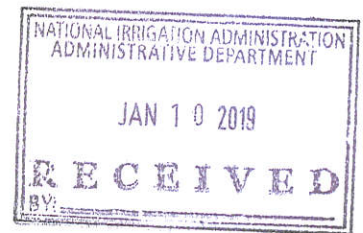
Very truly yours,

SAMUEL G. DAGPIN JR.

Chairman

MICHAEL P. CLORIBEL
Commissioner

MARITES C. DORAL
Commissioner



¹ CODE OF CORPORATE GOVERNANCE FOR GOCCs, dated 28 November 2012.

² Officially received by the Governance Commission on 12 October 2018.

³ Officially received by the Governance Commission on 09 November 2018.

⁴ INTERIM PES FOR THE GOCC SECTOR, dated 30 June 2017.

0



NATIONAL IRRIGATION ADMINISTRATION STRATEGY MAP

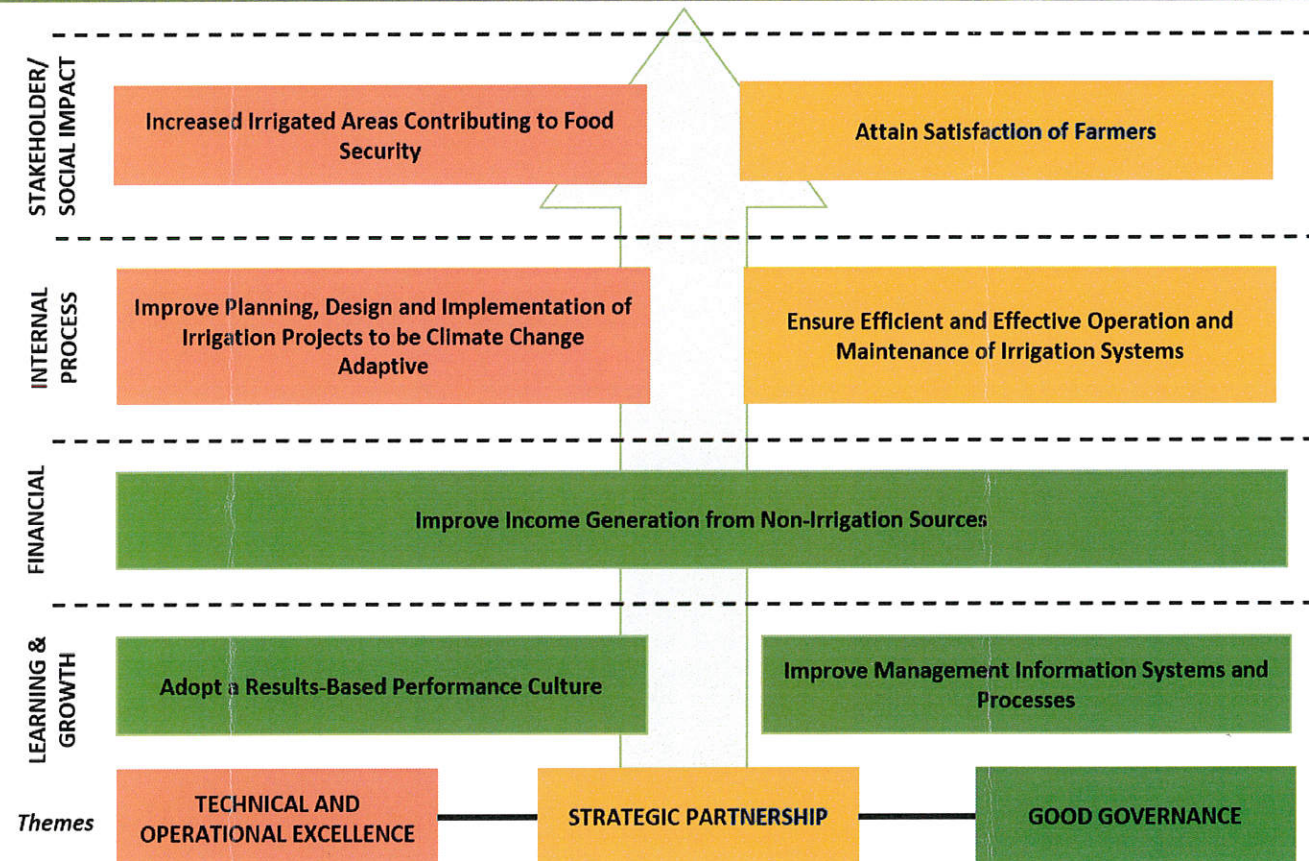
VISION: By 2022, NIA is a professional and efficient irrigation agency contributing to the inclusive growth of the country and in the improvement of the farmers' quality of life.

MISSION:

To plan, construct, operate and maintain irrigation systems consistent with integrated water resource management principles to improve agricultural productivity and increase farmers' income.

CORE VALUES:

Commitment
Integrity
Professionalism



NATIONAL IRRIGATION ADMINISTRATION

		Component			Baseline		Target		
Objective / Measure		Formula	Wt.	Rating System	2016	2017	2018	2019	
SOCIAL IMPACT / STAKEHOLDERS	SO 1	Increased Irrigated Areas Contributing to Food Security							
	SM 1	Percentage of Irrigation Development	Service Area over NIA Potential irrigable area of 2.427 M ha	4%	(Actual / Target) x Weight	53.30%	62.46%	65.5% (1.59M)	68.85%
	SM 2	Cropping Intensity for NIS (%)							
		a. Reservoir systems	(Wet + Dry Irrigated Area) / Firmed Up Service Area	10%	(Actual / Target) x Weight	175.20%	188%	190%	191%
		b. Diversion systems		8%	(Actual / Target) x Weight	140.82%	152%	150%	161%
		c. Pump systems		7%	(Actual / Target) x Weight	134.26%	152%	150%	162%
	SO 2	Attain Satisfaction of Farmers							
	SM 3	Percentage of Satisfied Customers: [Strategic Initiative Profile I]							
		a. NIS	Number of respondents which gave at least a Satisfactory rating / Total number of respondents	6%	(Actual / Target) x Weight	92.26%	94.33%	90%	90%
		b. CIS		2%	0% = If less than 80%		93.15%	90%	90%
	Subtotal			37%					
SO 3	Improve Planning, Design and Implementation of Irrigation Projects to be Climate Change Adaptive								
SM 4	Areas generated and restored [Strategic Initiative Profile II]								
	a. Generated (ha)								

Component					Baseline		Target		
Objective / Measure		Formula	Wt.	Rating System	2016	2017	2018	2019	
INTERNAL PROCESS	a.1. Current	Actual area	4%	(Actual / Target) x Weight	5,103	8,796	24,069	31,294	
	a.2. Carry-over	Actual area	4%	(Actual / Target) x Weight	11,465	10,527	35,991	56,239	
	b. Restored								
	b.1. Current	Actual area	2%	(Actual / Target) x Weight	4,666	9,538	11,246	5,442	
	b.2. Carry-over	Actual area	3%	(Actual / Target) x Weight	8,364	9,406	21,356	25,284	
	SM 5	Repair and rehabilitation of existing irrigation facilities							
		a. Earth Canal (km)	Actual length	2%	(Actual / Target) x Weight	0	274.07	1,031	833.07
		b. Concrete Lined Canal (km)	Actual length	2%	(Actual / Target) x Weight	459.98	1,112.01	1,971	3,383.96
		c. No. of Canal Structures	Actual count	2%	(Actual / Target) x Weight	1,253	3,154.65	7,442	10,929
	SM 6	Area covered with coconet along irrigation facilities for slope protection							
		a. Current	Actual area	2%	(Actual / Target) x Weight	299,224 sq.m.	290,231.25 sq.m.	332,196 sq.m.	147,565 sq. m.
		b. Carry-over		1%	(Actual / Target) x Weight	NA	227,791.32 sq.m.	113,923 sq.m.	216,683 sq. m.
	SO 4	Ensure Efficient and Effective Operation and Maintenance of Irrigation Systems							
	SM 7	Number of IAs with IMT Contracts (new contracts only)	No. of IAs	8%	(Actual / Target) x Weight	N/A	2,773	112	2,000
	Subtotal			30%					

Component					Baseline		Target		
Objective / Measure		Formula	Wt.	Rating System	2016	2017	2018	2019	
FINANCE	SO 5	Improve Income Generation from Non-Irrigation Sources							
	SM 8	Total Other Income	-	8%	(Actual / Target) x Weight	₱1,010,201,076	₱787,969,864	₱517,000,000	₱681,707,000
	SM 9	Budget Utilization							
		a. SARO							
		a.1. Current	Actual Obligation over Total SARO releases	2%	(Actual / Target) x Weight	68.75%	92.5%	100%	100%
		a.2. Prior Years		3%	(Actual / Target) x Weight	-	-	100%	100%
		b. NCA Utilization							
		b.1. Current	Disbursement over NCA	2%	(Actual / Target) x Weight	N/A	86.2%	100%	100%
	b.2. Prior Years	3%		(Actual / Target) x Weight	-	-	100%	100%	
	SM 10	Accounts downloaded by NIA Central Office to the Regional Office within 3 days from the receipt of cash from BTr	Amount downloaded to the Regional Offices within 3 working days over total amount received by NIA Central Office	1%	(Actual / Target) x Weight	N/A	30%	100%	100%
Subtotal			19%						

Component			Baseline				Target		
Objective / Measure		Formula	Wt.	Rating System	2016	2017	2018	2019	
LEARNING AND GROWTH	SO 6	Adopt a Results-Based Performance Culture							
	SM 11	Percentage of Employees with Required Competencies	Milestone	5%	All or nothing	Draft of Competency Framework	BAC-B approved Agency to Agency Procurement with DAP	Completed Position Profiles for all positions (CO, Regional Offices, IMOs)	Establish Baseline
	SO 7	Improve Management Information Systems and Processes							
	SM 12	Number of management information systems & processes automated	Actual Number	4%	(Actual / Target) x Weight	3 - completed and implemented	3 programs completed and implemented	Project Preparation for the Facility on Information and Communication Technology Nationwide (Output-Report on Feasibility) and Online monitoring of FS/DE	Library Management Information System
	SM 13	ISO 9001:2015 Certification	Milestone	5%	All or Nothing	IQA conducted	Certification under ISO 9001:2008 of CO, UPRIIS, 4A & Quezon IMO	Certification under ISO 9001:2015 of CO, UPRIIS, 4A & Quezon IMO	<ul style="list-style-type: none">• Re-certification of CO, UPRIIS, 4A & Quezon IMO• Certification of all Regional Head Offices
	Subtotal			14%					
	TOTAL			100%					