

NATIONAL IRRIGATION ADMINISTRATION
Edsa, Diliman, Quezon City
CONDENSED CONSOLIDATED INCOME STATEMENT
For the Period Ended December 31, 2015
FUND 501 - CORPORATE OPERATING FUND

REVENUES

Operating Income

Irrigation Service Fees		1,775,371,844.07
Less: 10% Discount on ISF	103,513,957.47	
Loss on Sale of Palay	128,000.00	103,641,957.47
Net Irrigation Service Fees		1,671,729,886.60
Rent Income		153,693,348.30
Fines and Penalties-Service Income		53,161,728.46
CIP/CIS/RIS Amortization & Equity		202,091,052.61
Pump Amortization & Equity		23,850,241.21
Service Fees		351,784,358.79
MWSS	52,000,000.00	
BHEP	73,468,971.88	
SNAP	143,824,241.25	
FGHP	82,491,145.66	
Energy Delivery Fee - NPC		63,954,272.80
Total		2,520,264,888.77

Non-Operating Income

Interest		23,738,347.53
Miscellaneous Income		100,525,991.63
Other Fines and Penalties		3,619,486.87
Income from Grants and Donations		936,133.33
Total		128,819,959.36

TOTAL REVENUES

2,649,084,848.13

LESS EXPENSES:

Personal Services		1,647,739,156.98
Maintenance & Other Operating Expenses		1,008,999,179.18
		2,656,738,336.16

TOTAL EXPENSES

(7,653,488.03)

INCOME/ (LOSS) FROM OPERATION

Add/Deduct Other Income/Expenses:

Gain(Loss) on Foreign Exchange		353,222.45
Gain on Sale of Disposed Assets		-
		353,222.45

TOTAL OTHER INCOME/EXPENSES

(7,300,265.58)

NET OPERATING INCOME/(LOSS) BEFORE NON-CASH EXPENSES

Less Non-Cash Expenses:

Bad Debts		284,995,214.74
Depreciation		145,688,317.28
Interest Expenses		740,829,779.80
Total Non-Cash Expenses		1,171,513,311.83

NET INCOME/(LOSS) BEFORE SUBSIDY

(1,178,813,577.41)

Subsidy Income from National Government (Subsidy to Operations)

121,390,000.00

NET INCOME/(LOSS) BEFORE SUBSIDY FOR THE IMPLEMENTATION OF VARIOUS PROJECTS

(1,057,423,577.41)

ADD: SUBSIDY INCOME FROM NATIONAL GOVERNMENT

Budgetary Support for the Implementation of Various Projects

Subsidy to operations - Indirect Cost of Projects (Capital Outlay)	411,452,000.00
--	----------------

Project Cost - Capital Outlay

Participatory Irrigation Development Project	22,827,000.00
National Irrigation Sector Rehabilitation & Improvement Project	42,403,000.00
Jalaur River Multipurpose Project Stage II	64,986,000.00
Barotac Viejo SRIP	95,907,331.84
Comprehensive Agrarian Reform Program - Irrigation Component	187,650,184.87
Casecnan Multi-Purpose Irrigation Project	239,603,208.39
Malitubog - Maridagao Irrigation and Power Project	222,748,831.26
Catarman - BoBon Irrigation Project	21,313,615.49
Malitubog Maridagao Irrigation Project Phase II	64,043,829.93
Climate Change Adaptation Works	47,644,034.06

NATIONAL IRRIGATION ADMINISTRATION
Edsa, Diliman, Quezon City

CONDENSED CONSOLIDATED INCOME STATEMENT

For the Period Ended December 31, 2015

FUND 501 - CORPORATE OPERATING FUND

Extension/Expansion/Repair/Operation of Irrigation Facilities and Pump Irrigation System	352,645,674.91
Dabubu River Irrigation Project	4,870,570.51
Dibulan River Irrigation Project	5,036,581.02
Establishment of Ground Water PIP	68,260,028.74
Resto/Rehabilitation/Extension/Expansion of Existing NIS and CIS	3,756,974,221.65
Irrigation Management Transfer Support Services	68,898,557.30
Nassiping Pump Irrigation Project	2,399,691.29
Umayam River Irrigation Project	63,898,980.03
Palico River Irrigation System	3,545,788.24
Agno River Irrigation Project	9,000,000.00
Kitcharao Small River Irrigation Project	7,674,085.72
Calbiga Irrigation Project	13,780,790.10
Pinipisakan Irrigation Project	38,675,381.76
Power Sector Asset and Liabilities Management	3,789,000,000.00
Bottom-Up Budgeting (BUB) Projects	38,892,888.23
Irrigated Rice Production Enhancement Project	39,485,194.74
Hibulungan Small River Irrigation Project	1,023,899.68
Feasibility Study and Detailed Engineering	17,558,850.55
Quipot Irrigation Project	13,821,993.04
Line Projects	4,263,809.18
Talakag Irrigation Project	10,886,619.28
Small River Irrigation Project	387,477.77
Lower Sibugay I RIS Extension Project	4,086,778.52
Upper Sibugay RIS Extension Project	4,138,421.98
Lower Sibugay II RIS Extension Project	5,813,813.95
Agno River Irrigation System Extension Project	68,202,503.76
Pasa SRIP	11,637,172.00
National Development Company Principal Loan Payment	975,000,000.00
Balikatan Sagip Patubig Program (BSPP)	26,409,931.83
Alfonso Lista Pump Irrigation Project	603,588.07
GACO Irrigation Project - Phase IV	927,692.16
Bislig City Integrated Devt Project-IC	2,306,986.94
Quick Response Fund	45,159,517.00
BLISCUR Integrated Small Irrig. Proj.	305,046.42
Sta. Rita SRIP	113,271.00
Payment of ROW, Completion Works	786,492.10
Balog-Balog Multipurpose Project - II	21,428,749.99
National Development Company Interest payment on Loan	613,557,000.00
Sibagat SRIP	38,961.14
LAKE MAINIT IADP	470,266.34
Modification of Malinao Dam	718,150.24
BANTAYAN IRRIGATION PROJECT	8,785,813.22
BUGKO IRRIGATION PROJECT	15,508,127.76
HAGBAY IRRIGATION PROJECT	437,641.28
BULAO IP	4,572,086.93
DITSAAN RAMAIN Irrigation Project	10,174,950.25
Malaig River Irrig. System Extension Project	3,826,441.40
Upper Tabuating SRIP	113,477.03
NET INCOME/(LOSS) AND SUBSIDY FOR THE IMPLEMENTATION OF VARIOUS PROJECTS	10,499,259,423.52

CERTIFIED CORRECT:


EDITHA D. MORALES

Acting Manager, Financial Management Department





NOTED BY:


ESTRELLA E. ICASIANO

Deputy Administrator for Administrative & Finance Sector

NATIONAL IRRIGATION ADMINISTRATION
Edsa, Diliman, Quezon City
CONSOLIDATED INCOME STATEMENT
For the Period Ended December 31, 2015
FUND 501 - CORPORATE OPERATING FUND

REVENUES

Operating Income

Irrigation Service Fees		1,775,371,844.07
Less: 10% Discount on ISF	103,513,957.47	
Loss on Sale of Palay	128,000.00	103,641,957.47
Net Irrigation Service Fees		1,671,729,886.60
Rent Income		153,693,348.30
Fines and Penalties-Service Income		53,161,728.46
CIP/CIS/RIS Amortization & Equity		202,091,052.61
Pump Amortization & Equity		23,850,241.21
Service Fees		351,784,358.79
MWSS	52,000,000.00	
BHEP	73,468,971.88	
SNAP	143,824,241.25	
FGHP	82,491,145.66	
Energy Delivery Fee - NPC		63,954,272.80
Total		2,520,264,888.77

Non-Operating Income

Interest		23,738,347.53
Miscellaneous Income		100,525,991.63
Other Fines and Penalties		3,619,486.87
Income from Grants and Donations		936,133.33
Total		128,819,959.36

TOTAL REVENUES

2,649,084,848.13

LESS EXPENSES:

Personal Services	1,647,739,156.98
Travelling Expenses - Local	29,355,366.51
Travelling Expenses - Foreign	326,876.35
Training Expenses	12,727,245.33
Scholarship Expenses	-
Office Supplies Expenses	23,151,387.03
Accountable Forms Expenses	1,680,620.00
Food Supplies Expense	259,537.34
Drugs and Medicines Expenses	179,247.35
Medical,Dental & Lab Supplies Expenses	207,256.93
Gasoline, Oil and Lubricants Expenses	62,763,779.69
Textbooks and Instructional Materials Expenses	(50,649.25)
Military and Police Supplies Expenses	22,380.00
Other Supplies Expenses	15,949,514.95
Water Expenses	5,018,272.60
Electricity Expenses	164,845,168.41
Cooking Gas Expense	-
Postage and Deliveries	492,211.55
Telephone Expenses - Landline	7,314,190.10
Telephone Expenses - Mobile	4,083,366.69
Internet Expenses	2,133,210.37
Cable,Satellite,Telegraph, & Radio Expenses	1,449,798.95
Membership Dues & Contributions to Organizations	136,093.05
Awards and Indemnities	19,219.67
Advertising Expenses	862,118.49
Printing and Binding Expenses	1,631,942.98
Rent Expenses	5,623,815.00
Representation Expenses	6,875,515.30
Transportation and Delivery Expenses	805,919.02
Subscription Expenses	137,231.63
Rewards and Other Claims	65,000.00

NATIONAL IRRIGATION ADMINISTRATION
Edsa, Diliman, Quezon City
CONSOLIDATED INCOME STATEMENT
For the Period Ended December 31, 2015
FUND 501 - CORPORATE OPERATING FUND

Legal Services	668,502.82
Auditing Services	7,015,682.29
Consulting Services	2,690,000.00
General Services	306,665.13
Janitorial Services	10,015,602.26
Security Services	3,173,840.33
Other Professional Services	392,091.07
Repairs & Maint. - Land Improvements	17,021.00
Repairs & Maint. - Office Buildings	9,765,423.65
Repairs & Maint. - Other Structures	1,041,128.12
Repairs & Maint. - Office Equipment	853,084.67
Repairs & Maint. - Furniture & Fixtures	145,243.25
Repairs & Maint. - IT Equipment & Software	387,661.23
Repairs & Maint. - Machineries	2,840,802.15
Repairs & Maint. - Communication Equipment	3,600.00
Repairs & Maint. - Const. & Heavy Equipment	17,463,962.72
Repairs & Maint. - Firefighting Eqpt & Accessories	48,000.00
Repairs & Maint.-Technical & Scientific Equipment	189,035.40
Repairs & Maint. - Other Machineries & Equipment	6,478,279.22
Repairs & Maint. - Motor Vehicles	41,595,001.46
Repairs & Maint. - Watercrafts	107,054.17
Repairs & Maint. - Other Transportation Equipment	8,306,410.19
Repairs & Maint. - Other Property, Plant & Equipment	15,080.00
Repairs & Maint. - Pumping Stations & Conduits	1,133,524.56
Repairs & Maint. - Irrigation, Canals & Laterals	158,432,880.32
Donations	32,500.00
Extraordinary Expenses	832,582.21
Miscellaneous Expenses	8,309,636.38
Taxes, Duties and Licenses	20,898,356.40
Fidelity Bond Premiums	2,484,102.40
Insurance Expenses	6,205,338.75
Collection/Viability Bonus	4,935,180.92
Collection Expenses	3,993,166.22
Irrigator's Share	244,406,037.44
Motorcycle Allowance	289,482.64
Other Maintenance & Operating Expenses	95,298,072.22
Bank Charges	163,511.55
TOTAL EXPENSES	2,656,738,336.16
INCOME/ (LOSS) FROM OPERATION	(7,653,488.03)
Add/Deduct Other Income/Expenses:	
Gain(Loss) on Foreign Exchange	353,222.45
Gain on Sale of Disposed Assets	-
TOTAL OTHER INCOME/EXPENSES	353,222.45
NET OPERATING INCOME/(LOSS) BEFORE NON-CASH EXPENSES	(7,300,265.58)
Less Non-Cash Expenses:	
Bad Debts	284,995,214.74
Depreciation	145,688,317.28
Interest Expenses	740,829,779.80
Total Non-Cash Expenses	1,171,513,311.83
NET INCOME/(LOSS) BEFORE SUBSIDY	(1,178,813,577.41)
Subsidy Income from National Government (Subsidy to Operations)	121,390,000.00
NET INCOME/(LOSS) BEFORE SUBSIDY FOR THE IMPLEMENTATION OF VARIOUS PROJECTS	(1,057,423,577.41)

NATIONAL IRRIGATION ADMINISTRATION
Edsa, Diliman, Quezon City
CONSOLIDATED INCOME STATEMENT
For the Period Ended December 31, 2015
FUND 501 - CORPORATE OPERATING FUND

ADD: SUBSIDY INCOME FROM NATIONAL GOVERNMENT

Budgetary Support for the Implementation of Various Projects

Subsidy to operations - Indirect Cost of Projects (Capital Outlay)	411,452,000.00
--	----------------

Project Cost - Capital Outlay


Participatory Irrigation Development Project	22,827,000.00
National Irrigation Sector Rehabilitation & Improvement Project	42,403,000.00
Jalaur River Multipurpose Project Stage II	64,986,000.00
Barotac Viejo SRIP	95,907,331.84
Comprehensive Agrarian Reform Program - Irrigation Component	187,650,184.87
Casecnan Multi-Purpose Irrigation Project	239,603,208.39
Malitubog - Maridagao Irrigation and Power Project	222,748,831.26
Catarman - BoBon Irrigation Project	21,313,615.49
Malitubog Maridagao Irrigation Project Phase II	64,043,829.93
Climate Change Adaptation Works	47,644,034.06
Extension/Expansion/Repair/Operation of Irrigation Facilities and Pump Irrigation System	352,645,674.91
Dabubu River Irrigation Project	4,870,570.51
Dibulan River Irrigation Project	5,036,581.02
Establishment of Ground Water PIP	68,260,028.74
Resto/Rehabilitation/Extension/Expansion of Existing NIS and CIS	3,756,974,221.65
Irrigation Management Transfer Support Services	68,898,557.30
Nassiping Pump Irrigation Project	2,399,691.29
Umayam River Irrigation Project	63,898,980.03
Palico River Irrigation System	3,545,788.24
Agno River Irrigation Project	9,000,000.00
Kitcharao Small River Irrigation Project	7,674,085.72
Calbiga Irrigation Project	13,780,790.10
Pinipisakan Irrigation Project	38,675,381.76
Power Sector Asset and Liabilities Management	3,789,000,000.00
Bottom-Up Budgeting (BUB) Projects	38,892,888.23
Irrigated Rice Production Enhancement Project	39,485,194.74
Hibulungan Small River Irrigation Project	1,023,899.68
Feasibility Study and Detailed Engineering	17,558,850.55
Quipot Irrigation Project	13,821,993.04
Line Projects	4,263,809.18
Talakag Irrigation Project	10,886,619.28
Small River Irrigation Project	387,477.77
Lower Sibugay I RIS Extension Project	4,086,778.52
Upper Sibugay RIS Extension Project	4,138,421.98
Lower Sibugay II RIS Extension Project	5,813,813.95
Agno River Irrigation System Extension Project	68,202,503.76
Pasa SRIP	11,637,172.00
National Development Company Principal Loan Payment	975,000,000.00
Balikatan Sagip Patubig Program (BSPP)	26,409,931.83
Alfonso Lista Pump Irrigation Project	603,588.07
GACO Irrigation Project - Phase IV	927,692.16
Bislig City Integrated Devt Project-IC	2,306,986.94
Quick Response Fund	45,159,517.00
BLISCUR Integrated Small Irrig. Proj.	305,046.42
Sta. Rita SRIP	113,271.00
Payment of ROW, Completion Works	786,492.10
Balog-Balog Multipurpose Project - II	21,428,749.99
National Development Company Interest payment on Loan	613,557,000.00
Sibagat SRIP	38,961.14
LAKE MAINIT IADP	470,266.34



NATIONAL IRRIGATION ADMINISTRATION
Edsa, Diliman, Quezon City

CONSOLIDATED INCOME STATEMENT
For the Period Ended December 31, 2015
FUND 501 - CORPORATE OPERATING FUND

Modification of Malinao Dam	718,150.24
BANTAYAN IRRIGATION PROJECT	8,785,813.22
BUGKO IRRIGATION PROJECT	15,508,127.76
HAGBAY IRRIGATION PROJECT	437,641.28
BULAO IP	4,572,086.93
DITSAAN RAMAIN Irrigation Project	10,174,950.25
Malaig River Irrig. System Extension Project	3,826,441.40
Upper Tabuating SRIP	113,477.03
NET INCOME/(LOSS) AFTER SUBSIDY FOR THE IMPLEMENTATION OF VARIOUS PROJECTS	<u>10,499,259,423.52</u>

CERTIFIED CORRECT:


EDITHA D. MORALES
Acting Manager, Financial Management Department

NOTED BY:


ESTRELLA E. ICASIANO
Deputy Administrator for Administrative & Finance Sector