



ANNUAL REPORT 2022



NATIONAL IRRIGATION
ADMINISTRATION

NATIONAL IRRIGATION ADMINISTRATION

OVERVIEW

The National Irrigation Administration (NIA) is a government-owned and controlled corporation primarily responsible for irrigation development and management. It was created under Republic Act (RA) No. 3601 on 22 June 1963. Its charter was amended by Presidential Decree (PD) 552 on 11 September 1974 and PD 1702 on 17 July 1980. Both increased capitalization and broadened the authority of the Agency.

NIA's forerunner was the Irrigation Division of the defunct Bureau of Public Works. NIA was placed under the Office of the President (OP) upon its creation. It was attached to the Department of Public Works, Transportation, and Communication under PD No.1, dated 23 September 1972. The issuance also integrated all irrigation activities under the Agency. The Administrative Code of 1987, dated 25 July 1987, attached NIA to both the Department of Public Works and Highways (DPWH), and Department of Agriculture (DA). But NIA remained attached to DPWH. It was transferred to OP pursuant to Executive Order No. 22, dated 14 September 1992. Then, it was attached to DA under Administrative Order No. 17, dated 14 October 1992.

Executive Order No. 165, Transferring the National Food Authority, National Irrigation Administration, Philippine Coconut Authority, and Fertilizer and Pesticide Authority to the Office of the President, 5 May 2014. Memorandum Order No. 70, Providing for the functions of the Presidential Assistant for Food Security and Agricultural Modernization, 5 May 2014.

Memorandum from the Executive Secretary - Office of the President, the Secretary of the Office of the Cabinet Secretary was designated Acting Chairperson of the NIA Board of Directors, 3 November 2016.

VISION

By 2022, NIA is a professional and efficient irrigation agency contributing to the inclusive growth of the country and in the improvement of the farmers' quality of life.

MISSION

To plan, construct, operate, and maintain irrigation systems consistent with integrated water resource management principles to improve agricultural productivity and increase farmers' income.

QUALITY OBJECTIVES

1. Increase irrigated areas contributing to agricultural productivity;
2. Attained satisfaction of farmers;
3. Improve planning, design, and implementation of irrigation and multipurpose projects to be climate change adaptive;
4. Ensure efficient and effective operation and maintenance of irrigation systems;
5. Improve budget utilization and revenue generation from non-irrigation sources;
6. Adopt a results-based performance culture; and
7. Improve management information systems and processes.

CORE VALUES

Commitment - Integrity - Professionalism



ABOUT THE COVER

The cover of NIA Annual Report 2022 depicts the heroism and sacrifices of the Filipino farmers as they work diligently to provide food for their family, for their community, and for the nation. Being the catalysts of irrigation development, NIA salutes our farmers and commits to continuously deliver a selfless public service to the Filipino people.

QUALITY POLICY

We commit to provide efficient, effective, and sustainable irrigation services aimed towards the highest satisfaction of the Filipino farmers.

We strive for the attainment of our strategic themes of Technical and Operational Excellence, and Good Governance through partnership with the farmers and other relevant interested parties.

We abide with applicable legal and international requirements.

We remain dedicated to the core values of Commitment, Integrity, and Professionalism to continually improve NIA's Quality Management System.

POWERS AND FUNCTIONS

The powers and functions of NIA under R.A. 3601, as amended by P.D. 552 and P.D. 1702, include the following:

- ◆ To investigate, study, and develop all available water resources in the country, primarily for irrigation purposes,
- ◆ To plan, design, construct, and/or improve all types of irrigation projects and appurtenant structures,
- ◆ To operate, maintain, and administer all national irrigation systems (NIS),
- ◆ To supervise the operation, maintenance, and repair, or otherwise, administer temporarily all communal and pump irrigation systems constructed, improved, and/or repaired wholly or partially with government funds,
- ◆ To delegate the partial or full management of NIS to duly organized cooperatives and associations;
- ◆ To construct multipurpose water resources projects designed primarily for irrigation, and secondarily for hydraulic power development and/or other uses, such as flood control, drainage, land reclamation, domestic water supply, roads and highway construction, and reforestation, among others, provided that the plans, designs, and the construction thereof, shall be undertaken in coordination with the agencies concerned, and
- ◆ To charge and collect from the beneficiaries of the water from all irrigation systems constructed by or under its administration, charges as may be necessary to:
 - cover the cost of operation, maintenance, and insurance,
 - recover the cost of construction within a reasonable period of time to the extent consistent with government policy, and
 - recover funds or portions thereof expended for the construction and/or rehabilitation of communal irrigation systems (CIS) which shall accrue to a special fund for irrigation development.




TABLE OF CONTENTS

	<u>Page</u>
National Irrigation Administration:	
Vision, Mission, Objectives, Quality Policy, and Powers and Functions	ii
4 point agenda of RRV	1
The Administrator's Report	2
Status of Irrigation Development	3
Engineering and Operations Sector	
Engineering	4
Planning and Development of Irrigation Projects	4
Project Preparation Activities	4
NIA Flagship Infrastructure Projects	5
Project Implementation	5
Foreign-Assisted Projects	7
Locally-Funded Projects	9
Continuing Appropriations	13
Operations	
Operations and Maintenance of Irrigation Systems	14
Systems Management	14
National Irrigation Systems	14
Communal Irrigation Systems	14
Institutional Development Program	14
Equipment Management	14
Irrigation Engineering Center	18
Administrative and Finance Sector	
Administrative	
Human Resources Management and Development	22
Procurement and Property	27
General Services Division	29
Medical and Dental Services	31
Civil Security Affairs	33
Financial Management	
Statement of Financial Position	34
Statement of Financial Performance	37
Statement of Changes in Net Assets/Equity All Funds	39
Statement of Cash Flows	39
GCG - NIA's Performance Score Card	40
Internal Audit Services	42
Legal Services	49
Public Affairs and Information Staff	50
Customer Service Management	53
Trees. Water. Life.	56
Partner Agencies	58
The Board of Directors	59
NIA Top Management Officials	65
NIA Directory	66

**4-POINT AGENDA
ADMINISTRATOR
GEN RICARDO R
VISAYA, Ret.**

March 28, 2017 - July 21, 2022

1. Eradicate graft and corruption.

2. Institute measures to improve delivery of services, such as but not limited to modernization of equipment for operations and project implementation

3. Strengthen NIA organization.

4. Develop human resources and improve their capabilities.

**ACTING
ADMINISTRATOR
BENNY D.
ANTIPORDA**

July 22, 2022 - November 13, 2022

1. Objectives

2. Relevance

3. Success

**7-POINT
STRATEGIC POLICY
AGENDA ACTING
ADMINISTRATOR
ENGR. EDUARDO
EDDIE G. GUILLEN**

December 12, 2022 - Present

1. Irrigation Infrastructure Development

2. Irrigators Association Capacity Building

3. Climate Smart Irrigators Association Farming System

4. Management and Governance

5. Monitoring and Evaluation

6. Capability Building of the Human Resources

7. Strategic Communication and Advocacy

ADMINISTRATOR'S REPORT



GEN RICARDO R. VISAYA, Ret
Administrator
March 28, 2017 - July 21, 2022



BENNY D. ANTIPORDA
Acting Administrator
July 22, 2022 - November 13, 2022



ATTY. ERYL ROYCE R. NAGTALON
Senior Deputy Administrator
Officer-In-Charge
November 14, 2022 - December 11, 2022



ENGR. EDUARDO EDDIE G. GUILLEN
Acting Administrator
December 12, 2022 - Present

For CY 2022, NIA pursued the implementation of 117 irrigation programs, including carry-over projects from previous years: 38 projects in Luzon, 26 in Visayas, 18 in Mindanao, and 35 in selected provinces nationwide. The activities for the year included the planning and development of irrigation projects, repair, rehabilitation, and restoration projects of national and communal irrigation systems (NISs and CISs), organization/development of irrigators associations (IAs), implementation and monitoring of Irrigation Management Transfer (IMT), and execution and monitoring of climate change adaptation works.

The CY 2022 Program included the generation of 25,841 hectares of newly irrigated area, restoration of 12,872 hectares of non-operational area, repair and rehabilitation works of 186.70 kilometers of earth canal, 306.22 kilometers of concrete-lined canal, 36.32 kilometers of high-density polyethylene (HDPE) pipe, 53.72 kilometers of concrete road, 94.08 kilometers of gravel road, and 866 units of canal structure (Annex A).

As of December 2022, the Agency has physical and financial accomplishments of 68.90% and 86.03%, respectively. This is equivalent to the generation of a newly irrigated area of 16,663 hectares, restoration of 7,677 hectares, repair of a total of 401.56 kilometers of earth canal, 449.93 kilometers of concrete-lined canal, 33.93 kilometers of HDPE pipe, 41.11 kilometers of concrete road, 98.90 kilometers of gravel road, and 1,823 units of canal structure.

NIA's Irrigation Development Program (IDP) for the year had a funding requirement of P31.469 billion from approved budget for CY 2022, P1.435 billion from Special Provision No. 6 of CY 2022 with Notice of Cash Allocation (NCA) of P18.88 billion, Obligations incurred of P28.306 billion, and Disbursement of P17.64 billion (Annex C).

For carry-over programs under CY 2015-2021, the Agency accomplished a total of 11,820 hectares of new area, 1,227 hectares of restored area, repair of 29.22 kilometers of earth canal and 87.73 kilometers of lined canal, 7.35 kilometers of HDPE pipe, 7.94 kilometers of concrete road, 40.35 kilometers of gravel road, and 755 units of canal structure (Annex B). Some 54,179 jobs were generated in the construction of new irrigation projects and rehabilitation of existing irrigation systems.

NIA operated and maintained 257 NISs with an aggregate service area of 929,291 hectares and a firm-up service area (FUSA) of 826,939 hectares at the beginning of the year. The irrigation-programmed service area for this crop year is 1,494,965 hectares. Irrigated area was 754,006 hectares during the dry season, 759,470 hectares during the wet season, and 27,628 hectares for the third crop – equivalent to a total of 1,541,105 hectares (103% of the irrigation-programmed service area). Cropping intensity achieved was 186.36 percent based on the FUSA (Annex F).

There are 10,144 CISs at the beginning of the year with an aggregate service area of 716,848 hectares and a FUSA of 630,158 ha. In CY 2021-2022, total irrigated area in the CISs was 1,006,037 hectares – equivalent to a cropping intensity of 159.65 percent based on FUSA (Annex G).

As of December 31, 2022, the total service area developed was 2,111,762.84 hectares 67.50 percent of the irrigable area of 3,128,631 hectares. The service area is distributed as follows: 990,559.15 hectares are under NISs, 744,023.45 hectares in CISs, 207,173.79 hectares in private irrigation systems, and 170,006.45 hectares in other government agency assistance. The remaining irrigable area for development is 1,074,751.38 hectares, which comprises those agricultural lands with up to 3 percent field slope (Annex E).

STATUS OF IRRIGATION DEVELOPMENT

The total service area developed as of December 2022 was 2,111,762.84 hectares, equivalent to 67.50 percent of the irrigable area of 3,128,631 hectares. Of this area, 990,559.15 hectares are under NISs – 941,885.05 hectares from the existing National Irrigation Systems, 1,612.00 hectares from newly completed National Irrigation Projects, and 47,062.10 hectares generated from the ongoing National Irrigation Projects; 744,023.45 hectares are under CIS – 722,926.04 hectares from existing communal irrigation systems, 3,189.77 hectares from newly completed communal irrigation projects, and 17,907.64 hectares generated from the ongoing communal irrigation projects; 207,173.79 hectares in private irrigation systems, and 170,006.45 hectares in other government agency assisted. The remaining irrigable area for development is 1,074,751.38 hectares, which comprises those agricultural lands with up to three percent slope.



STATUS OF IRRIGATION DEVELOPMENT BASED ON INVENTORY as of December 31, 2022 In Hectares

REGION	ESTIMATED TOTAL IRRIGABLE AREA a/	SERVICE AREA (ha.)				TOTAL	PERCENTAGE (%)
		NATIONAL IRRIGATION SYSTEM	COMMUNAL IRRIGATION SYSTEM	PRIVATE IRRIGATION SYSTEM	OTHER GOVERNMENT AGENCY ASSISTED		
CAR	111,295.65	24,405.80	59,888.19	21,470.50	8,422.75	114,187.24	102.60
REGION 1	264,491.00	77,116.44	70,695.88	19,787.70	19,404.70	187,004.72	70.70
REGION 2	457,246.76	194,346.93	58,838.46	40,325.02	37,935.56	331,445.96	72.49
REGION 3	483,830.18	244,045.11	84,106.84	8,532.65	15,260.09	351,944.69	72.74
REGION 4A	85,929.00	30,058.18	28,479.85	6,505.00	7,177.37	72,220.40	84.05
REGION 4B	143,558.95	38,498.52	51,454.28	13,761.71	13,447.89	117,162.40	81.61
REGION 5	239,440.00	24,533.68	78,671.51	25,112.00	12,847.73	141,164.92	58.96
REGION 6	191,253.16	59,604.13	47,141.98	15,302.27	10,920.52	132,968.90	69.53
REGION 7	53,674.35	20,296.80	32,679.00	3,385.00	3,918.36	60,279.16	112.31
REGION 8	91,982.90	30,094.62	42,864.39	6,476.75	8,916.98	88,352.74	96.05
REGION 9	93,706.00	20,557.65	27,531.92	1,944.00	4,732.85	54,766.42	58.44
REGION 10	121,122.69	36,350.29	31,859.42	8,371.79	5,713.24	82,294.74	67.94
REGION 11	177,546.92	39,230.63	33,129.13	31,053.40	4,855.84	108,269.00	60.98
REGION 12	293,226.24	76,488.28	45,683.73	1,948.00	9,948.95	134,068.96	45.72
REGION 13	160,176.75	41,632.32	29,814.80	3,108.00	6,258.62	80,813.74	50.45
BARMM	160,150.45	33,299.77	21,184.08	90.00	245.00	54,818.85	34.23
TOTAL	3,128,631.00	990,559.15	744,023.45	207,173.79	170,006.45	2,111,762.84	67.50

a/ - Estimated Total Irrigable Area (ETIA) is based on the 3% slope criteria. For provinces with service areas greater than the ETIA, it means that more area are now irrigated beyond the ETIA.

Consolidated :

ENGR. ROGELIA C. DELA TORRE
Manager, Corporate Planning Services

Prepared :

ENGR. LESLIE C. DIZON
Manager, Operations Department

Recommending Approval :

ENGR. C'ZAR M. SULAIK
Deputy Administrator for Engineering & Operations

Approved :

ENGR. EDUARDO EDDIE G. GUILLEN
Administrator

Engineering

PLANNING AND DEVELOPMENT OF IRRIGATION PROJECTS

I. PROJECT PREPARATION ACTIVITIES

Irrigation development depends on the sustainability of project preparation which includes the conduct of Feasibility Study and Detailed Engineering (FS & DE) study prior to construction or project implementation. In line with these activities, funds for FS and DE are programmed annually.

For CY 2022, the total budgetary allocation of P965.9 million programmed to support project preparation particularly the conduct of FS & DE for Small Irrigation Projects (SIPs), Small Reservoir Irrigation Projects (SRIPs), and National Irrigation Projects (NIPs) – Multipurpose Projects and Pump Irrigation Projects.

There are 56 projects completed or 25.23 percent of the total programmed 222 projects for FS & DE as of December 2022 .

PROJECT PREPARATION ACTIVITIES FEASIBILITY STUDY AND DETAILED ENGINEERING FOR IRRIGATION PROJECTS As of DECEMBER 2022							
REGIONS	ALLOCATION (P'000)	CY 2022 PROGRAM AND ACCOMPLISHMENT					
		NUMBER OF PROJECTS			COMPLETED		
		PROGRAM			NO. OF PROJECTS		
		FS	DE	Others	FS	DE	Others
CAR	32,000	20	-	-	17	-	-
I	14,050	5	-	-	-	-	-
II	91,156	26	2	2	5	-	-
III	40,216	4	2	-	-	1	-
IV-A	7,507	11	-	1	7	-	-
IV-B	29,100	8	-	-	-	-	-
V	30,830	7	2	1	1	-	-
VI	44,000	1	1	1	-	-	-
VII	63,803	37	1	-	-	-	-
VIII	11,050	16	1	-	-	-	-
IX	70,850	23	-	-	9	-	-
X	47,888	3	-	-	-	-	-
XI	60,500	4	-	2	-	-	-
XII	106,300	10	1	-	-	-	-
Caraga	50,000	2	-	-	-	-	-
UPRIIS	88,000	7	1	-	-	-	-
MARIIS	-	-	-	-	-	-	-
CENTRAL OFFICE	178,650	-	-	-	-	-	-
TOTAL	965,900	184	11	7	38	1	-
FS- Project ID, Pre-FS, FS							
Other- SEIA, LARP, LARF							



II. PROJECT IMPLEMENTATION

FLAGSHIP INFRASTRUCTURE PROJECTS

NIA remains at the forefront of the Administration's objective in accelerating infrastructure development and inclusive development in the countryside. In pursuing these objectives, six major projects are included in the list of Flagship Infrastructure Projects, namely, Balog-Balog Multipurpose Project – Phase II, Chico River Pump Irrigation Project, Jalaur River Multipurpose Project – Stage II, Lower Agno River Irrigation System Improvement Project, Malitubog-Maridagao Irrigation Project – Stage II, and National Irrigation Sector Rehabilitation and Improvement Project.

1. LOWER AGNO RIVER IRRIGATION SYSTEM IMPROVEMENT PROJECT (LARISIP)



LARISIP is a locally-funded project with a total project cost of P3.5 B and an overall accomplishment of 96.77 percent as of December 2022.

CY 2018, CY 2019, and CY 2020 were already completed while CY 2021 and 2022 have a physical accomplishment of 98.97 percent and 89.07 percent, respectively. A partial inventory of the project was conducted on September 27 to October 3, 2022 for CY 2018 and CY 2019 for the validation of its respective program of works.

2. CHICO RIVER PUMP IRRIGATION PROJECT (CRPIP)

CRPIP is a foreign-assisted project with total allocation of P4.483 B and an overall accomplishment of 96.06 percent as of December 2022. Final inspection of the project has already been conducted on December 10-16, 2022 in preparation for the Completion of the Contract Works the Final Inventory was conducted on January 25 – February 3, 2023.

Some of the problems encountered during the Final Inventory include the payment of Right-of-Way (ROW) at Cagayan side is greatly hampered by the difficulty/unavailability of private property owners to provide necessary documents/requirements in pursuance to RA 10752 (ROW Act), as well as unfavorable weather conditions that affect the implementation of the local minor contracts (LMCs) of the project.



3. BALOG-BALOG MULTIPURPOSE PROJECT – PHASE II (BBMP-II)



Located in Tarlac, Balog-Balog is a locally-funded project with a total project cost of P13.36 B. The overall accomplishment as of December 2022 is 51.37 percent based on the total project cost. The request for Extension of Project Implementation Duration and Change in Scope was approved by the NIA Board on June 21, 2022 and pertinent documents were received by the Department of Agriculture (DA) on August 16, 2022 for their endorsement to NEDA-ICC on September 16, 2022.


4. JALAU RIVER MULTIPURPOSE PROJECT – STAGE II (JRMP-II)

JRMP-II is another foreign-assisted project located in Iloilo. The total project cost is P13.36 B with an overall accomplishment of 53.43% based on the total project cost.

A request for Project Restructuring was presented and approved for endorsement to NEDA by the NIA – Board during the 982nd Regular Board Meeting on May 26, 2022. Project Restructuring included the following:

- a. Cost Increase,
- b. Request for Approval of Extension of Project Implementation and Extension of Loan Validity,
- c. Request for Approval of Loan Reallocation, and
- d. Request for Approval of Change in Project Scope and Design

The request for project restructuring of JRMP-II was forwarded to Development of Agriculture (DA) on June 28, 2022 and the Department of Finance (DOF) on June 29, 2022 for review and evaluation. DA immediately endorsed the said request to NEDA which was received on July 1, 2022. NEDA requested for the submission of all remaining ICC Documentary requirements through their letter dated July 7, 2022 and was compiled by NIA through its letter dated August 9, 2022. Comments and recommendations from NEDA were sent through their letter dated August 18, 2022 and are currently being complied by NIA JRMP-II.



5. MALITUBOG-MARIDAGAO IRRIGATION PROJECT – STAGE II (MMIP-II)




MMIP-II is another locally-funded project with revised total project cost of P5.13 B and overall accomplishment of 87.59 percent as of December 2022 based on the overall allocation. The NIA Board approved the extension of implementation until June 2022.

There is a pending project restructuring request for NEDA Board Approval. The restructuring includes the Request for Change in Project Scope, Decrease in Cost, and Extension of the Implementation Period until December 2023. The NIA Board of Directors initially approved the MMIP II's Request for Extension is approved until December 2023 through NIA Board Resolution No. 8817-22, Series of 2022.

6. NATIONAL IRRIGATION SECTOR REHABILITATION AND IMPROVEMENT PROJECT (NISRIP)

NISRIP is another foreign-assisted project with a total project cost of P3.1 B and overall accomplishment of 88.01 percent. The implementation period of NISRIP has ended in June 2021 while the extension of loan validity was granted until December 31, 2021.



A. FOREIGN-ASSISTED PROJECTS (FAPs)

Under the CY 2022 Irrigation Program as per GAA – R.A. No. 11639, NIA implemented two continuing FAPs and one from the previous years' allocation. These are the Chico River Pump Irrigation Project, Jalaur River Multipurpose Project – Stage II in Iloilo, and National Irrigation Sector Rehabilitation and Improvement Project (covering Regions I, III, IV-A, IV-B, VI, X, XI, XII, and Caraga).

1. CHICO RIVER PUMP IRRIGATION PROJECT (CRPIP)



The Chico River Pump Irrigation Project (CRPIP) is a flagship infrastructure project financed by China under the Duterte Administration's "Build, Build, Build" Program. The project aims to provide substantial and timely water supply for irrigation to support agricultural development. It covers the Municipality of Pinukpuk, Kalinga in the Cordillera Administrative Region (CAR) and the Municipalities of Tuao and Piat of Cagayan Province, Region II with a total service area of 8,700 hectares.

Major components of the project consist of the construction of a pump house with six units of electric driven motor pumps and appurtenances, such as 30 kilometers of transmission line and 69-kilovolt substation. It also includes the construction of 4.403 kilometers of diversion main canal (2.93 kilometers of open canal and 1.91-kilometer tunnel), 33.60 kilometers of main canal, 100.06 kilometers of lateral canals, 518 units of canal structure and terminal facilities (501 assy steel slide gates), project facilities, and access road.

The project has an original project cost of P4.372 B and was revised to P4.497 B due to the inclusion of the amount

used in the early stage of the project which includes the initial fund for the Pre-Construction Activities amounting to P50.00 M and the fund used in the payment of ROW and Crop Damages amounting to P74.174 M. Part of the project cost amounting to P3.135 B is a loan grant from the People's Republic of China through the China Export Import Bank and P1.362 B is a GOP Counterpart. It is a multi-year project originally scheduled for three years of implementation starting September 7, 2018 to September 6, 2021. However, because of COVID-19 Pandemic and unfavorable weather conditions which prevailed in the project undeniably slumped the progress of project implementation, an extension of 16 months or 481 calendar days was approved moving the project target completion date to December 31, 2022.

The project's remaining balance of P673.60 M was programmed under CY 2022 under the Loan Proceed of the project. This was allocated for the completion of the remaining works of the Commercial Contract. As of December 2022, the Project's Overall Physical Accomplishment is 96.06 percent.

2. JALOUR RIVER MULTIPURPOSE PROJECT STAGE II (JRMP-II)

Jalaur River Multipurpose Project – Stage II (JRMP-II) is the NIA's Flagship Project in Western Visayas and it is also the first large-scale water reservoir to be constructed outside Luzon.

The project will construct three dams in the Municipality of Calinog. These are the 109-meter Jalaur High Dam, 38-meter Jalaur Afterbay Dam across the Jalaur River, and a catch dam across the Alibunan River. The dams will be constructed using Roller-Compacted Concrete (RCC), the first of its kind in NIA's long history. The project also includes the construction of an 80-kilometer-high line canal. Traversing through nine municipalities in the Province of Iloilo, the high-line canal will convey water from the dams to the farm lots.



Original overall project cost amounting to P11.212 million was broken down into Loan Proceeds amounting to P8.95 billion and GOP counterpart amounting to P2.261 B. The project primarily aims to increase economic growth benefitting the 18,782 families out of the 22,340 hectares service area upon completion of the project.

Implemented under Daewoo E & C, known to have built two major hydropower dams abroad. These are Pakistan's Patrind Hydropower Project and Laos' Houay Ho Dam. As of December 2022, Overall Physical Accomplishment is 53.43 percent based on the total project cost.

3. NATIONAL IRRIGATION SECTOR REHABILITATION AND IMPROVEMENT PROJECT (NISRIP)

National Irrigation Administration committed to repair 11 irrigation systems under the National Irrigation Sector Rehabilitation and Improvement Project (NISRIP). It is funded by the Japan International Cooperation Agency (JICA) under Loan Agreement No PH-254 amounting to 6.187 Billion Yen to support the Philippine Government's effort to achieve rice sufficiency. The original total project cost from P4.007 B to P3.134 B with reallocation of funds to the unavailable balance category is amounting to 586.5 M Japanese Yen.



The project extension implementation period for civil works contracts and activities from the originally approved period of February 2012 – June 30, 2019 to February 2012 – June 30, 2021. The loan validity extension from July 3, 2021 to December 31, 2021 was approved by the NIA Board on December 17, 2020. On June 25, 2021, the NEDA ICC-CabCom approved Ad Referendum of NIA.

NISRIP is envisioned to restore 10,606 hectares and to rehabilitate 23,610 hectares with the total service area of 34,216 hectares thus increasing rice productivity and establishing a sustainable O & M system through the

rehabilitation and improvement of irrigation facilities, strengthening of Irrigators Associations (IAs) and provision of IA support facilities, as well as O&M equipment, and agricultural support services by PhilRice.

For the last year of project implementation, the project accomplished the following completed projects: Sta. Barbara, Mal, Malatgao, Dumacaa, San Fabian, Porac-Gumain, Madongan, Solsona, and Muleta. As of December 2022, the project's Overall Physical Accomplishment is 88.01 percent.

B. LOCALLY-FUNDED PROJECTS (LFPs)

Physical targets of locally funded projects under the CY 2022 Program include the generation of 16,783 hectares of new area, restoration of 12,493 hectares, repair of 176.58 kilometers of earth canal, 289.31 kilometers of concrete lined canal, 36.32 kilometers of HDPE pipe, 19.96 kilometers of concrete road, 94.08 kilometers of gravel road, and 794 units of canal structure.

Physical accomplishments under the CY 2022 Program are the generation of 9,744 hectares of new area and restoration of 7,667 hectares, repair and rehabilitation of 286.94 kilometers of earth canal, 420.12 kilometers of lined canal, 33.93 kilometers of HDPE pipe, 25.34 kilometers of concrete road, 98.90 kilometers of gravel road, and 1,255 unit of canal structure.

NATIONAL IRRIGATION PROJECTS (NIPs)

National Irrigation Projects (NIPs) are large-scale initiatives implemented to improve the agricultural productivity of a country by providing a reliable and sustainable water supply to farmers. These projects typically involve the construction of irrigation infrastructure, such as dams, reservoirs, canals, and pumps, which allow water to be distributed efficiently to farms and fields. The primary goal of National Irrigation Projects is to increase crop yields and improve food security, particularly in areas that suffer from water scarcity or frequent droughts. In addition to boosting agricultural production, these projects can also have a significant impact on rural development, employment, and poverty reduction.

For CY 2022, 5.30 percent of the total budget of the operations is allotted to irrigation development of the NIP equivalent to P1.2 Billion for the implementation of 18 projects nationwide, and P100 million from Special Provision No. 6 of CY 2022 allocated to one project.

PROJECT ACCOMPLISHMENT OF NATIONAL IRRIGATION PROJECTS AS OF DECEMBER 2022				
Project	GAA 2022 (P'000)	Special Provisions No. 6 (P'000)	Total CY 2022 Allocation (P'000)	Overall Status (%)
Alfonso Lista Pump IP in Ifugao	190,000	-	190,000	79.91
Lower Apayao River IP in Apayao	5,000	-	5,000	22.29
Ilocos Norte-Ilocos Sur-Abra IP	10,000	-	10,000	1.09
Ilocos Sur Transbasin Project in Ilocos Sur	10,000	-	10,000	0.74
Dibuluan River IP in Ilocos Sur	70,000	-	70,000	97.98
Tumauini River Multipurpose Project in Isabela	150,000	-	150,000	5.78
Nassiping Pump IP in Cagayan	150,000	-	150,000	87.67
Upper Gumain River IP in Pampanga	50,000	-	50,000	4.14
Quipot IP in Batangas and Quezon	-	100,000	100,000	99.31
Panay River Basin Integrated Development Program in Capiz	10,000	-	10,000	1.76
Tanjay Bals River IP in Negros Oriental	50,000	-	50,000	14.00
Bantayan IP in Northern Samar	35,000	-	35,000	97.12
Ditsaan Raman River IP in Lanao del Sur	50,000	-	50,000	83.63
Upper Saug. River IP in Davao del Norte	72,000	-	72,000	92.48
Manat IP in Compostella Valley	128,000	-	128,000	36.18
Lebak Integrated River IP in Sultan Kudarat	30,000	-	30,000	24.41
Kabulnan 2 MPIP in Maguindanao	10,000	-	10,000	0.82
Upi River IP in Maguindanao	30,000	-	30,000	8.54
Libang River IP in Agusan del Sur	150,000	-	150,000	15.30
TOTAL	1,200,000	100,000	1,300,000	

• based on the overall project cost



C. SMALL RESERVOIR IRRIGATION PROJECTS (SRIPs)

SRIPs are multi-oriented projects that require the identification, investigation, validation, feasibility studies, detailed design and construction of a Reservoir Dams and appurtenant structures to provide a year-round irrigation. Other benefits derived from completed SRIPs include flood control, aquaculture, hydropower, domestic water supply, and recreational facilities for local tourism.

For CY 2022, 8.38 percent of the total budget for the irrigation systems development program is allotted to SRIP equivalent to P2.438 billion for the implementation of 17 projects nationwide, and P300 million from Special Provision No. 6 of CY 2022 allocated to 5 projects.



SRIP	GAA 2022 (P'000)	Special Provisions No. 6 (P'000)	Total CY 2022 Allocation (P'000)	Overall Status (%)
Marimay SRIP in Apayao	150,000	30,000	180,000	80.38
Bayaoas SRIP in Pangasinan	100,000	-	100,000	7.90
Dumoloc SRIP in Pangasinan	445,000	-	445,000	26.79
Sulvec SRIP in Ilocos Norte	151,360	40,000	191,360	85.49
Bulo SRIP in Bulacan	5,000	-	5,000	91.32
Bayabas SRIP in Bulacan	350,000	-	350,000	5.07
Balbalungao SRIP in Nueva Ecija	200,000	130,000	330,000	76.07
Macalelon SRIP in Quezon	100,000	-	100,000	73.62
Ibato-Iraan SRIP in Palawan	35,114	-	35,114	85.44
Bagtingon SRIP in Marinduque	100,000	-	100,000	9.87
Ibingan SRIP in Sorsogon	50,000	-	50,000	90.57
Bayuyan SRIP in Capiz	200,000	-	200,000	26.04
Cabano SRIP in GuiMaras	200,000	-	200,000	6.78
Hibale SRIP in Bohol	100,000	-	100,000	33.69
Bonotbonot SRIP in Bohol	-	50,000	50,000	61.12
Mabini Cayacay SRIP in Bohol	52,000	-	52,000	93.41
Calunasan SRIP in Bohol	50,000	-	50,000	68.00
Hibulangan SRIP in Northern Leyte	-	50,000	50,000	95.62
Tulunang SRIP in North Cotabato	150,000	-	150,000	43.58
TOTAL	2,438,474	300,000	2,738,474	
TOTAL			2,738,474	

• Based on the overall project cost



D. COMPREHENSIVE AGRARIAN REFORM PROGRAM – IRRIGATION COMPONENT (CARP-IC)

Comprehensive Agrarian Reform Program – Irrigation Component (CARP-IC) is a government support service to empower the Agrarian Reform Beneficiaries (ARBs) through the development of communal irrigation projects/systems within the Agrarian Reform Communities (ARCs) identified by the Department of Agrarian Reform (DAR) and provision of capacity building programs.

Under CARP-IC, 74 projects are programmed in CY 2022. As of December 2022, 44 projects were completed while 30 projects are under construction. Of which, 24 are

ongoing and 6 were temporarily suspended due to farming activities, revision of plans, and unworkable site conditions caused by inclement weather conditions that hamper the project implementation.

As of December 2022, CY 2022 CARP-IC projects have reported a generated new area of 1,005 hectares and 248 hectares of restored area, and repair and rehabilitation of 4.98 kilometers of lined canal and 7 units of canal structures. Furthermore, there are 23 carry-over projects: 2 in CY 2020 and 21 in CY 2021. As of December 2022, all 23 carry-over projects were already completed.

E. IRRIGATION SYSTEMS RESTORATION AND DEVELOPMENT PROGRAM

A total of P15.721 billion or 49.94 percent of the total approved budget was allotted for the irrigation systems restoration and development program implemented nationwide. These programs are equivalent to generation of a total of 10,287 hectares of new area, 11,729 hectares of restored area, repair of 176.6 kilometers of earth canal and 282.32 kilometers of lined canal, 777 units of canal structure, 19.96 kilometers of concrete road, 94.08 kilometers of gravel road, and 36.32 kilometers of HDPE pipe.

As of December 2022, Irrigation Systems Restoration and Development Program has generated 5,509 hectares of new area, restored 7,419 hectares, repaired 189.8 kilometers of earth canal, 352.86 kilometers of lined canal, 715 canal structures, 25.34 kilometers of concrete road, 74.37 kilometers of gravel road, and 33.93 kilometers of HDPE pipe.

IRRIGATION SYSTEMS RESTORATION AND DEVELOPMENT PROGRAM ACCOMPLISHMENT AS OF DECEMBER 2022		
CLASSIFICATION / PROJECTS / REGIONS		
Project	CY 2022 ALLOCATION (P'000)	Accomp. (%)
PROGRAM 1: Irrigation Systems Restoration Program	-	-
Sub-Program 1: National Irrigation Systems	-	-
Restoration of National Irrigation Systems Nationwide	4,255,574	81.75
Agos RIS Improvement Project in Quezon, Region IV-A	50,000	54.29
Mindanao Irrigation Development Project	100,000	-
Climate Change Adaptation Works (National Systems) Nationwide	1,829,984	48.81
Repair of National Irrigation Systems Nationwide	3,601,036	88.74
Improvement of Service Roads in National Irrigation Systems Nationwide	249,500	94.17
Sub-Program 2: Communal Irrigation Systems	-	-
Repair of Communal Irrigation Systems Nationwide	476,525	89.43
Sub-Program 3: Other Irrigation Systems	-	-
Repair of Pump Irrigation Systems Nationwide	112,780	99.29
Sub-Program 2: Establishment of Pump Irrigation	-	-
Solar Powered Driven Pump Irrigation Projects Nationwide	1,294,154	85.36
Electric/Fuel Power-Driven Pump Irrigation Projects Nationwide	80,399	92.88
Sub-Program 4: Special Irrigation	-	-
Small Irrigation Projects (SIPs) Nationwide	3,661,498	72.06
Didungol Small Irrigation Project	10,000	29.24
TOTAL	15,721,450	77.53

G. CONTINUING APPROPRIATIONS

Other than the projects implemented under the CY 2022 Program, carry-over projects were pursued. Unobligated balances made available during the year under review were used in the implementation of these carry-over projects. These projects generated 11,820 hectares of new area, restored 1,227 hectares, and repaired 29.22 kilometers of earth canal, 87.73 kilometers of canal lining, 7.35 kilometers of HDPE pipe, 7.94 kilometers of concrete road, 40.35 kilometers of gravel road, and 7 units of canal structures.

F. ADDITIONAL ACTIVITIES AS PER SPECIAL PROVISION NO. 6 OF NIA BUDGET IN CY 2022 GAA

A total of P1.435 Million was modified and allocated as approved by the Department of Budget and Management (DBM) for the following programs and projects. As of December 2022, programs with allocations from Special Provisions No. 6 have aggregated an Overall Physical Accomplishment of 40.37 percent.

SPECIAL PROVISIONS NO. 6 OF CY 2022 GAA AS OF DECEMBER 2022			
Project		Allocation (P'000)	Accomp. (%)
SECTION 6 OF CY 2022			
1.	Balbalungao Small Reservoir Irrigation Project	-	-
2.	Bonot-Bonot SRIP	130,000	-
3.	Capacity Building Transition Activities	50,000	-
4.	Climate Change Adaptation Works (Communal Systems)	101,031	-
5.	Climate Change Adaptation Works (National Systems)	62,000	73.15
6.	Electric/Fuel Power-Driven Pump Irrigation Projects	180,000	100.00
7.	Hibulangan SRIP	10,000	93.34
8.	Improvement of Service Roads in National Irrigation Systems	50,000	12.84
9.	Marimay Small Reservoir Irrigation Project in Apayao	170,000	62.97
10.	Payment for ROW, Completion Works and Unpaid Claims Damages of Completed Projects	30,000	45.34
11.	Quipot Irrigation Project	23,677	-
12.	Repair of Communal Irrigation Systems	72,800	-
13.	Repair of National Irrigation Systems	246,405	42.27
14.	Restoration of Communal Irrigation Systems	50,000	1.01
15.	Restoration of National Irrigation Systems	59,067	-
16.	Solar Power-Driven Pump Irrigation Projects	60,000	42.33
17.	Sulvec SRIP	40,000	3.16
TOTAL		1,434,979	40.37

OPERATIONS AND MAINTENANCE OF IRRIGATION SYSTEMS

I. SYSTEMS MANAGEMENT

A. NATIONAL IRRIGATION SYSTEMS (NISs)

NIA operated and maintained 257 National Irrigation Systems (NISs) nationwide with an aggregate service area of 929,291 hectares and a firm-up service area (FUSA) of 826,939 hectares.

For this crop year, the irrigation-programmed service area is 1,494,965 hectares. The actual irrigated area was 754,007 hectares during the dry season 2021, 759,470 hectares during the wet season 2022, and 27,628 hectares for the third crop 2022 – equivalent to a total of 1,541,105 (103 percent of the irrigation-programmed service area). The cropping intensity achieved was 186.36 percent based on the FUSA.

B. COMMUNAL IRRIGATION SYSTEMS (CISs)

There are 10,144 Communal Irrigation Systems (CISs) at the beginning of the year with an aggregate service area of 716,848 hectares and a FUSA of 630,158 hectares. In Crop Year 2021-2022 total irrigated area in the CIS was 1,006,037 hectares, equivalent to a cropping intensity of 159.65 based on FUSA.

**INVENTORY OF IRRIGATION SYSTEMS
NATIONAL AND COMMUNAL IRRIGATION SYSTEMS**

YEAR COVERED	CATEGORY	AREA IN HECTARES							IRRIGATED AREA (ha.)				BENEFITED AREA (ha.)				NO. OF SYSTEMS	FARMER BENEFICIARIES
		SERVICE AREA (ha.)	CONVERTED AREA (ha.)	PERMANENTLY NON-RESTORABLE AREA (ha.)	NEWLY GENERATED AREA (ha.)	FIRMED-UP SERVICE AREA (ha.)	OPERATIONAL AREA (ha.)	NON-OPERATIONAL AREA (ha.)	WET	DRY	3RD CROP	RATOONING	WET	DRY	3RD CROP	RATOONING		
2022	NATIONAL IRRIGATION SYSTEMS	941,885.05	44,081.44	44,509.76	10,846.54	842,447.32	800,706.83	41,740.48	759,671.70	753,943.68	29,574.63	31,049.52	747,955.78	744,115.36	27,585.64	31,049.52	258	646434
	COMMUNAL IRRIGATION SYSTEM	722,926.04	19,242.54	61,981.85	10,105.64	631,596.01	514,774.21	116,821.80	496,294.61	477,173.40	19,836.31	1,013.00	495,587.08	472,439.12	20,091.31	1,013.00	10496	554710
	NATIONAL IRRIGATION PROJECT ONGOING	47,062.10	734.14	60.00	32,556.83	13,711.13	13,299.28	411.85	6,813.92	6,111.26	439.00	0.00	6,313.79	6,043.26	439.00	0.00	5	16466
	IRRIGATION PROJECT / COMMUNAL IRRIGATION PROJECT ONGOING	17,907.64	10.00	0.00	13,946.10	3,951.54	3,593.54	358.00	3,272.44	3,444.44	155.00	0.00	3,272.44	3,424.44	155.00	0.00	50	8765
	NEWLY COMPLETED PROJECTS NIS	1,612.00	0.00	0.00	812.00	800.00	800.00	0.00	450.00	450.00	0.00	0.00	450.00	450.00	0.00	0.00	2	418
	NEWLY COMPLETED PROJECTS CIS	3,189.77	0.00	0.00	2,015.77	1,174.00	1,174.00	0.00	84.50	166.00	0.00	0.00	84.50	166.00	0.00	0.00	77	2800
PHILIPPINES		1,794,582.60	64,068.12	106,551.61	70,282.87	1,493,680.01	1,334,347.87	159,332.13	1,268,587.18	1,241,388.78	50,004.94	32,062.52	1,253,663.59	1,226,638.19	48,270.94	32,062.52	10888	1229593

II. INSTITUTIONAL DEVELOPMENT

As of December 2022, there are already 10,899 Irrigators Associations (IAs) organized covering an area of 1,571,462 hectares with 1,241,652 farmer beneficiaries wherein 1,122,380 of these farmers applied for membership to their respective IAs either in the national or in the communal system. Out of the 10,899 organized IAs, 10,435 were registered to the government which is about 95.74 percent. There are 8,987 IAs entered into O&M contracts with the NIA wherein 3,031 are from NISs, 5,176 from CISs, and 780 from NIPs/SISs/SRISs. Presently 6,277 CISs had been turned over to organized farmers of the same number covering an area of 559,750 hectares with farmer-beneficiaries of 472,044.

The Enhanced Partnership Against Hunger and Poverty (EPAHP) is a collaborative government initiative designed to mitigate hunger, promote food security, and reduce poverty by 2030. It involves a partnership with various government agencies and private institutions in agricultural product sourcing from Agrarian Reform Beneficiaries (ARBs) and Irrigators Associations (IAs).

As of December 2022, EPAHP IAs inked 105 Memoranda of Understanding (MOUs) and 36 Memoranda of Agreement (MOAs), and entered 193 Marketing Agreements (MAs) with different EPAHP Partners. IAs were able to accumulate a gross sale amounting to P163,611,729.73. In addition, 169 batches of orientations had been conducted to NIA Staff and IAs, 57 IA Federations were oriented in the EPAHP Programs, 250 batches of convergence meetings with other partner-agencies, 138 batches of value-added training.



III. EQUIPMENT MANAGEMENT

NIA maintained in operating condition 3,319 units of equipment (A1+A2) of heavy, light/transport, other support, and special equipment in support to the O&M and/or rehabilitation of National Irrigation Systems (NISs) and construction of both national and communal irrigation projects (NIPs and CIPs). The total number of A3 equipment or non-operable equipment needing repair is 579 units and the total number of equipment recommended for disposal is 941 units. The overall total inventory of equipment as of December 2022 was 4,839 units.

Equipment Management Information System (EMIS) is a tool for the inventory of all NIA equipment nationwide. It is updated based on the latest actual inventory and EM-12B reports submitted by field offices quarterly


NIA has generated an income amounting to P485.42 Million from the equipment rental for CY 2022. For the said crop year, the Agency has repaired a total of 1,166 units and has an ongoing repair of 88 units of O&M Equipment with repair expenses amounting to P110.698 Million from the Equipment Repair Fund based on Memorandum Circular (MC) No. 50, Series of 2012.



**STATUS OF EQUIPMENT BY CATEGORY
AS OF DECEMBER 31, 2022**

trafficking condition and within its economic life. It undergoes minor repairs every now and then. Intermittently and less reliable and exceeded its economic life. It is either undergoing major repair or being programmed for repair/rehabilitation. It is unoperational but repairable. It is included in the Inventory & Inspection (I&I) Report for disposal because it is uneconomical to repair. It is included in the Inventory & Inspection (I&I) Report as ready for auction or awaiting payment and withdrawal by bonafide buyer.

[Signature]
Jason B. Pasumala
Senior Engineer A

Noted by: 
Engr. Marcial G. Gealone Jr.
Acting Manager, EMD

ANNUAL REPORT 2022

IV. IRRIGATION ENGINEERING CENTER

The Irrigation Engineering Center (IEC) activities in CY 2022 include implementation of the Farmland Geographic Information System (FGIS) in NISs, monitoring of Climate Change Adaptation Works (CCAW) and Coconet Slope Protection, Diversified Cropping, and crafting of procedural interventions, the conduct of technical training and the processing of reactivation of IEC Soils and Water Laboratory intended for research purposes, water quality monitoring, and soil and materials testing.

A. ESTABLISHMENT OF FARMLAND GEOGRAPHIC INFORMATION SYSTEM (EFGIS)

The eFGIS aims to upgrade the existing parcellary maps of NIA rectifying all discrepancies of NIA records using an enhanced version of Farmland GIS. The GIS database has a large amount of reliable data and information which can be utilized as an analytical tool for decision making such as ISF Record, Water Apportioning/ Water Delivery and Distribution (WDD), Asset Management, Devastation / Disaster Assessment, Hazard Map, Diversified Crops, Indigenous People, and Project Monitoring.

STATUS OF FGIS AS OF DECEMBER 2022							
Project Year		Coverage		CY 2022 Accomplishments as of December 2022			
		System (No.)	Service Area (hectares)	Physical		Financial	
				Target	Actual	Target	Actual
2021	Contract	42	134,767.74	100.00	100.00	100.00	100.00
	Force Account			100.00	99.45	100.00	98.28
	Overall			100.00	99.75	100.00	99.22
2022	Contract			100.00	100.00	100.00	100.00
	Force Account	69	136,567.35	89.96	65.03	89.96	53.67
	Overall			94.96	82.46	94.96	76.76
GRAND TOTAL		111	271,335.09				

The total area covered in CY 2021 and CY 2022 Farmland Geographic Information System is 271,335.09 hectares in 111 NISs. The scope of the CY 2021 FGIS includes the digitization of parcellary maps, farmland database development, and procurement of IT and surveying equipment. The physical and financial targets for the CY 2021 FGIS Contract and Force Account Works were attained covering a total area of 134,767.74 hectares in 42 NISs.

For CY 2022, IEC has programmed the establishment of FGIS in 69 NISs covering 136,567.35 hectares. Both the Contract and Force Account Works, which include data gathering and procurement of surveying equipment, are ongoing with an overall physical and financial accomplishment of 82.46 percent and 76.76 percent, respectively.

The Operations Department, through IEC, has acquired four units of surveying equipment:



1. LEICA ScanStation P-Series 3D Laser Scanner

- Captures 3D geometry of civil infrastructure,
- Creates an as-built representation of a large industry complex, and
- Generates 3D data for integration into Building Information Modelling (BIM)



2. FALCON 8 - Unmanned Aerial Vehicle (UAV)

- Provides triple redundant flight control, with three redundant IMUs for quick and reliable data fusion that verify and control the UAV position, altitude, and orientation to help ensure responsiveness and stability during flights.
- Additional redundancies include communications, batteries, rotors, and motors



3. V90 GNSS RTK

- Combines network, Wi-Fi, and built-in radio modules
- High-performance measurement solutions are provided by tilt survey and quasi-dynamic collection techniques

4. iBoat BS3 – Unmanned Surface Vehicle (USV)

- Equipped with a high-performance single beam echo sounder, high-precision GNSS positioning, and on-board data control and acquisition software.
- The excellent-sounding module offers a measurement range from 0.15 m to 300 m, able to adapt to different working environments.
- Its side scan sonar system provides a clearer view to help map, detect and image objects in the water bottom.

B. CLIMATE CHANGE ADAPTATION WORKS (CCAW)

The Operations Department, through IEC, has been monitoring activities under Climate Change Adaptation Works (CCAW) for almost 10 years. This includes the review of Program of Works, budget preparation, and facilitation of release of Advice of Sub-Allotment (ASA) to RIOs.

For CY 2022, the CCAW has an approved budget of P1.822 Billion from the approved budget for CY 2022 and P242 Million from Special Provision No. 6 for CY 2022 for implemented in 108 NISs. As of December 2022, the physical and financial accomplishment of CCAW is 54.01 percent and 32.82 percent, respectively.

Furthermore, MC No. 72, s. 2021 with the subject Eligible Activities under Climate Change Adaptation works was circularized to clarify the activities under CCAW.

1. Slope/Diversion Protection Works (Dam),
2. Procurement, Supply, Installation, and Automation of Control/Steel Gates and Sluice Gates,
3. Watershed Management,
4. Establishment of SMS Telemetered Rainfall/River GAuges and Water Level Sensors,
5. Establishment of Rain Collector/Harvester,
6. Establishment of Solar/Renewable Energy Powered Irrigation Pumps,
7. Establishment of Solar Powered Fertigation Systems, and
8. Establishment/Rehabilitation of Dam Information System, Flood Forecasting, and Warning Systems

However, MC No. 42, s. 2022 emphasizes the improvement on the implementation of CCAW in line with the realization of the National Irrigation Master Plan (NIMP). With this, CCAW will focus more on the following four priority activities:

1. Establishment of Dam Automation System,
2. Procurement, Supply, Installation, and Automation of Control/Steel Gates (Intake/Sluice),
3. Establishment of SMS Telemetered Rainfall/River GAuges and Sensors/Monitoring Equipment/ Subscription, and
4. Establishment/Rehabilitation of Dam Information Systems, Flood Forecasting and Warning Systems

C. DIVERSIFIED CROPPING

Crop Diversification Strategy was adopted through issuance of MC No. 63, s. 2019. It aims to promote and improve agricultural development while adapting to Climate Change. It includes planting of vegetables, some fruit bearing trees, Cash Crop, and intercroops after rice/main crop.

The total Firmed-up Service Area (FUSA) allocated for NISs and CISs are 801,898.55 hectares and 608,518.28 hectares, respectively. As of December 2022, the total area planted with Diversified Crops for NISs is 16,654.00 hectares, while 28,660.32 hectares with 45,020 farmer beneficiaries during dry season. However, for CISs, the total area planted during wet season is 24,708.78 ha with 18,298 farmer beneficiaries while 31,108.42 hectares with 44,261 farmer-beneficiaries during dry season. The crops planted in all NISs and CISs area are corn, mung bean, watermelon, eggplant, sweet potato, okra, string beans, squash, and ampalaya.

Moreover, with the intension to include in report the target/programmed area in hectare for every NIS/CIS to be planted or being planted with Diversified Crops, submission of monthly diversified cropping report was implemented through the issuance of MC No. 63, s. 2019.



D. REACTIVATION OF THE CHEMICAL LABORATORY

STATUS OF COMPLIANCE FOR THE REACTIVATION OF NIA'S CHEMICAL LABORATORY		
Regulatory Body	Requirement	Status
Professional Regulation Commission (PRC) – Board of Chemistry	Certificate of Authority to Operate a Chemical Laboratory (CATO)	Allowed to operate provided that a Certification from PRC that NIA has a pending application for CATO is obtained Safety Manual and Standard Operating Procedure Drafted the Implementing Rules and Regulations on Magna Carta Benefits pending review of the NIA Agency Screening Committee
Philippine Nuclear Research Institute (PNRI)	Radiation Material License	Radiation Material License renewed Radiation Safety Program/Manual
Philippine Drug Enforcement Agency (PDEA)	P-6 License	P-6 License Obtained Semi-annual reporting of handling of chemicals with timely submission to PDEA
Philippine National Police (PNP)	Permit to Move and Purchase Controlled Chemicals	Purchaser's License was issued on 28 July 2022 with validity until 27 July 2023
Environmental Management Bureau-Department of Environment and Natural Resources (EMB-DENR)	Environmental Compliance Certificate (ECC) Hazardous Waste Generator ID Pollution Control Officer (PCO) Accreditation	IEC Chemical Laboratory-concerned documentary requirements EMB-DENR PCO Training attended by staff EMB-DENR had interposed no objection to NIA's request to operate while the ECC application is ongoing Awaiting rehabilitation and upgrading of NIA Sewerage Treatment Plant c/o GSD
Laguna Lake Development Authority (LLDA)	Discharge Clearance and Permit/PCO Accreditation	Pre-requisite are compliance to EMB-DENR requirements

E. ESTABLISHMENT OF GROUNDWATER PUMP IRRIGATION PROJECTS - SOLAR-POWER PUMP DRIVEN

REGION	No. of Systems	Allocation (P'000)	TARGETS		ACCOMPLISHMENT						STATUS (%)	
			New Area (Ha)	Restore Area (Ha)	New Area (Ha)	Restore Area (Ha)	Farmer Beneficiaries (No)	No. of Projects			PHY	FIN
PHILIPPINES	111	1,294,154	1,970	760	1,132	435	160	-	54	57	85.36	54.09
LUZON	87	847,154	1,217	471	800	311	74	-	35	52	90.15	65.39
CAR	23	150,000	258	144	241	144	50	-	2	21	97.43	97.37
I	5	65,000	76	-	10			-	4	1	77.77	38.93
II	27	269,514	195	243	92	167	24	-	17	10	86.81	48.30
MRIIS	3	22,640	-	-				-	-	3	100.00	84.36
III												
UPRIIS	13	200,000	433		343			-	2	11	99.50	80.94
IVA	9	80,000	205	-	94			-	3	6	88.09	85.81
IVB	6	45,000	50	14	20			-	6	-	78.07	1.61
V	1	15,000	-	70				-	1	-	38.77	13.69
VISAYAS	8	102,500	315	-	292	-	86	-	7	1	92.23	8.63
VII	7	100,000	304	-	281			-	7	-	92.04	6.62
VIII	1	2,500	11	-	11		86	-	-	1	100.00	88.83
MINDANAO	16	344,500	438	289	40	124	-	-	12	4	71.55	39.82
IX	4	118,000	330	-				-	4	-	54.99	16.42
X	5	77,500	60	128		34		-	5	-	61.22	12.57
XI												
XII	4	72,000	-	161		90		-	2	2	86.47	55.98
CARAGA	3	77,000	48	-	40			-	1	2	93.36	88.01



Kapatiran Solar Pump at AMRIS North Main Canal

Location: **Sampaloc, San Rafael, Bulacan**

17 frames
115 solar panels
60 kWp capacity

Project Allocation : 28,000,000.00
Original Contract Amount : 26,616,111.86

Farmer Beneficiaries: 114
Supplies and irrigates 150 has of farmland

Date Started: June 1, 2020
Date Completed: July 15, 2021

Concrete Canal: 1,807 meters
Earth Canal: 2,100 meters
Solar Power: 60KWp with steel fence

Annual Average Electrical Consumption (for wet and dry season without solar powered pump) – 900k to 1M
Annual Average Electrical Consumption (for wet and dry season with solar powered pump) – 400k to 450k

ADMINISTRATIVE DEPARTMENT

The Administrative Department's main task is to formulate or update plans, programs, guidelines, and procedures that pertain to personnel management and development programs, records management, property, and procurement management, maintenance of buildings and facilities, administration of employees' health programs by providing medical and dental services, general security and safety of the Agency.

The department has five organizational units that undertake the various services.



HUMAN RESOURCES DIVISION

A. PERSONNEL INVENTORY

As of December 31, 2022, 88.5 percent of the authorized plantilla has already been filled up and the Administrative Department simultaneously with the Administrative and Finance Division across regions is continuously deliberating for the filling up of the remaining vacant positions.

CENTRAL OFFICE AND REGIONAL OFFICES									
RESPONSIBILITY CENTER	REGULAR / MONTHLY			CASUAL / DAILY				JO/COS	TOTAL
	Authorized	Filled up	Total Vacant Positions	COB Charged	Indirect Cost	Direct Cost	Total Casual		
Central Office	407	274	133	450	0	0	450	42	766
CAR	135	130	5	111	31	106	248	94	472
Region I	232	209	23	169	0	75	244	315	768
Region II	274	268	6	233	0	0	233	393	894
Mar.IIS	430	361	69	197	0	1	198	147	706
Region III	235	202	33	178	1	34	213	141	556
UPRIIS	473	428	45	262	0	138	400	388	1,216
Region IV-A	139	136	3	106	192	0	298	66	500
Region IV-B	140	127	13	95	0	55	150	152	429
Region V	123	106	17	139	47	12	198	281	585
Region VI	207	183	24	155	189	140	484	214	881
Region VII	51	45	6	103	54	221	378	225	648
Region VIII	178	163	15	121	132	96	349	123	635
Region IX	96	88	8	107	139	21	267	122	477
Region X	128	128	0	124	0	116	240	245	613
Region XI	173	161	12	165	0	73	238	116	515
Region XII	309	284	25	147	90	116	353	1,164	1,801
Region XIII	140	132	8	164	10	250	424	110	666
GRAND TOTAL	3,870	3,425	445	3,026	885	1,454	5,365	4,338	13,128

PROJECT MANAGEMENT OFFICES										
RESPONSIBILITY CENTER	REGULAR / MONTHLY			CASUAL / DAILY					JO/COS	TOTAL
	Authorized	Filled up	Total Vacant Positions	Subsidy Charged	Indirect Cost	Direct Cost	Project Charged	Total Casual		
BBMP	65	58	7	34		193		227	233	518
CARP IC	195	169	26				30	30	3	202
CRPIP	43	40	3			18		18	9	67
INISAIP	1	0	1	7			10	17	13	30
JRMP II	79	64	15	116			195	311	173	548
LARISIP	40	36	4	41			35	76	33	145
NISRIP	PROJECT ENDED December 31, 2021									
MMIP-II	41	20	21	23		40		63	30	113
PRBIDP	0	0	0				14	14	27	41
TOTAL (Project)	464	387	77	221	0	251	284	756	521	1,664
TOTAL (NIA Offices)	3,870	3,425	445	3,026	885	1,454	-	5,365	4,338	13,128
GRAND TOTAL (NIA Offices and Project)	4,334	3,812	522	3,247	885	1,705	284	6,121	4,859	14,492

IMPLEMENTATION OF COMPENSATION AND POSITION CLASSIFICATION SYSTEM (CPCS)

The Governance Commission for Government-Owned and Controlled Corporations (GCG) issued an authorization to the National Irrigation Administration (NIA) to implement our own respective Compensation and Position Classification System (CPCS) in accordance to Section 8 of the Executive Order (E.O) No. 150, s. 2021 and Section 4 of the CPCS Implementing Guidelines No. 2021-01.

Consequently to this development, NIA adopted the Category 1 Salary Structure, with due consideration to NIA's affordability and sustainability to continually implement the CPCS rates for its officers and employees.

Under the CPCS Implementing Guidelines No. 2021-01, NIA shall retroactively apply the appropriate salary structures, allowances, benefits, and incentives under the CPCS effective October 5, 2021.

Job Grade	AUTHORIZED SALARY Step 1 - Step 8	Job Grade	AUTHORIZED SALARY Step 1 - Step 8
2	13,000 - 13,780	12	80,003 - 100,888
3	13,819 - 14,578	13	102,690 - 129,964
4	14,678 - 15,486	14	131,124 - 146,859
5	15,586 - 19,644	15	148,171 - 165,951
6	19,744 - 21,029	16	167,432 - 187,525
7	21,129 - 24,567	17	189,199 - 211,902
8	27,000 - 31,230	18	278,434 - 318,806
9	31,320 - 36,341	19	331,954 - 381,748
10	36,619 - 46,355	20	419,144 - 444,292
11	46,725 - 79,349		

B.1. CAPABILITY DEVELOPMENT PROGRAMS AND OTHER ACTIVITIES

The agency was able to conduct multi-disciplinary capability development programs to provide awareness and continuously capacitate employees to better perform their functions in their respective offices. Among others, 28 activities were conducted and participated in by officials and employees in the Central Office and Field Offices.



Baseline Assessment on Internal Control System (BAICS)



Training/Workshop for the Digitized Mapping of the Potential Irrigable Areas for Development



Training/Workshop on Hydrologic Modelling System (HEC-HMS) and Hydrologic Analysis of NIA Irrigation Projects.

TITLE	NO. OF BATCHES	DATE	VENUE/ METHOD
Rapid Earthquake Damage Assessment System Training	1	Mar. 1-4 2022 Mar. 15-18 2022 Mar. 22-25, 2022	Online
Orientation-Workshop for the Guidelines on Pre-Feasibility Study Preparation	3	Mar. 24, 2022 Mar. 25, 2022 Mar. 29, 2022	Online
Orientation on NIA Meeting Calendar	1	Apr. 7, 2022	Online
Knowledge on Entrepreneurial Practices and Innovations	1	Apr. 25-29, 2023	Region XI and CARAGA
Training-Workshop on Magna Carta of Women and other Laws on Gender-based Violence	14	Apr. 27 to May 23, 2023	Online
Virtual Orientation/Workshop on the Consultant's Performance Evaluation System Guidelines for Irrigation Project	3	May 17, 2022 May 18, 2022 May 19, 2022	Online
Training on 45001:2018 Occupational Health and Safety Management Systems and ISO 19011:2018 Auditing Management Systems	1	May 24-25, 2022	Convention Hall, Central Office
Training on Basic Fire Detection Alarm System and Basic Fire Extinguisher	1	May 30, 2022	Matikas Multipurpose Hall, Central Office
Seminar on Fire Safety for Protection of Life and Property	1	Jun. 10, 2022	Matikas Multipurpose Hall, Central Office
Refresher Course on Systems Operations for O&M Engineers	3	Jun. 26-July 2, 2022 July 10-15, 2022 Aug. 14-19, 2022	Pantabangan Lake Resorts and Hotel; Region IV-A Training Center; Region VI
Monitoring and Evaluation of the Rehabilitation and Protection of Water Resources Supporting Irrigation System Mindanao Cluster CY 2022	1	Aug. 8-12, 2022 Nov. 14-18, 2022	Butuan City, CARAGA
Training-Workshop for the Baseline Assessment of Internal Control System and IAS Strategic Planning	1	Aug. 15-17, 2022	Classroom B, Central Office
Monitoring and Evaluation of the Rehabilitation and Protection of Water Resources Supporting Irrigation System Northern Luzon Cluster CY 2022	1	Aug. 22-26, 2022 Oct. 10-14, 2022	Region II
Monitoring and Evaluation of the Rehabilitation and Protection of Water Resources Supporting Irrigation System Southern Luzon Cluster CY 2022	1	Sept. 5-9, 2022 Dec. 5-9, 2022	Regional V
12-Day Inhouse Training for Design of Diversion Works and Major Irrigation Structures with Two-Day Site Investigation at NIA Region XIII	1	Sept. 12-23, 2022	Convention Hall, Central Office
Institutional Capacity Building on Environmental, Social Safeguards and Watershed Management for Southern Luzon Cluster	1	Sept. 26 to Oct 1, 2022 Oct. 24-28, 2022 Nov. 14-21, 2022 Dec. 12-16, 2022	Region IV-A Training Center

TITLE	NO. OF BATCHES	DATE	VENUE/ METHOD
Refresher Course in Enhanced FGIS Capacity Building for Technical/Focal Persons	1	Sept. 26-30, 2022	Region VI
Training-Workshop on Preparation of Program of Work for Engineering Monitored Line Project	3	Oct 11-14, 2022 Oct 18-21, 2022 Oct 25-28, 2022	Convention Hall, Central Office
Workshop/Training on HEC-HMS and HEC-RAS for the Hydrological and Hydraulic Analysis of NIA Irrigation Projects	1	Oct. 18-21, 26-27, 2022 Nov. 8, 9, 11, 16, 18, 2022	Matikas Multipurpose Hall, Central Office
Institutional Capacity Building on Environmental, Social Safeguards and Watershed Management for Mindanao Cluster	1	Oct. 24-28, 2022 Nov. 7-11, 2022 Nov. 21-28, 2022 Dec. 5-9, 2022	Region X
Virtual Training on the Implementation of National Asset Registry System	1	Oct. 25, 2022	Online
Basic Training Course on Blasting for National Irrigation Administration Geologists and Design Engineers	1	Oct. 27-28, 2022	Classroom B, Central Office and Online
Training the Trainers on Designing and Managing Training Program	1	Nov. 7-10, 2022	Region VI
Orientation for the Managers on the Formulation of Internal Audit Services Strategic Plan	4	Nov. 8-11, 2022	Convention Hall, Central Office and Online
Institutional Capacity Building on Environmental and Social Safeguards and Watershed Management for Visayas Cluster	1	Nov. 14-18 2022 Nov. 28- Dec 2 2022 Jan. 9-16, 2023 Jan. 23-27, 2023	Region VII
In-country Training Workshop on Dam Design and Dam Safety	1	Nov. 20, 2022 to Dec. 3, 2022	Region III Farmer's Training Center
Planning Workshop on the Formulation of Technical Specifications for NIA Materials Testing and Quality Control	1	Nov. 28 to Dec. 2, 2022	Region VI

Apart from the mentioned capability development programs, the Agency also committed the conduct of training interventions that will address gaps on the following competencies:

COMPETENCY	CONDUCT PERIOD
People Management	1st to 2nd Quarter
Interpersonal Communication	2nd to 3rd Quarter
Computer Literacy	
Project Planning Development	3rd to 4th Quarter

B.2 FOREIGN AND LOCAL TRAINING ACTIVITIES

Different local and international organizations reached out to the agency inviting employees to apply for their offered scholarship programs. Several applications were received and evaluated wherein five nominations were endorsed to sponsoring organizations. Four employees successfully passed the screening process.

Title	No. of Applicants	No. of Delegates	Sponsor	Venue/ Method	Date
Middle Managers Class Batch 29	1	0	Development Academy of the Philippines	Online	Starting May 2, 2022
Educational Grants for Extension Workers/ Thesis and Dissertation Assistance for Agricultural Extension Workers	1	1	Agricultural Training Institute	Central Luzon State University	AY 2022 to 2023
SDG Global Leader	1	1	Japan International Cooperation Agency Knowledge Co-Creation Program	Japan	AY 2023
Stipendium Hungaricum Scholarship Program	2	2	Ministry of Foreign Affairs and Trade	Hungary	AY 2023 to 2024

NIA was invited to attend and participate in different foreign training programs. In total, the Agency was able to send in 24 delegates to seven different foreign training programs which topics are relevant to the Agency's mandate and programs. The said activities were believed to contribute in boosting the Agency's core and support functions for the achievement of its annual target accomplishments.

Title	No. of Applicants	No. of Delegates	Sponsor/Inviting Organizer	Venue/ Method	Date
Online International Training Course on Practical Sustainable Technology as a Tool to Tackle the Climate Change	2	2	Thailand International Development Cooperation Agency	Online	17 to 27 May 2022
Climate Change Adaptation: Pathways for Sustainable Development	7	1	Thailand International Development Cooperation Agency	Online	2 to 13 May 2022
Online International Seminar on Water-Saving Irrigation in Arid and Semi-Arid for Developing Countries	2	2	Chinese Academy of Agricultural Mechanization Sciences Group Co., Ltd.	Online	9 to 29 June 2022
Participatory Irrigation Management System for Paddies	5	1	Japan International Cooperation Agency- Knowledge Co-Creation Program	Japan	5 August to 23 September 2022
Bench Marking Study on Dam Design and Dam Safety	12	12	Australian Government	Australia	30 October to 11 November 2022
Online Development Programs for "Food Chain" on Private-Public Academic Collaboration	1	0	Japan International Cooperation Agency	Online	30 October to 18 November 2022
Conference on Public Sector Productivity	1	1	DAP Asian Productivity Organization	Online	18 November 2022
30 th Annual Canadian Council for Public-Private Partnership Conference in Sheraton Centre Toronto Hotel, Toronto Canada	5	5	Canadian Council for Public-Private Partnership	Toronto, Canada	21 to 23 November 2022



Republic of the Philippines
National Irrigation Administration
Central Office

CERTIFICATE OF COMPLIANCE

Year: 2022

Pursuant to Republic Act No. 11032: An Act Promoting Ease of Doing Business and Efficient Delivery of Government Services, amending for the purpose Republic Act No. 9485, otherwise known as the Anti-Red Tape Act of 2007, and for Other Purposes

I, **GEN RICARDO R VISAYA (Ret)**, Filipino, of legal age, **Administrator of the National Irrigation Administration (NIA)**, the person responsible and accountable in ensuring compliance with Section 6 of the R.A. 11032 or the Ease of Doing Business and Efficient Government Service Delivery Act of 2018, hereby declare and certify the following facts:

- 1) The **National Irrigation Administration** including its **Regional/Project and Irrigation Management Offices** has established its most current and updated Citizen's Charter pursuant to Section 6 of R.A. 11032, its Implementing Rules and Regulations, and the relevant ARTA issuances.

Citizen's Charter Handbook Edition: 2022, 1st Edition

- 2) The following required forms of posting of the Citizen's Charter are present:

- ☒ Citizen's Charter Information billboard
(in the form of interactive information kiosks, electronic billboards, posters, tarpaulins standees, others)
- ☒ Citizen's Charter Handbook
(Aligned with Reference B of ARTA Memorandum Circular No. 2019-002)
- ☒ Official website/Online Posting

- 3) The Citizen's Charter Information Billboard enumerates the following information:

- a. External services;
- b. Checklist of requirements for each type of application or request;
- c. Name of the person responsible for each step;
- d. Maximum processing time;
- e. Fees to be paid, if necessary; and
- f. Procedure for filing complaints and feedback.

- 4) The Citizen's Charter Handbook enumerates the following information:

- a. Mandate, vision, mission, and service pledge of the agency;
- b. Government services offered (External and Internal Services);
- i. Comprehensive and uniform checklist of requirements for each type of application or request;
- ii. Classification of service;
- iii. Type of transaction;
- iv. Who may avail;
- v. Client steps and agency actions to obtain a particular service;
- vi. Person responsible for each step;
- vii. Processing time per step and total;
- viii. Fees to be paid per step and total, if necessary.
- c. Procedure for filing complaints and feedback;

National Government Center, EDSA, Diliman, Quezon City, Philippines
Trunk line Nos.: (02) 8 929 8071 to 75 • Telefax No.: (02) 8 929 8343
Website: www.nia.gov.ph • Facebook: www.facebook.com/nia.gov.ph
TIN: 000916415



Republic of the Philippines
National Irrigation Administration
Central Office

- d. Contact Information of ARTA, Presidential Complaints Center (PCC), and CSC
Contact Center ng Bayan in the complaints mechanism; and
 - e. List of Offices
- 5) The Citizen's Charter Information Billboard is posted at the main entrance of the office or at the most conspicuous place of all the said service offices.
 - 6) The printed Citizen's Charter Handbook is placed at the windows/counters of each frontline offices to complement the information on the services indicated in the Information Billboard.
 - 7) The Citizen's Charter Handbook version is uploaded on the website or any online platform available of the agency/LGU through a tab or link specifically for the Citizen's Charter, located at the most visible space or area of the official website or the online platform available.
 - 8) The Citizen's Charter is written either in English, Filipino, and/or in the local dialect and published as an information material.
 - 9) There is an established Client Satisfaction Measurement per service.

This certification is being issued to attest to the compliance of the agency with the foregoing statements that can be validated by the Authority.

GEN RICARDO R VISAYA (Ret)
Administrator
National Irrigation Administration

National Government Center, EDSA, Diliman, Quezon City, Philippines
Trunk line Nos.: (02) 8 929 8071 to 75 • Telefax No.: (02) 8 929 8343
Website: www.nia.gov.ph • Facebook: www.facebook.com/nia.gov.ph
TIN: 000916415



PROCUREMENT AND PROPERTY DIVISION

A. BIDS AND AWARDS COMMITTEE – A (BAC-A)

- A total of eight Awarded Contracts for CY 2022.
 - 6 - Awarded Contracts for Goods and Services
 - 2 - Awarded Contracts for Infrastructure Projects
- A total of 87 meetings conducted/ participated/ attended.
- Generated a total savings of Fifty-Four Million Four Hundred Fifty-Seven Thousand Four Hundred Twenty-Nine and 51/100 Pesos (P 54,457,429.51)

PROCUREMENT PROGRAM / PROJECT	PMO / END-USER	APPROVED BUDGET FOR THE CONTRACT (PHP)	CONTRACT COST (PHP)	SAVINGS (PHP)	AWARDED TO
Supply and Delivery of Brand New Three Hundred Forty-Five (345) units Motorcycle CONTRACT NO. NIACO-S-9R	NIA CO - EMD	34,500,000.00	34,327,500.00	172,500.00	K SERVICO TRADE, INC.
Supply and Delivery of Brand New Five (5) units Hydraulic Excavator, Wheeled Type, 4x4 DED, 0.40 cu.m. (minimum) CONTRACT NO. NIACO-S-10	NIA CO - EMD	32,500,000.00	32,000,000.00	500,000.00	INFRAMACHINERIES CORPORATION
Construction of Remaining and Additional Works of Marimay Earthfill Dam and its Appurtenant Structures in Cordillera Administrative Region (CAR) under Small Reservoir Irrigation Project (SRIP) CONTRACT NO. CAR-MSRIPD-C-18RW	NIA CAR	241,411,144.52	238,685,268.11	2,725,876.41	ASC CONSTRUCTION AND CONCRETE PRODUCTS/ ISNAG BUILDERS and DEVELOPMENT CORPORATION (JV)
Supply and Delivery of Two Units Brand New Passenger/ Commuter Van CONTRACT NO. NIACO-S-9R2	NIA CO - EMD	4,000,000.00	3,640,000.00	360,000.00	TOYOTA BALINTAWAK, INC.
Procurement of Service Provider for the Phase IV of Enhanced Farmland Geographic Information System (eFGIS Digitization of Parcellary Maps and Farmland Database Development) CONTRACT NO. NIACOIEC-S-3	NIA CO - IEC	47,799,000.00	47,788,888.00	10,112.00	RASA SURVEYING and REALTY/ PASCO PHILIPPINES CORP. (JV)
Construction of Additional and Remaining Works of Bonot-Bonot Earthfill Dam and its Appurtenant Structures in Region 7 under Small Reservoir Irrigation Project CONTRACT NO. R7-BSRIPD-C-27RW	NIA R7	227,607,253.06	225,265,806.96	2,341,446.10	SCP CONSTRUCTION
Supply and Delivery of Seventeen (17) Units Brand New Mini Dredging Equipment CONTRACT NO. NIACO-S-12	NIA CO - EMD	140,000,000.00	126,000,005.00	13,999,995.00	BBLM UNISTAR, INC.
Supply and Delivery of One (1) Unit Brand New Long Reach Excavator with Pontoon CONTRACT NO. NIACO-S-13	NIA CO - EMD	12,000,000.00	11,980,000.00	20,000.00	INFRAMACHINERIES CORPORATION

B. BIDS AND AWARDS COMMITTEE – B (BAC-B)

A total of 10 awarded Contracts for Goods for CY 2022.

A total of 94 meetings conducted/participated/attended.

Generated a total savings of P 1,021,446.36 for Public Bidding (BAC-B)

PROCUREMENT PROGRAM / PROJECT	PMO / END-USER	APPROVED BUDGET FOR THE CONTRACT (PHP)	CONTRACT COST (PHP)	SAVINGS (PHP)	AWARDED TO
SUPPLY, DELIVERY, INSTALLATION, CONFIGURATION, AND TESTING OF NETWORK EXPANSION EQUIPMENT	NIA CO – MID	4,704,120.00	4,694,220.00	9,900.00	EGM SYSTEMS GLOBAL TECHNOLOGIES, INC.
PRINTING AND DELIVERY OF NIA WALL AND TABLE CALENDAR FOR CY 2023	NIA CO - PAIS	3,517,900.00	3,411,900.00	106,000.00	COVER AND PAGES CORPORATION
PROCUREMENT OF SERVICE PROVIDER FOR THE DESIGN, DEVELOPMENT AND DEPLOYMENT OF NATIONWIDE FINANCIAL MANAGEMENT INFORMATION SYSTEM (FMIS)	NIA CO – FMD	19,838,585.67	19,838,000.00	585.67	APPCENTRIC SOLUTIONS, INC. (JV) SIMPLEVIA TECHNOLOGIES, INC.)
PROCUREMENT OF ANNUAL PHYSICAL EXAMINATION FOR CY 2022	NIA CO - MDS	1,528,100.00	1,296,900.00	231,200.00	CLEARBRIDGE MEDICAL PHILIPPINES, INC.
SUPPLY AND DELIVERY OF VARIOUS OFFICE SUPPLIES AND EQUIPMENT Lot 2 - Consumables and IT Peripherals	NIA CO	Lot 2 - 1,253,063.12	Lot 2 - 1,239,920.00	Lot 2 - 13,143.12	Lot 2 - APEX OFFICE SUPPLIES AND EQUIPMENT TRADING
Lot 3 - COVID-19 Related Items		Lot 3 - 342,908.86	Lot 3 - 337,854.00	Lot 3 - 5,054.86	Lot 3 - TWIN PEAKS TRADING
Lot 4 - Janitorial Supplies		Lot 4 - 284,228.21	Lot 4 - 266,365.50	Lot 4 - 17,862.71	Lot 4 - TWIN PEAKS TRADING
RENEWAL OF BITDEFENDER GRAVITYZONE BUSINESS AND ADDITIONAL LICENCES	NIA CO – MID	1,350,000.00	1,325,000.00	25,000.00	SIM COMPUTER SALES, INC.
PRINTING AND DELIVERY OF NIA EXECUTIVE PLANNER FOR CY 2023	NIA – PAIS	1,008,000.00	687,780.00	320,220.00	TANJER ENTERPRISES
PROCUREMENT OF CERTIFYING BODY FOR THE NATIONAL IRRIGATION ADMINISTRATION ISO 9001:2015 QUALITY MANAGEMENT SYSTEM FOR CERTIFICATION AND RECERTIFICATION	NIA CO - CORPLAN	3,069,000.00	2,773,120.00	295,880.00	CERTIFICATION INTERNATIONAL PHILIPPINES, INC
PROCUREMENT OF MEALS AND SNACKS AND CHRISTMAS BASKETS FOR NATIONAL IRRIGATION ADMINISTRATION – CENTRAL OFFICE (LOT 1 – MEALS AND SNACKS FOR CHRISTMAS CELEBRATION)	NIA CO	1,237,000.00	1,230,500.00	6,500.00	NIA CENTRAL OFFICE MULTIPURPOSE COOPERATIVE

AWARDED PROJECTS OF ALTERNATIVE METHOD OF PROCUREMENT CY 2022

PARTICULARS	ABC	CONTRACT PRICE	SAVINGS
SHOPPING	18,124,381.01	11,768,199.80	6,356,181.21
SMALL VALUE PROCUREMENT	62,166,070.03	45,142,657.16	17,023,412.87
NEGOTIATED PROCUREMENT	6,053,826.50	5,711,998.30	341,828.20
EXCLUSIVE	6,053,826.50	5,711,998.30	341,828.20
PROCUREMENT SERVICE	2,762,961.51	2,762,961.51	-
TOTAL	89,107,239.05	65,385,816.77	27,721,422.28

SUMMARY REVISED NEWLY ACQUIRED and DISPOSED ASSETS FOR CY 2022			
COMPLIANCE ON TRANSPARENCY SEAL REQUIREMENT			
OFFICE/ REGION	ACQUIRED ASSETS FOR CY 2022	DISPOSED ASSETS FOR CY 2022	REMARKS
CENTRAL OFFICE	57,878,795.00	None	Completed
CORDILLERA ADMINISTRATIVE REGION	14,429,131.82	98,090.00	Completed
REGION I	25,062,482.20	None	Completed
REGION II	88,750,075.52	457,391.00	Completed
MAGAT RIVER INTEGRATED IRRIGATION SYSTEMS (MARIIS)	74,894,330.56	3,392,004.06	Completed
REGION III	33,381,038.23	337,166.70	Completed
UPPER PAMPANGA RIVER INTEGRATED IRRIGATION SYSTEMS	24,770,243.63	1,367,690.17	Completed
REGION IV-A	47,172,601.70	15,750.00	Completed
REGION IV-B	19,202,496.59	5,780.00	Completed
REGION V	6,606,426.00	71,300.00	Completed
REGION VI	30,746,323.19	None	Completed
REGION VII	18,690,887.82	19,273,634.88	Completed
REGION VIII	12,568,715.85	473,966.10	Completed
REGION IX	10,663,199.28	None	Completed
REGION X	25,400,351.25	2,855,654.50	Completed
REGION XI	31,453,975.04	3,568,582.81	Completed
REGION XII	62,159,448.37	157,564.00	Completed
Caraga	21,385,482.37	2,889,860.00	Completed
LOWER AGNO RIVER IRRIGATION SYSTEM IMPROVEMENT PROJECT (LARISIP)	4,420,349.05	N/A	Completed
BALOG-BALOG MULTIPURPOSE PROJECT (BBMP)	36,494,575.29	N/A	Completed
JALAU RIVER MULTIPURPOSE PROJECT STAGE II (JRMP-II)	3,745,510.00	N/A	Completed
MALITUBOG-MARIDAGAO IRRIGATION PROJECT STAGE II (MMIP II)	23,555,789.01	N/A	Completed
CHICO RIVER PUMP IRRIGATION PROJECT (CRPIP)	8,274,816.36	N/A	Completed
CARP-IC (Central Office)	250,000.00	N/A	Completed
GRAND TOTAL	681,957,044.13	34,964,434.22	

GENERAL SERVICES DIVISION

MONITORED PROGRAMS, ACTIVITIES AND PROJECTS

PARTICULARS	THIS YEAR		
	TARGET	ACCOMPLISHMENT	%
Electrical-Mechanical Unit (Troubleshooting and Repair)			
Electro-Mechanical Equipment	866	1374	159%
Electrical Works	716	974	144%
Telecommunication System	458	461	101%
Building Facilities Unit			
Upkeep of NIA Complex			
Repair/Rehab of Building Complex	1150	1352	118%
Motorpool Unit			
Repair/Maintenance of Service Vehicles	326	557	171%

INTERNAL REVENUE GENERATION

PARTICULARS	MODES OF PAYMENT	JAN	FEB	MAR	APR	MAY	JUN	JUL	AUG	SEP	OCT	NOV	DEC	TOTAL	REMARKS
DORMITORY	CASH	-	-	28,950.00	39,450.00	45,150.00	47,250.00	38,550.00	43,650.00	58,650.00	82,320.00	93,570.00	80,730.00	558,270.00	
	BILLING	-	-	-	-	-	-	-	-	-	-	-	-	-	
PENTHOUSE	CASH	-	-	31,850.00	37,850.00	41,300.00	56,400.00	41,450.00	63,000.00	54,600.00	101,600.00	100,100.00	78,050.00	606,200.00	
	BILLING	-	-	-	-	-	-	-	-	-	-	-	-	-	
PENTHOUSE C. ROOM	CASH	-	-	-	-	-	-	-	-	-	-	-	-	-	
	BILLING	-	-	-	-	-	-	-	-	-	-	-	-	-	
CLASSROOM A	CASH	-	-	-	-	-	-	-	-	-	-	-	-	-	
	BILLING	-	-	-	-	-	-	-	-	-	-	-	-	-	
CLASSROOM B	CASH	-	-	-	-	-	-	-	-	-	5,200.00	-	-	5,200.00	
	BILLING	-	-	-	-	-	15,000.00	10,000.00	5,200.00	-	-	-	-	30,200.00	
EXECUTIVE LOUNGE	CASH	-	-	-	-	-	-	-	-	-	-	-	4,550.00	4,550.00	
	BILLING	-	-	-	-	-	-	-	-	-	-	-	-	-	
MATIKAS	BADMINTON COURT	-	-	-	-	-	-	-	-	600.00	300.00	-	-	900.00	
MULTIPURPOSE BUILDING	CASH	-	-	-	-	-	35,000.00	35,000.00	-	30,800.00	-	-	53,600.00	154,400.00	
	BILLING	-	-	-	-	-	-	-	-	-	-	-	-	-	
CONVENTION HALL	CASH	-	-	-	-	-	-	-	5,200.00	-	-	-	18,200.00	23,400.00	
	BILLING	-	-	-	-	-	-	-	-	-	-	-	24,700.00	24,700.00	
COVERED COURT	CASH	-	-	-	-	-	-	-	-	-	-	6,700.00	1,400.00	8,100.00	
TOTAL		-	-	60,800.00	77,300.00	86,450.00	153,650.00	125,000.00	117,050.00	144,650.00	189,420.00	200,370.00	259,830.00	1,415,920.00	

The General Services Division completed the following projects Force Account Works:

- NIA Central Office Ushering Wall 2022
- NIA Command Center
- Blessing of NIA Command Center
- Additional Parking Located at Former GSD Office
- Administrator's Wall
- ATM and Waiting Area
- NIA Christmas Tree 2022
- NIA Covered Court Stage Preparation for major events
- Matikas Photo Wall



On-going Projects Force Account Works:

- Construction of the New Office of the Administrator at Ground Floor Building
- BAC-A Classroom
- Fabrication at Gate 4 beside ICC Building
- Renovation of Toilet at NIA Covered Court
- Installation of Steel Louver at Covered Court

Completed Projects for Contract Works:

- Generator Set for Building A and B
- Improvement of the Technical Staffroom of the Senior Deputy Administrator's Office
- Improvement of Irrigation Engineering Center (IEC) with Additional Modular Office Workstation



On-going Projects for Contract Works:

- Waterproofing Works at 4th Floor Building B
- Rehabilitation of Sewage Treatment Plant

FORCE ACCOUNT WORKS	CONTRACT WORKS
1. Renovation of the following Offices: • Equipment Management Division • Human Resources Division • Civil Security Affairs • Legal Services • Public Affairs and Information Staff	1. Multi-purpose Building at Gate 3
2. Rehabilitation of Perimeter Fence	2. Proposed Storage Facilities, Security Dormitory, and Materials Recovery
3. Construction of Hero's Wall	
4. Relocation of NIA Farmer's Sculpture	
5. Elevated Storage of GSD at DCIEC Parking Area	
6. Renovation of Chapel	
7. Renovation of Penthouse	

MEDICAL AND DENTAL SERVICES

ISSUANCE OF MEMORANDUM CIRCULAR FOR C.Y 2022	
MC -2022-007	Updated Protocol for quarantine, Isolation, and testing for COVID-19 Response and Case Management for Omicron Variant.
MC-2022-009	Guidelines on Antigen, Antibody Test and RT-PCR Corona Virus-2
MC-2022-018	Revised Updated Protocol on Quarantine Isolation and Testing for COVID-19 Response and Case Management for the OMICRON Variant (related MC-2022-007)
MC-2022-032	Amended Protocol on Testing, Quarantine, and Isolation for COVID-19 Response (related MC-2022-018)
MC -2022- 040	Vaccination for Children 5-11 years old
MC-2022- 047	Clarification on the Counting of Validity Period of the Reversed Transcriptase-Polymerase Chain Reaction.
MC- 2022- 76	Reiteration on the effectivity of Memorandum Circular No. 123, Series 2021
MC-2022-104	National Irrigation Administration Pre-Travel Medical Clearances (PTMC).
MC-2022-123	Updated Protocol for the Control and Prevention of COVID-19 Infection and Transmission at NIA Office.
MC-2022-149	Moratorium on the Implementation of the NIA Pre-Travel Clearance (PTMC)

MEDICAL SERVICES PROVIDED	
Wound dressing	34 employees
Medical Certificate	86 medical certificates
Medical Prescription	224 medical prescriptions
Observed Patient	6 employees
Emergency Cases (Transported to the hospital)	22 employees/ tenants
Blood Pressure	572 blood pressure check
Various Medical Cases	1053 cases attended
Fasting Blood Sugar (May to Dec. 2022)	599 employees
Pre- Travel Certificate (Aug. to Oct 2022)	233 employees
Flu-Vaccine	722 employees
Employees Received Medicine	1045 employees
Total Medicine Dispensed	5214 pcs.
Sodium Ascorbate+ Zinc (Vits)	216,714 pcs
MEDICAL DAILY HEALTH MONITORING	
Employees with Daily Health Disclosure	Employees failed to accomplished DHDC
227,446	24,284

DENTAL SERVICES	
Consultation	Prescription
89 consultations	95 prescriptions



MEDICAL DAILY HEALTH MONITORING	
National Irrigation Administration	115,456
NIA - Region Employees	1,088
COA	20
M8 Janitorial Services	16,800
Tough Guard	1,937
COOP, NIAESP, NIA SLAI	860
Phil.Carabao	31
Visitor/ Clients	5,724

COVID-19			
RAPID ANTIBODY TEST			
Tested Employees		342 employees	
(-) IgG and IgM	(+) IgG and (-) IgG	(+) IgG and IgM	(+) IgG and (-) IgM
14	6	314	6

RAPID ANTIBODY TEST	
TESTED EMPLOYEES- 1210 EMPLOYEES	
Negative	Positive
1094	116



COVID-19 VACCINATION PROGRAM	
Total NIA CO Employees	817 employees
1st and 2nd Dose Vaccine	806 employees
1st Booster	778 employees
2nd Booster	315 employees
With OUT Vaccine	11 employees

COVID-19 CONFIRMED AND PROBABLE CASE CY 2020 TO CY 2022				
YEAR	Confirmed Case	Probable	Death	Recovered
CY 2020	31			31
CY 2021	165		2	163
CY 2022	148	28	2	175
Total	344	28	4	369

OTHER ACTIVITIES		
ACTIVITY	DATE	NO. OF EMPLOYEES
Drug Test Activity	June 17, 2022 and June 27, 2022	312 employees
Fasting Blood Sugar	Monthly	150 employees
Lecture and Testing on HIV/ AIDS	November 23, 2022	45 employees
Annua Physical Examination	November 14,15, and 16, 2022	229 employees
Annual Physical Examination Consultation	December 12,13, and 14, 2022	

CIVIL SECURITY AFFAIRS

1. A total of 16,127 tenants/visitors/clients transacted business to NIA for the period of January 1 to December 31, 2022.
2. A total of 14,147 NIA visitors transacted to NIA for the period of January to December 2022.
3. A total of 2,853 Client Feedback forms received and forwarded to PAIS from January 1 to December 31, 2022.
4. A total of 64 Non-Wearing Uniform received from January to December 2022.
5. A total of 49 No. of employees Non-wearing of Office IDs from January to December 2022
6. A total of 28,357 No. of Stay-In personnel monitored received from January to December 2022.
7. A total of 29 No Daily Health Disclosure January to April, 2022
8. Record Document Checklist submitted to Record Section January to December 2022.
9. Successfully maintained the enforcement of safety and security measures within NIA Compound.
10. Strict implementation on requiring employees to present "Locator Slips" for official and personal business before exit during office hours.
11. Assisted Property Division on the distribution of newly acquired firearms to different regional offices.
12. Regularly maintains peace and order within the NIA Compound.



FINANCIAL MANAGEMENT DEPARTMENT



REPUBLIC OF THE PHILIPPINES
COMMISSION ON AUDIT
COMMONWEALTH AVENUE, QUEZON CITY

INDEPENDENT AUDITOR'S REPORT

THE BOARD OF DIRECTORS
National Irrigation Administration
NIA Complex, EDSA, Diliman, Quezon City

Report on the Audit of the Financial Statements

Disclaimer Opinion

We were mandated to audit the financial statements of the National Irrigation Administration (NIA), which comprise the statements of financial position as at December 31, 2022 and 2021 and the statements of financial performance, statements of changes in net assets/equity, and statements of cash flows for the years then ended, statement of comparison of budget and actual amounts for the year ended December 31, 2022, and notes to financial statements, including a summary of significant accounting policies.

We do not express an opinion on the accompanying financial statements of the NIA. Because of the significance and pervasiveness of the matters described in the *Bases for Disclaimer of Opinion* section of our report, we have not been able to obtain sufficient appropriate audit evidence to provide a basis for an audit opinion on these financial statements.

Bases for Disclaimer of Opinion

The faithful representation in the financial statements and verifiability of the balances as at December 31, 2022 of four major assets accounts, i.e. Cash and cash equivalents, Receivables, Other current assets, and Property, plant and equipment (PPE) in the amounts of P19,220 billion, P1,870 billion, P2,804 billion and P300,892 billion, respectively; and five major liabilities accounts, i.e. Financial liabilities, Inter-agency payables, Trust liabilities, Provisions and Other payables accounts in the amounts of P3,234 billion, P76,286 billion, P3,074 billion, P1,108 billion and P2,359 billion, respectively, could not be established, in view of the deficiencies noted in the keeping of these accounts which are not in conformity with Paragraph 3.26 of the Conceptual Framework for General Purpose Financial Reporting by Public Sector Entities (Conceptual Framework) and Paragraph 27 of the International Public Sector Accounting Standard (IPSAS) 1, viz.:

- a. Non-maintenance of complete subsidiary ledgers (SLs) to support the General ledger (GL) accounts on nine assets and ten liabilities accounts with balances in the aggregate amounts of P662,269 million and P1,606 billion, respectively; while SLs maintained for four assets accounts in the aggregate amount of P312,140 million in Central Office (CO) and two Regional Offices (ROs), and 11 liabilities

accounts in the total amount of P3,882 billion in CO and in five ROs have no/incomplete data/details, rendering the balances of these accounts doubtful;

- b. Absence of complete accounting and property records/documents on PPE and Cash and cash equivalents accounts, such as: (i) PPE Ledger Cards (PELCs) and Construction-in-progress Ledger Cards (CIPLCs) for various PPE items in the total amount of P74,029 billion, while PELCs/CIPLCs maintained for PPE account in the total amount of P25,913 billion have incomplete data; and (ii) Bank Reconciliation Statements for Cash in banks in the total amount of P29,991 million;
- c. Unreconciled variances in the total absolute amount of P41,046 billion between the PPE balances per GLs vis-à-vis balances per Reports on the Physical Count of PPE in CO, 12 ROs, and one Project; and
- d. Presence of abnormal balances in 12 accounts, i.e. five assets accounts and seven liabilities accounts in the total amounts of P1,582 billion and P263,862 million, respectively.

Moreover, the faithful representation in the financial statements and verifiability of the balance of the Accumulated surplus/(deficit) account in the amount of P228,230 billion as at December 31, 2022 were not obtained due to the recognition of Prior period adjustments and other adjustments covering calendar years (CYs) 2020 to 2022 in the total debits and credits amounting to P20,949 billion and P116,129 billion, respectively, without supporting documents to substantiate the adjustments made to restate various assets, liabilities, income and expense accounts in prior years due to errors, omissions and misstatements, arising from failure to use, or misuse of reliable information, contrary to Paragraph 27 of IPSAS 1 and Paragraph 3.26 of the Conceptual Framework.

Further, the non-disclosure in the Notes to Financial Statements to conform with the requirements of the IPSASs on the: (a) estimation of financial effects, indication of uncertainties of amount and timing of cash flows on the 128 outstanding legal cases pending before the Courts; and (b) the nature of the Prior period adjustments and other adjustments on various assets, liabilities, income and expense accounts, deprived the intended users of the financial statements of the vital information in making economic decisions, contrary to Paragraphs 7, 15, 28, and 127 of IPSAS 1 and Paragraphs 33 and 54 of IPSAS 3.

We were unable to obtain sufficient appropriate audit evidence about the balances of the above-mentioned accounts, as well as other affected accounts, due to inadequacy of accounting and property records, schedules and working papers. Consequently, we were unable to determine the possible cumulative effect on the financial statements and whether adjustments to these accounts were necessary.

Other Matters

In our report dated July 21, 2022, we expressed an adverse opinion on the CYs 2021 and 2020 financial statements because of the following: (a) NIA had not recognized in its books of accounts its 40 per cent interest in the joint operation of the Casecan Multipurpose Irrigation and Power Project (CMIPP) under a Build-Operate-and-Transfer scheme/contract by and between the NIA and the California Energy Casecan Water

and Energy Company, Inc.; (b) the non-elimination of Receivables-Intra-agency Receivables and Intra-agency Payables accounts as at December 31, 2021 in the amounts of P1.717 billion and P1.708 billion which overstated the total assets and total liabilities by said amounts, respectively; and (c) the PPE account was net understated by P661.497 million due to recognition under Repairs and Maintenance – Other Structures expense account of P675.777 million payment for progress billing of a contractor in one Project, instead of PPE-Construction in Progress-Other Structures account, non-recognition of Office Building costing P58.782 million in one RO and non-derecognition of unserviceable PPE items totaling P73.062 million.

In CY 2022, NIA already recognized and adjusted in its books of accounts its 40 per cent interest in the joint operation of the CMIPP with a Government Corporation in the amount of P5.427 billion and the corresponding current and prior year's depreciation expenses in the amounts of P184.245 million and P15.354 million, respectively. Relative to the non-elimination of Receivables-Intra-agency receivables and Intra-agency payables accounts, there was significant decrease on the balances of these accounts since the remaining uneliminated balances as at December 31, 2022 amounted to P30.773 million and P58.042 million, respectively, as compared to the CY 2021 balances of P1.717 billion and P1.708 billion. As to the understatement in the PPE account, some of the noted errors were already adjusted in the books of accounts by restating the previous year's balances. Accordingly, our present opinion on the CY 2021 restated financial statements, as presented herein, is already qualified on these matters.

Considering, however, the significance and pervasiveness of the effects of the matters described in the *Bases for Disclaimer of Opinion* section of our report, our present opinion is different from that expressed in our previous report.

Responsibilities of Management and Those Charged with Governance for the Financial Statements

Management is responsible for the preparation and fair presentation of these financial statements in accordance with IPSASs and for such internal control as Management determined is necessary to enable the preparation of financial statements that are free from material misstatement, whether due to fraud or error.

In preparing the financial statements, Management is responsible for assessing the NIA's ability to continue as a going concern, disclosing, as applicable, matters related to going concern and using the going concern basis of accounting unless Management either intends to liquidate the NIA or to cease operations, or has no realistic alternative but to do so.

Those charged with governance are responsible for overseeing the NIA's financial reporting process.

Auditor's Responsibilities for the Audit of the Financial Statements


Our responsibility is to conduct an audit of NIA's financial statements in accordance with International Standards of Supreme Audit Institutions and to issue an auditor's report. However, because of the matters described in the *Bases for Disclaimer of Opinion* section of our report, we were not able to obtain sufficient appropriate audit evidence to provide a basis for an audit opinion on these financial statements.

We are independent of NIA in accordance with the Revised Code of Conduct and Ethical Standards for the Commission on Audit Officials and Employees (Code of Ethics) together with the ethical requirements that are relevant to our audit of the financial statements in the Philippines, and we have fulfilled our other ethical responsibilities in accordance with these requirements and the Code of Ethics.

Report on Other Legal and Regulatory Requirements

Our audits were conducted for the purpose of forming an opinion on the basic financial statements taken as a whole. The supplementary information for the year ended December 31, 2022 required by the Bureau of Internal Revenue as disclosed in Note 40 to the financial statements is presented for purposes of additional analysis and is not a required part of the basic financial statements prepared in accordance with IPSASs. Such supplementary information is the responsibility of Management of the NIA.

COMMISSION ON AUDIT


CARMENCITA P. MODINA
State Auditor IV
OIC-Supervising Auditor
Audit Group B-NIA
Cluster 5 – Agriculture and Natural Resources
Corporate Government Audit Sector

July 17, 2023

NOTE: AUDITED FINANCIAL REPORT



Republic of the Philippines
National Irrigation Administration
Edsa, Diliman, Quezon City

NATIONAL IRRIGATION ADMINISTRATION
CONDENSED STATEMENT OF FINANCIAL POSITION
ALL FUNDS
AS AT DECEMBER 31, 2022

	Note	2022	2021 AS RESTATED	2020 AS RESTATED
ASSETS				
CURRENT ASSETS				
Cash and cash equivalents	6	19,220,053,203	11,283,168,960	6,621,274,804
Receivables, net	7	1,870,092,537	5,692,250,257	7,371,280,413
Inventories, net	8	48,603,365	87,858,939	189,300,693
Other current Assets	9	2,803,514,414	4,474,937,825	4,677,980,165
TOTAL CURRENT ASSETS		23,942,263,518	21,538,215,983	18,859,836,074
NON- CURRENT ASSETS				
Other Investments	10	0	0	34,008,681
Investment Property	11	0	0	1,500,000
Property, Plant and Equipment, net	12	300,891,538,981	295,305,606,015	284,455,847,237
Intangible Assets	13	101,822,450	46,346,504	2,506,976
TOTAL NON CURRENT ASSETS		300,993,361,431	295,351,952,519	284,493,862,894
TOTAL ASSETS		324,935,624,949	316,890,168,501	303,353,698,968
LIABILITIES				
CURRENT LIABILITIES				
Financial Liabilities	14	3,233,635,405	5,375,666,602	7,029,271,334
Inter-Agency Payables	15	76,285,608,783	75,518,447,778	69,166,736,849
Intra-Agency Payables	16	0	56,042,939	76,000
Trust Liabilities	17	3,074,074,541	3,019,508,736	2,457,486,542
Provisions	18	1,107,580,444	1,173,235,844	1,098,490,868
Other Payables	19	2,359,116,588	3,235,882,273	4,237,367,213
TOTAL CURRENT LIABILITIES		86,060,015,762	88,378,784,171	83,989,428,805
NON- CURRENT LIABILITIES				
Deferred Credits/Unearned Revenue/In	20	5,085,940,142	5,490,864,297	7,901,890,625
TOTAL NON CURRENT LIABILITIES		5,085,940,142	5,490,864,297	7,901,890,625
TOTAL LIABILITIES		91,145,955,905	93,869,648,469	91,891,319,431
NET ASSETS (Total Assets less Total Liabilities)		233,789,669,044	223,020,520,032	211,462,379,537
EQUITY				
Government Equity	21	233,789,669,044	223,020,520,032	211,462,379,537
NET ASSETS/EQUITY		233,789,669,044	223,020,520,032	211,462,379,537

Certified Correct:

SHARILYN A. BLUZA
Acting Manager, Accounting Division

Noted by :

RALPH LAUREN A. DU
Deputy Administrator for Administrative & Finance

NOTE: AUDITED FINANCIAL REPORT



Republic of the Philippines
National Irrigation Administration
Edsa, Diliman, Quezon City

**NATIONAL IRRIGATION ADMINISTRATION
CONDENSED STATEMENT OF FINANCIAL PERFORMANCE
ALL FUNDS
AS AT DECEMBER 2022**

	Note	2022	2021
REVENUE			
Service and Business Income	22	814,547,571	781,101,861
Shares, Grants and Donations	23	2,847,606	0
TOTAL REVENUE		817,395,177	781,101,861
CURRENT OPERATING EXPENSES			
Personnel Services	24	4,527,152,893	3,911,800,604
Maintenance & Other Operating Expenses	25	4,881,518,943	16,029,802,312
Financial Expenses	26	1,086,216,235	1,105,913,993
Non-Cash Expenses	27	14,094,229,996	6,997,079,104
TOTAL CURRENT OPERATING EXPENSES		24,589,118,067	28,044,596,012
SURPLUS/(DEFICIT) FROM CURRENT OPERATIONS		(23,771,722,890)	(27,263,494,150)
Other non-operating income	28	566,015	4,482,588
Gains	29	9,847,814	7,097,557
Losses	30	(400,600,000)	(2,617,093)
SURPLUS/(DEFICIT) BEFORE TAX		(24,161,909,061)	(27,254,531,099)
Income Tax Expenses/(Benefit)	31		
SURPLUS/(DEFICIT) AFTER TAX		(24,161,909,061)	(27,254,531,099)
ASSISTANCE/SUBSIDY	32	42,925,928,025	42,904,661,656
NET SURPLUS/(DEFICIT) FOR THE PERIOD		18,764,018,964	15,650,130,557

Certified Correct:

SHARILYN A. BLAZA
Acting Manager, Accounting Division

Noted by:

RALPH LAUREN A. DU
Deputy Administrator for Administrative
and Finance Sector

NOTE: AUDITED FINANCIAL REPORT




Republic of the Philippine
National Irrigation Administration
Edsa, Diliman, Quezon City

STATEMENT OF CHANGES IN NET ASSETS/EQUITY
ALL FUNDS
AS AT DECEMBER 31, 2022

	ACCUMULATED SURPLUS/DEFICIT	GOVERNMENT EQUITY	CONTRIBUTED CAPITAL	EARNINGS/ (DEFICIT)	TOTAL
BALANCE AT JANUARY 1, 2021	184,137,837,213	18,691,627,497	5,559,191,865	-2,067,119,121	206,321,537,454
ADJUSTMENTS:					
Add/(Deduct):					
Changes in accounting policy	-1,946,858				-1,946,858
Prior period errors	25,075,390,695	-18,691,627,497		-1,339,653,093	5,044,110,105
Other Adjustments	98,678,836				98,678,836
RESTATED BALANCE AT JANUARY 1, 2021	209,309,959,886	0	5,559,191,865	-3,406,772,214	211,462,379,537
Changes in Net Assets/Equity for CY 2021					
Add/(Deduct):					
Changes in accounting policy					0
Comprehensive Income for the year	15,650,130,557				15,650,130,557
Other Adjustments (Note 5)	-7,498,762,276			3,406,772,214	-4,091,990,062
RESTATED BALANCE AT DECEMBER 31, 2021	217,461,328,168	0	5,559,191,865	0	223,020,520,032
Changes in Net Assets/Equity for CY 2022					
Add/(Deduct):					
Changes in accounting policy					0
Comprehensive Income for the year	18,764,018,964				18,764,018,964
Other Adjustments (Note 5)	-7,994,869,952		0	0	-7,994,869,952
BALANCE AT DECEMBER 31, 2022	228,230,477,180	0	5,559,191,865	0	233,789,669,044

Certified Correct:


SHARILYN A. BLUZAR
Acting Manager, Accounting Division

Noted by:


RALPH LAUREN A. DU
Deputy Administrator for Administrative & Finance

NOTE: AUDITED FINANCIAL REPORT



Republic of the Philippine
National Irrigation Administration
Edsa, Diliman, Quezon City

CONDENSED STATEMENT OF CASH FLOWS
ALL FUNDS
AS AT DECEMBER 31, 2022

	Note	2022	2021
CASH FLOW FROM OPERATING ACTIVITIES			
Cash Inflows			
Proceeds from Sale of Goods and Services		556,724	0
Collections of Income/Revenue		591,531,925	231,946,669
Receipt of Assistance/Subsidy		40,743,743,764	41,740,533,975
Collection of Receivables		238,286,439	175,973,622
Receipt of Inter-Agency Fund Transfers		257,782,685	144,334,126
Receipt of Intra-Agency Fund Transfers		0	510,199,789
Trust Receipts		401,158,971	266,408,348
Other Receipts		287,676,153	169,835,669
Total Cash Inflow		42,520,736,661	43,239,232,197
Adjustments		837,761,149	368,275,054
Adjusted Cash Inflows		43,358,497,810	43,607,507,252
Cash Outflow			
Payment of Expenses		7,553,000,751	6,252,708,298
Purchase of Inventories		77,186,108	42,635,594
Grant of Cash Advances		816,871,938	721,439,027
Prepayments		8,847,813	17,756,116
Refund of Deposits		214,677,847	174,689,905
Payment of Accounts Payable		1,004,721,455	1,044,008,711
Remittance of Personnel Benefit Contributions and Mandatory Deductions		2,320,258,212	3,130,038,641
Release of Inter-Agency Fund Transfers		273,829,024	194,338,284
Release of Intra-Agency Fund Transfers		326,801,995	131,157,817
Other Disbursements		507,655,992	417,503,929
Total Cash Outflows		13,103,851,134	12,126,276,322
Adjustments		212,520,792	215,358,628
Adjusted Cash Outflows		13,316,371,926	12,341,634,950
Net Cash Provided by/(Used in) Operating Activities	33	30,042,125,917	31,265,872,302
CASH FLOWS FROM INVESTING ACTIVITIES			
Cash Inflows			
Proceeds from Sale/Disposal of Property, Plant and Equipment		236,403	4,333,262
Receipt of Interest Earned		9,198,056	0
Proceeds from Sale of Other Assets		96,083	0
Total Cash Inflows		9,530,541	4,333,262
Adjustments (Please specify)		0	1,819,078
Adjusted Cash Inflows		9,530,541	6,152,340
Cash Outflow			
Purchase/Construction of Investment Property		19,567,802	135,003,230
Purchase/Construction of Property, Plant and Equipment		21,848,363,389	23,367,660,547
Purchase/Acquisition of Investment		303,649,312	3,102,900,551
Purchase of Intangible Assets		46,520,993	3,270,671
Total Cash Outflows		22,218,101,495	26,608,834,999
Adjustments (Please specify)		1,272,653	2,844,542

GCG-NIA'S PERFORMANCE SCORECARD

NATIONAL IRRIGATION ADMINISTRATION
FY 2022 PERFORMANCE SCORECARD


Indicators		Formula	2022 Target	Proposed Weight	1st Quarter	Proposed Weight	2nd Quarter	Proposed Weight	3rd Quarter	Proposed Weight	4th Quarter	Proposed Weight
SOCIAL IMPACT / STAKEHOLDERS	SO 1	Increased Irrigated Areas Contributing to Agricultural Productivity										
	SM 1	Percentage of Irrigation development Service Area over Potential Irrigable area of 2,427 M ha	71.88% (1,742 M hectares)	9%	69.95% (1,688,012.11 M hectares)	0.88%	70.12% (1,701,724.11 M hectares)	1.54%	70.66% (1,716 M hectares)	4.07%	70.68% (1,722 M hectares)	5.06%
			2.05% increase (50,647 hectares)		0.16% increase (4,955 hectares)		0.32% increase (8,688 hectares)		0.64% increase (22,818 hectares)		1.17% increase (28,483 hectares)	
	SM 2	Cropping Intensity for NIS (%)										
	a. Reservoir systems	(Wet + Dry Irrigated Area) / Firmed Up Service Area	192%	10%	98%	5.16%	185%	9.84%	199%	10.00%	199%	10.00%
	b. Diversion systems		175%	10%	85%	4.85%	148%	8.51%	175%	10.00%	177%	10.00%
	c. Pump systems		150%	8%	95%	4.00%	175%	7.37%	181%	7.82%	181%	7.82%
	SM 3	Devolution of Communal Irrigation Systems										
	a. Devolution Transition Plan (DTP)	Milestone	DBM Approved Devolution Transition Plan	3%	Finalization of the Revised DTP	0.00%	NIA submitted the Revised DTP on June 28, 2022	0.00%	NIA received the DBM in-depth evaluation with some additional observations and recommendations on August 15, 2022	0.00%	Waiting for the approval of DBM to the submitted NIA's DTP	0.00%
	b. Number of CIS Devolved to LGUs	Actual count	1,102	3%	6	0.02%	11	0.03%	20	0.05%	188	0.51%
INTERNAL PROCESS	SO 2	Attain Satisfaction of Farmers										
	SM 4	Satisfaction rating on services rendered										
	a. National Irrigation Systems	Number of respondents which gave at least a Satisfactory rating over total number of respondents	91%	3%		0.00%	Letter of request for quotation sent to prospective third-party service providers	0.00%	Waiting for the issuance of Notice to Proceed	0.00%	NIA requested for an extension on the conduct of FSS for 2022	0.00%
	b. Communal Irrigation Systems		91%	2%		0.00%		0.00%		31.75%		33.79%
	Subtotal			46%		14.91%		27.09%				
	SO 3	Improve Planning, Design and Implementation of Irrigation and Multipurpose Projects to be Climate Change Adaptive										
	SM 5	Areas generated and restored										
	a. Generated (ha)	Actual area	24,462	4%	0	0.00%	933	0.15%	12,530	2.05%	16,663	2.72%
	b. Restored	Actual area	26,185	4%	4,566	0.76%	7,735	1.18%	10,388	1.59%	11,820	1.81%
	SM 6	Repair and rehabilitation of existing irrigation facilities										
FINANCE	a. Earth Canal (km)	Actual length	240	2%	16	0.13%	203	1.68%	278	2.00%	431	2.00%
	b. Concrete Lined Canal (km)	Actual length	738	2%	46	0.12%	200	0.54%	321	0.87%	538	1.49%
	c. No. of Canal Structures	Actual count	2,110	2%	283	0.27%	700	0.66%	1,182	1.12%	2,578	2.00%
	SO 4	Ensure Efficient and Effective Operation and Maintenance of Irrigation Sys										
	SM 7	Number of IAs with IIT Contracts (new contracts only)	54	5%	14	1.30%	66	5.00%	66	5.00%	65	5.00%
	Subtotal			25%		3.66%		11.45%		15.28%		16.16%
	SO 5	Improve Budget Utilization and Revenue Generation										
	SM 8	Service and Business Income										
	SM 9	Budget Utilization	P519,771,000	4%	P163,418,941	1.05%	P251,600,904	1.85%	P644,556,751	4.00%	P800,203,630	4.00%
	a. Subsidy											
FINANCE	i. Obligation Rate											
	Current	Actual Obligation over Total GAA	90%	2%	36%	0.80%	58%	1.29%	74%	1.64%	86.03%	1.91%
	Prior Years		90%	2%	98%	2.00%	98%	2.00%	98%	2.00%	98.67%	2.00%
	ii. Disbursement Rate											
	Current	Actual Disbursement over Total NCA	90%	2%	61%	1.36%	65%	1.44%	82%	1.82%	93.43%	2.00%
	Prior Years		90%	2%	98%	2.00%	98%	2.00%	98%	2.00%	93.00%	2.00%
	b. Disbursement Rate of Internally Generated Funds	(Actual Disbursement - PS Cost) Over Total COB - PS Cost	90%	2%	61%	1.36%	67%	1.93%	61%	1.36%	100%	2.00%
	Subtotal			14%		8.57%		10.56%		12.82%		13.91%

Indicators		Formula	2022 Target	Proposed Weight	1st Quarter	Proposed Weight	2nd Quarter	Proposed Weight	3rd Quarter	Proposed Weight	4th Quarter	Proposed Weight
LEARNING AND GROWTH	SO 6 Adopt a Results-based Performance Culture											
	SM 10 Percentage of Employees with Required Competencies	Milestone	82%	4%	Issued Memorandum Circular 28 dated 7 March 2022 on the 2022 Commitment in Addressing Competency Gap	0.00%	Conducted Training on People Management and Computer Literacy	0.00%	Conducted Training on Computer Literacy (93%); Interpersonal Communication (71%); People Management (80%); Project Planning Development (82%)	0.00%	Conducted Training on Computer Literacy (%); Interpersonal Communication (%); People Management (%); Project Planning Development (%)	0.00%
	SO 7 Improve Management Information Systems and Processes	Actual Number										
	SM 11 Number of management information systems & processes automated		100%	4%		0.00%	1. Asset Management Information System (75.55%) 2. Online Monitoring for Diversified Cropping (64.38%) 3. Budget Utilization Information System (45.53%) 4. ISO Survey Information System (64.44%)	0.00%	1. Asset Management Information System (88.89%) 2. Online Monitoring for Diversified Cropping (66.88%) 3. Budget Utilization Information System (70.83%) 4. ISO Survey Information System (100% developed)	0.00%	1. Asset Management Information System (100%) 2. Online Monitoring for Diversified Cropping (100%) 3. Budget Utilization Information System (100%) 4. ISO Survey Information System (100%)	4.00%
	SM 12 ISO 9001:2015 Certification	Milestone	ISO 9001:2015 Certification	5%	Conducted various meetings, assessment, and orientation	0.00%	Conducted various meetings, Internal Audits, and Technical Assistance	0.00%	Conducted various meetings, Internal Audits, Technical Assistance, and Regional Management Reviews	0.00%	Conducted 2nd Surveillance Audit	5.00%
Subtotal				13%		0.00%		0.00%		0.00%		9.00%
TOTAL				100%		27.33%		49.00%		69.89%		74.25%

Prepared by:


ENGR. LESLIE C. DIZON
Chairman, NIA-GCG Chairman /
Manager, Operations Department

Reviewed by:


RALPH LAUREN A. DU
Compliance Officer /
Deputy Administrator for Administrative and
Finance Sector

Approved by:


ENGR. EDUARDO EDDIE G. GUILLEN
Administrator

INTERNAL AUDIT SERVICES

Pursuant to the Revised Philippine Government Internal Audit Manual (RPGIAM) and other legal bases, the Internal Audit Services (IAS) is mandated to conduct compliance, management and operations audit to the units and offices of the National Irrigation Administration (NIA) in order to determine whether the established internal control systems of the organization are well designed and properly implemented; and provide an objective assurance on the adequacy and soundness of internal control system within the organization.

For CY 2022, due to the existence of COVID-19 Pandemic, the IAS has adapted to the new working conditions, embracing technology to conduct remote audits, and collaborating with NIA's regional officials and employees to gather relevant information remotely. Aside from the said methodology, during the same year, IAS had the opportunity to resume the conduct field audit engagements on areas with lifted/lowered travel restrictions.

1. Formulation of IAS Strategic Plan for Years 2024-2026

Pursuant to the Revised Philippine Government Internal Audit Manual (RPGIAM), it is necessary for IAS to formulate a Strategic Plan which identifies and spells out the three-year key audit strategic direction of the IAS. Through the said plan, a risk-based audit work plan will be set that will prioritize high risk key processes/ audit areas.

For CY 2022, the IAS requested the approval and issuance of the Memorandum Circular (MC) No. 128, s. 2022 with subject, Conduct of Initial Activities regarding the Formulation of the IAS Strategic Plan for Years 2024 to 2026. The said MC provides the prescribe steps, as well as the timeline and responsibilities, in implementing the relevant activities relative to the formulation of the said plan that requires direct participation by the Top Management and the auditees/NIA units and offices.

Following are the conducted activities as of December 31, 2022:

Activity	Concerned Units/Offices	Date Conducted
In-House-Training-Workshop for the Baseline Assessment of Internal Control System (BAICS) and IAS Strategic Planning	IAS	August 15-17, 2022
Orientation for the Managers on the Formulation of Internal Audit Services (IAS) Strategic Plan	Top Management All Departments in Central Office All Regional Offices UPRIIS and MARIIS	November 8-12, 2022
Administration of Agency-Level Internal Control Checklist (ICC)	CO and RO/IIS Section Chief and Above	December 13-16, 2022
M8 Janitorial Services	CO and RO/IIS Selected 25 percent Rank-and-File	December 19-21, 2022



2. Attendance to Board Audit Committee Meetings

Pursuant to the Revised Philippine Government Internal Audit Manual (RPGIAM) Par 3.1.h. Chapter 3 Part I, one of the roles and responsibilities of the Board Audit Committee is to periodically review the performance of the internal audit, as part of supervision and control.

This role and responsibility are being attained through the conduct of Board Audit Committee meeting wherein plans and targets, as well as the accomplishments of the Internal Audit Services (IAS), are being presented, discussed, and approved. As per NIA Corporate Governance Scorecard (CGS), four Board Audit Committee meeting should be conducted in a calendar year.

For CY 2022, the Board Audit Committee and the IAS conducted two (2) meetings with the details as follows.

Date	Topic	Itemized Comments and Recommendations
MARCH 9, 2022	Regular Board Meeting: Proposed Internal Audit Annual Work Plan (IAAWP) and Monitoring Activities for CY 2022	<p>a. The likelihood and impact of risks as part of the parameters to determine the prioritization of audit areas.</p> <p>b. The inclusion of a detailed work plan and explanation as to why other Regions are emphasized over others.</p> <p>c. The inclusion of the management request for spot audit in the proposed annual work plan.</p> <p>d. The red flags evident in the audit findings should be comprehensively discussed and fully disclosed.</p> <p>The Annual Work Plan is recommended for approval through a referendum.</p>
OCTOBER 19, 2022	Pre-Board Meeting: Activities for CY 2023	<p>a. The IAS to prepare a timeline of the Strategic Plan until CY 2028 to align with the current Administration's goal and to focus on the first three years and then conduct a midterm review.</p> <p>b. To highlight the role of the Board AuditCom in the Strategic Plan to help them understand and determine the purpose and value of the said activity to the Agency.</p> <p>c. To submit to the Board AuditCom, for further discussion, the proposed 66 IAS positions to the NIA Reorganization for further discussion.</p> <p>d. To request for an additional budget for the capacity building to continuously upgrade the skills of the internal auditors.</p>

3. Core Function

a. Financial and Operations Audit Division (FOAD)

The FOAD is consisting of two sections, namely: Financial Audit Section (FAS) and Operations Audit Section (OAS). The Division is responsible for conducting compliance, financial and operations audits of the Agency.

For CY 2022, following are the Division's significant accomplishments relative to the Department's objectives:

1) Conducted a total 15 audit engagements which consist of 7 Operations Audit and 8 Financial Audit:

No.	Type of Audit	Regional Office/ Project Management Office	Date Conducted
1	OPERATIONS AUDIT	Region VI	May 12 to June 8, 2022
2		Chico River Pump Irrigation Project (CRPIP)	November 29 to December 10, 2022
3		Magat River Integrated Irrigation System (MARIIS)	November 29 to December 15, 2022
4		Region XIII	September 12 to October 1, 2022
5		Lower Agno River Irrigation System Irrigation Project (LARISIP)	September 21 to October 5, 2022
6		Region II	March 21 to April 7, 2022
7		Region VIII	November 4 to December 10, 2021

No.	Type of Audit	Regional Office/ Project Management Office	Date Conducted
8	FINANCIAL AUDIT	Region IV-A	Mar. 29 to Apr. 1, 2022
9		Region II	May 12 to 18, 2022
10		Region IV-B (Palawan IMO)	May 22 to June 10, 2022
11		Region IV-B (Occidental Mindoro IMO and Mindoro Oriental-Marinduque-Romblon IMO)	May 2 to 6, 2022
12			May 23 to June 10, 2022
13		Central Office	July 26 to Sept. 2, 2022
14		Region VII	Sept. 26 to Oct. 8, 2022
15		Region VIII	Oct. 20 to Nov. 5, 2022

2) Disseminated/Submitted the following 12 Audit Reports to the concerned offices:

No.	Type of Audit	Regional Office/ Project Management Office	Department/Regional Office/ Project Management Office
1	FINANCIAL AUDIT	NIA Offices Information and Communications Technology (ICT) Resources and Remote Audit at MID-ICT	Corporate Planning Services
2		Desktop Manual and Risk Opportunity Registry of Cash Division, and Cash management of Accountable officers and Audit Compliance Progress Report	Region X
3		Audit of cash management, financial accounting and reporting, and fund releases for projects- utilization and disbursement Audit of allotments, releases, cash transfers, and review of disbursement of various NIA units/offices	Region XI
4		Audit of cash management, financial accounting and reporting, and fund releases for project- utilization	UPRIIS
5			Region IV-A
6		Validation of Compliance to IAS Audit Findings and recommendations re: Financial Audit on CY 2016 – 2018 Allotments, Obligations, Fund Liquidation, and Utilization and Disbursement	Region IV-B
7	OPERATIONS AUDIT	Operations and Performance Audit Performance/Follow-up Audit	Region II
8			Region VI
9			Caraga
10			LARISIP
11			Region I (PIMO)
12			MARIIS

3) Performed monitoring and evaluation of submitted Audit Compliance Progress Reports (ACPRs) including COA- Agency Action Plan and Status of Implementation (AAPSI).

a) Financial Audit

REGION/AUDIT	SCOPE	COMPLIANCE RATE (%)
Central Office	Financial Audit of Allotment, Obligation and Disbursement Audit and Review of Related Internal Controls (Jan. 29 - Feb. 14, 2018)	45.00
	Audit of Disbursement and other Financial Matters - PIDP and SRIP (1st round: Aug 14-25, 2017)	60.00
	Financial Audit of Hibulanga, Upper Tauating and Barbar SRIP-PMO (Jun. 15-30, 2017)	0.00
	Audit of Uniform Clothing Allowance (Oct. 9 -20, 2017)	11.00
	Property Management Audit (Oct. 19-23, 2020)	0.00
	Audit of CY 2012-2015 CO-Procured and Implemented Projects - Small Reservoir Irrigation Projects (SRIP) and Balog-Balog Multi-Purpose Projects (BBMP) II	0.00
1	Financial Audit and Follow Up (Nov. 27- Dec. 8, 2017)	100.00
	Disbursement Audit (Jul. 23-Aug. 4, 2018)	100.00
	Validation of Action Taken on COA Findings (Jul. 8-16, 2019)	100.00

REGION/AUDIT	SCOPE	COMPLIANCE RATE (%)
2	Audit of Cash and Accounts of Accountable Officers, Billing and Collection System (Apr. 11, 2016)	100.00
	Disbursement Audit and Financial Management Practice (Jan. 29-Feb. 10, 2018)	100.00
	Compliance and Financial Management Audit (May 12-18, May 25 - Jun. 17, 2022)	100.00
3	Audit of Cash and Cash Management Audit (Jul. 9-25-2014)	100.00
	Comprehensive Financial Audit (Aug. 22-Sept. 1, 2017)	100.00
	Validation of Actions Taken on COA Findings (Jan. 28-Feb. 8, 2019)	100.00
4A	Cash and Cash Management Audit (May 2-11, 2018)	80.00
	Compliance and Financial Management Audit (Nov. 22 and Mar. 29-Apr. 1, 2022)	73.00
4B	Financial Audit (Apr. 25-30, 2016 PALAWAN IMO) Aug. 1-12, 2016 (MIMARO IMO)	7.00
	(July 30- Aug. 11, 2019)	83.00
	Compliance and Financial Management Audit (May 1-7, May 23-Jun 7, 2022)	48.00
5	Cash and Cash Management Audit (Mar. 6-17, 2017)	100.00
6	Financial Audit on Allotment Releases, Cash Transfers and Obligation/ Disbursement for GAA 2019 (Mar. 9-13, 2020)	88.00
	Financial Audit and review of Cash and Accounts of NIA Accountable Officers (Sept. 30 to Oct. 21, 2013)	60.00
	BRISIP Audit (Nov. 23-25, 2015)	88.00
	Disbursement Audit (Sept. 30 to Oct. 21, 2013)	100.00
7	Cash and Cash Accountable Officers Audit (May 6-20, 2014)	82.00
8	Disbursement Audit on Infrastructure Project (May 7-22, 2012)	60.00
	Cashiers, Collection and Other Related Matters (Jan. 26 - Feb. 5, 2016)	100.00
9	CY 2017 COA AAR and Audit of Fund Releases and Disbursement GAA 2016-2018 (Jan. 28 - Feb. 9, 2019)	82.00
10	Cash and Cash Management Audit (May 27-Jun. 10, 2015)	100.00
	Project Fund Audit (Jul. 25 - Aug. 6, 2016)	96.00
	Disbursement Audit (Jul. 15 - 23, 2019)	100.00
	Follow - Up Validation Report (Nov. 9 - Dec. 13, 2021)	62.00
11	Audit of Allotment Releases, Cash Transfers and Review of Disbursements and Follow-Up (Nov. 23 - Dec. 7, 2021)	86.00
12	Financial Audit and Follow-Up Activities (July 8-16, 2019)	86.00
13	Financial Audit on Selected Irrigation Infrastructure Projects (Nov. 23 - Dec. 2, 2015)	33.00
	Audit of Internal Control System on Related Financial Transactions (May 15-26, 2017)	100.00
CAR	Audit of Allotment Releases Cash Transfers and Review of Disbursements of Sampled Projects (Oct. 8-20, 2018)	100.00
MARIIS	Follow Up Management Audit (Oct. 2-8, 2016 and Nov. 22- 30, 2016)	100.00
	3rd round : May 1-11 and May 27-Jun. 2, 2018 4th round: Jan. 21-Feb. 2, 2019	100.00
UPRIIS	Financial Audit (Feb 20-Mar. 3, 2017 and Mar. 22-Apr. 3, 2017)	100.00
	Remote Follow Up Audit (Nov. 29 to Dec. 15, 2021)	100.00
MMIP	Disbursement Audit	86.00
OVER-ALL COMPLIANCE RATE		43.00

b) Operations Audit

Audit Area	Regions/ Projects	COMPLIANCE RATE (%)	
		Audit Conducted from CY 2010 to 2020	Audit Conducted from CY 2021 to 2022
Operations and Performance Audit (Audit of Procurement and Implementation of Infrastructure Projects, and Audit of Existing National Irrigation Systems (NISs) Operations Performance)	Region I	100.00	
	Region II	100.00	67.00
	Region III	100.00	
	Region IV-A	100.00	
	Region IV-B	98.00	
	Region V	95.00	
	Region VI	100.00	33.00
	Region VII	100.00	
	Region VIII	100.00	59.00
	Region IX	96.00	
	Region X	95.00	
	Region XI	99.00	
	Region XII	100.00	
	Caraga	100.00	
	CAR	100.00	
	MARIIS	100.00	
	UPRIIS	100.00	
	BBMP-II	100.00	
	JRMP-II	100.00	
	MMIP-II	100.00	

b. Organization and Management Audit Division (OMAD)

The OMAD is responsible for conducting compliance and management audit of the various units of the Agency to determine the degree of compliance with and adherence to the established laws, rules, regulation, and management policies, as well as the effectiveness of the internal control system of the NIA.

For CY 2022, following are the Division's significant accomplishments relative to the Department's objectives:

- 1) Conducted the following 12 audit engagements which consist of 11 management audit and 1 compliance/ follow-up audit and disseminated/submitted the audit reports to the concerned offices:

No.	Type of Audit	Audit Area	Regional Office/ Project Management Office	Date Conducted
1	MANAGEMENT AUDIT	Leave Administration	CAR (Remote Audit)	December 6, 2021 to April 22, 2022
2			MARIIS	July 31 to August 13, 2022
3			Region I	May 24 to June 3, 2022
4			Region II	July 31 to August 13, 2022
5			Region IV-B	August 30 to September 16, 2022
6			Region VI	October 16 to 29, 2022

No.	Type of Audit	Audit Area	Regional Office/ Project Management Office	Date Conducted
7		Process on Procurement of Good and Services, and Property Management	Region VII	Nov. 7 to 18, 2022
8			Region VIII	Nov. 14 to 24, 2022
9			Region XI (Remote Audit)	Dec. 6, 2021 to Apr. 4, 2022
10			Region VII	Feb. 8 to May 4, 2022
11			Region IX	May 24 to Jun. 4, 2022
12	Compliance/Follow-up Audit		Central Office	Jul. 6 to Aug. 4, 2022

2) Monitored and evaluated the following 23 ACPRs submitted quarterly:

No.	Audit Area	Regional Office/ Project Management Office	COMPLIANCE RATE (%)
1	Process on Procurement of Good and Services, and Property Management	Region I	100.00
2		Region II	97.44.00
3		Region III	99.33.00
4		Region IV-A	70.00
5		Region IV-B	100.00
6		Region V	91.67.00
7		Region VI	77.14
8		Region VII	32.00
9		Region VIII	100.00
10		Region X	79.52
11		Region XII	87.88
12		CARAGA	85.34
13		CAR	97.62
14		MARIIS	99.44
15		UPRIIS	100.00
16	Leave Administration	Region III	100.00
17		Region IV-A	
18		Region V	
19		Region XIII	
20		UPRIIS	
21		Region I	Ongoing Validation
22		CAR	
23		MARIIS	

* Based on the presentation during year-end assessment

4. Non-Core Function

a. Implemented and utilized the IAS e-library System

The FOAD initiated an online management information system that can effectively manage and store vast number of reports, records, and documents of the IAS. The system has also incorporated an Online Feedback Survey (FBS) which allows client/auditee to provide feedback on their experiences with the audit engagements conducted. The system can now be accessible through internet by visiting ias-e-library.nia.gov.ph.

b. Attendance to Trainings and Seminars

The IAS personnel attended the following trainings and seminars conducted through various platforms (Webinar and Face-to-Face) in order to capacitate and enhance the competency of each personnel:

No.	Training/Seminar Title	Training Provider	Date conducted	No. of Participants
1	BASIC INTERNAL CONTROL CONCEPTS AND INTERNAL AUDITING PRINCIPLES AND PRACTICES	AGIA	Jan. 22-28, 2022	3
2	Management Audit	AGIA	Mar. 8-11, 2022	5
3	Training-Workshop on Magna Carta on Women	NIA-TCDS	Apr. 26, 2022 May 18, 2022	6 12
4	2nd AGIA Summit: "Revitalizing the Role of Internal Auditors in Today's Dynamic Setting"	AGIA	June 8-10, 2022	5
5	Effective Presentation Skills and Techniques	Philippine Statistical Research and Training Institute (PSRTI)	Aug.7-5, 2022	5
6	Training-Workshop for the Baseline Assessment of Internal Control System (BAICS) and IAS Strategic Planning	NIA-TCDS	Aug. 15-17, 2022	22
7	Interpersonal Communication Skills Essentials in Workplace Interaction for Impact and Influence	NIA- TCDS	Aug. 20 and 25-26, 2022	12
8	Computer Literacy Training Program Future-Proofing the NIA Workplace	NIA- TCDS	Sept. 22-23 and Sept. 29-30, 2022	15
9	Government Procurement Reform Act (R.A. 9184) and Its Revised IRR and Updates	AGIA	Feb. 8-10, 2022	6
10	ISO 45001:2-18 Occupational Health and Safety Management System and ISO 19011:2018 Auditing Management System	NIA	May 24-25, 2022	1
11	Training on the Basic Fire Detection Alarm System and Basic Fire Extinguisher	NIA	May 30, 2022	1
12	2022 PICE Midyear National Conference	PICE	June 17-18, 2022	1
13	Operations Audit	AGIA	Aug. 2-5, 2022	3
14	Guide to Integrated Solution System for Building Design	MIDAS	Oct. 6-27, 2022	1
15	Association of Internal Auditors (AGIA) Annual Convention Seminar	AGIA	Oct. 12-15, 2022	8
16	48TH PICE National Convention and Technical Conference	PICE	Nov. 11-12, 2022	3
17	Pulmonary Tuberculosis (PTB Lecture)	NIA	Nov. 23, 2022	1
18	Tools and techniques for Internal Auditing	AGIA	Feb. 7-10, 2022	2
19	FY 2022 Procurement Forum	GPPB	Feb. 8, 2022	1
20	Public Service Value Program	CSI-CSC	May 10, 12, 17, 19, and 24, 2022	1
21	Management Systems Audit	AGIA	Mar. 11, 2022	2
22	Information System Audit Fundamental	AGIA	Mar. 15-18, 2022	2
23	Upskilling Series for CIA	AGIA-IIA-Ph	Oct. 20-Dec. 3, 2022	2
24	COA-NIA Online Orientation on Circulars pertaining to Semi-Expendables and PPE	NIA TCDS-COA	Nov. 28, 2022	4
25	Webinar on Accounting Policies Guidelines and Procedures for NFA	AGIA	Dec. 13-15, 2022	3

LEGAL SERVICES

This office diligently pursue its mandate in providing legal assistance and expertise in protecting the Agency's corporate rights, interests, properties, and all other undertakings.

The Legal Services appears before the courts and other quasi-judicial bodies in prosecution and/or defense of various case involving NIA where it prepared/filed ninety-four (94) pleadings/motions where some cases and reviews are in coordination with the Office of Government Solicitor General (OSG) and the Office of the Corporate Counsel (OGCC) including other cases filed before the Commission on Audit (COA), National Commission on Indigenous People (NCIP), National Water Resources Board (NWRB), Office of the Ombudsman and Civil Service Commission (CSC).

In support to speedy implementation of flagship and various irrigation projects of the Agency, the Legal Services has reviewed/processed 32 Civil Works Contracts including Notices To Proceed and facilitated 153 Right-of-Way (ROW)/ damages claims.

Likewise, this Office reviewed/processed 61 Memorandum of Agreements/Understanding including those under the renewable energy development projects; and 71 Lease Agreements, Service Contracts, Deed of Sale, Deed of Donation and Deed of Usufruct.

Foremost, the Legal Services has rendered 173 legal opinions and one hundred sixty two (162) assistance/referrals, acted on 12 various administrative matters and/or conducted fact-finding investigations referred by NIA offices nationwide, facilitated 36 requests for approval/renewal of deputization and 10 authority to limited practice of profession of lawyers, 40 office compliances; and conducted/attended 186 meetings including inter-agency/coordination meetings and negotiation meetings with hydropower developers.



PUBLIC AFFAIRS AND INFORMATION STAFF

In consonance with its mandate of projecting the best image and goodwill of the Agency, PAIS has continued to play its vital role towards efficient, effective, and time-bounded dissemination of relevant information that are related to NIA's plans, projects, programs, activities, and accomplishments.

In CY 2022, PAIS has accomplished the following core functions:

PUBLIC RELATIONS AND PUBLICITY

In communicating to the public, PAIS has maximized the use of various forms of media, namely:

❖ In-house publication such as:

- ✓ NIA Currents, four volumes, 8,000 copies
- ✓ Prinsa Magazine, one issue, 3,000 copies
- ✓ NIA Primer, one issue, 10,000 copies
- ✓ NIA Annual Report, 2000 copies
- ✓ NIA Wall Calendar 2023, 30,000 copies
- ✓ NIA Table Calendar 2023, 10,000 copies
- ✓ NIA Executive Planner 2023, 1,000 copies
- ✓ 365 Days (RRV Book V), one issue, 500 copies

❖ Organized 3 press conferences and 10 live/phone patch interviews with accurate information on NIA's update or response to issues.

❖ Strengthening social media for wider scope of dissemination:


- ✓ Regularly published posts, shares, and updates on NIA Official Facebook Page. These include photo news of activities in Central Office and Field Offices, updates on irrigation project implementation, special events, and irrigation-related news. For CY 2022, NIA Facebook pages nationwide reached 3.1 million people.
- ✓ Uploaded 10 PDF files of in-house publications to NIA Official Website.
- ✓ Secured, monitored, and tracked 302 online news articles and other electronic articles about the Agency.
- ✓ Posted 45 approved press/news releases on NIA Website under "Working Administrator".
- ✓ Maintained 101 print media contacts and 55 broadcast media contacts.
- ✓ PAIS coordinated, participated, covered, and documented 77 significant events which include NIA's Ushering in 2022, 59th NIA Founding Anniversary, Ceremonial Lighting of NIA Christmas Tree, NIA Christmas Program, Inauguration, groundbreaking, turnover ceremonies, and launching of projects, Enhanced Partnership Against Hunger and Poverty (EPAHP) Program Orientations and Convergence Meetings nationwide, and other significant events.

In view of the special events, PAIS has prepared 89 speeches and messages for Top Management Officials. In addition, PAIS established close coordination and linkage with other government offices/agencies, namely:


- ✓ Office of the President for 8888 Citizens' Complaint Center (Hotline 8888)
- ✓ Presidential Action Center (PAC) for complaints management
- ✓ Presidential Communication Operations Office (PCOO) for Freedom of Information (FOI) Compliance, and
- ✓ Philippine Information Agency (PIA) for press/ news releases

NIA CURRENTS

2022 OFFICIAL PUBLICATIONS



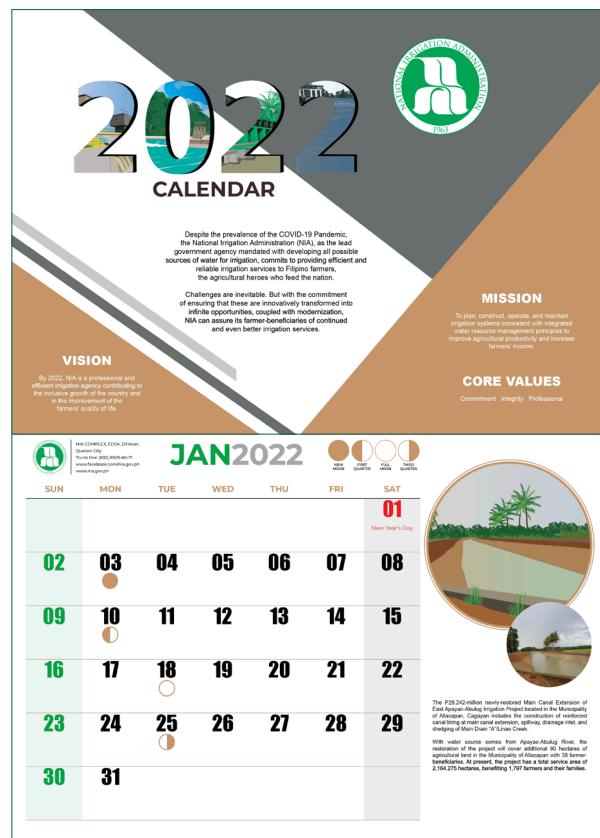
PRINSA




ANNUAL REPORT



WALL AND TABLE CALENDAR



OTHER PUBLICATIONS



AUDIO-VISUAL PRODUCTION

For CY 2022, PAIS produced, updated, and maintained the operation of LED Television installed at NIA Central Office Lobby, Photo Gallery, and PAIS Bulletin Board to keep NIAs and other relevant interested parties informed about the activities of the Agency.

- ✓ Designed and printed 27 tarpaulins for Bloodletting Activity, Year-End Thanksgiving, Ushering Activity, linkage with other government agencies, and other special events of the Agency.
- ✓ Designed and printed 17 posters, four (4) placards, and six (6) certificates for seminars, eight (8) business cards of NIA Top Management Officials, 15 event programmes, and invitations.
- ✓ Displayed 792 approved photos in the NIA Gallery.
- ✓ Conducted five (5) video shoots for NIA AVPs.
- ✓ Designed three (3) office uniforms.
- ✓ Produced 33 Audio-Visual Presentations (AVPs) and 14 web advertisements for special events nationwide, inaugurations, and groundbreaking ceremonies.
- ✓ Posted 10 Interactive Television displays on NIA events.

COMMUNICATIONS AND PROGRAM MONITORING

For CY 2022, PAIS produced, updated, and maintained the operation of LED Television installed at NIA Central Office Lobby, Photo Gallery, and PAIS Bulletin Board to keep NIAs and other relevant interested parties informed about the activities of the Agency.

- ✓ Reviewed/scanned daily all subscribed newspapers, seven broadsheets and five tabloids, and secured 180 newspaper clippings about the Agency.
- ✓ Monitored print, TV, radio, and news releases for appropriate action.
- ✓ Provided technical assistance to other NIA offices.
- ✓ Continuous monitoring and implementation of all Communications Plan nationwide and close coordination with Field PROs and Artist Illustrators.
- ✓ Established Inter-Department and Regional Linkage.
- ✓ Conducted the CY 2020 PAIS Year-End National Review and Planning Workshop (NRPW).
- ✓ A total of 249 announcements, advisories, and reminders were monitored, tracked, and delivered through NIA Public Address System.

LIBRARY MANAGEMENT

Provided references and other reading materials for researchers/readers some NIA projects. Likewise, entry of bibliographical data to the Library Management Information System (LMIS) is ongoing. As of December 2022, completed encoding, reclassification, and re-cataloging of 1,693 books and 3,870 collections.

OTHER ACTIVITIES AND ACCOMPLISHMENTS

❖ Issuance of Office Memoranda

- ✓ Office Circular No. 1, s. 2022 – Conduct of Flag Raising Ceremony for CY 2022
- ✓ Office Memorandum No. 136, s. 2022 – Creation of Pilot NIA Audio-Visual Team
- ✓ Office Memorandum No. 219, s. 2022 – Conduct of Agency's Flag Ceremony for CY 2023
- ✓ Memorandum Circular No. 105, s. 2022 – Reiteration of Unnumbered Memorandum dated January 11, 2016 on the Performance of Core and Support Functions of PROs
- ✓ Memorandum Circular No. 118, s. 2022 – NIA Events Coordination and Management
- ✓ Memorandum Circular No. 131, s. 2022 – Irigasyon Ngayon: The Official News Magazine Program of NIA
- ✓ Memorandum Circular No. 133, s. 2022 – All Publications Pertaining to the Agency
- ✓ Memorandum Circular No. 134, s. 2022 – Conduct of Media Coverage/Interview
- ✓ Memorandum Circular No. 150, s. 2022 – NIA Ushering 2023

❖ Membership on various committees, such as Dam Crisis Management Task Force, Governance Commission for Government-Owned and Controlled Corporations (GCG), International Commission for Irrigation and Drainage (ICID), International Organization for Standardization (ISO), Special Program Committee (SPC), Emergency Preparedness and Response Team, and Human Resource Merit Promotion and Selection Board (HRMPSB).

❖ Technical Advisor to management in relation to public affairs and information activities. Serves as Member of the Secretariat to NIA Managers' Conference.

❖ Attended to walk-in clients and other stakeholders.

❖ Monitored and summarized key points of 45 IATF Press Briefings of Cabinet Secretary Karlo Nograles and Press Briefings of Presidential Spokesperson Harry Roque.

❖ Monitored and summarized key points of 30 Talks to the Nation of President Rodrigo Duterte. The Top Management Officials are furnished with these activities.

❖ Secured the file copy of 60 COVID-19 Issuances (IATF Resolutions).

❖ Participated and complied with the requirements of ISO-related activities and Knowledge Management Team (KMT).

CUSTOMER SERVICE MANAGEMENT

Office of the President of the Philippines Malacañang

8888 CITIZENS' COMPLAINT CENTER

ACTING ADMINISTRATOR EDUARDO EDDIE G. GUILLÉN
National Irrigation Administration
National Government Center
EDSA, Diliman, Quezon City

Re: Monthly Report of the NIA as of December 31, 2022

Sir:

The 8888 Citizens' Complaint Center was established to serve as a mechanism where citizens may report their complaints and grievances on acts of red tape, as defined under Republic Act (RA) No. 9485, as amended by RA No. 11032, and/or corruption of any national government agency, government-owned or -controlled corporation, government financial institution, and other instrumentalities of the government.

Pursuant to Memorandum Circular No. 2022-1 item 4.4 of the Inter-Agency Task Force on the Harmonization of National Government Performance, Monitoring, Information and Reporting Systems or the Guidelines on the Grant of the Performance Based Bonus (PBB) for Fiscal Year 2022, the **resolution and compliance** to the 72-hour prescribed period to take action on all concerns from the 8888 Hotline shall form part of the requirements for government agencies and offices to receive PBB. In this regard, we will continue sending your agency's monthly resolution rate to inform you of your Office's monthly performance for guidance.

Please be informed that of the **105** citizens' concerns referred to your office from January 1, 2022 to December 31, 2022, **104** tickets were acted upon while 1 ticket is under processing or awaiting feedback as of this date. Your office has obtained a compliance rate of **94.29%** on the 72-hour compliance period and **99.05%** resolution rate on all referred concerns within this period. Please refer to the attached report or to your 8888 portal for the details.

We appreciate your cooperation and we hope for your assistance in ensuring that the concerns are acted upon as soon as practicable and effect updates through your 8888 portal.

We look forward to our continued partnership in the fight against red tape and corruption, and the improvement in the effectiveness and efficiency of government service delivery.

Very Truly Yours,

DIR. BERNADETTE B. CASINABE
Head, 8888 Citizens' Complaint Center



Office of the President - Office of the Executive Secretary
8888 Citizens' Complaint Center
Malacañang Compound, J. P. Laurel St., San Miguel Manila



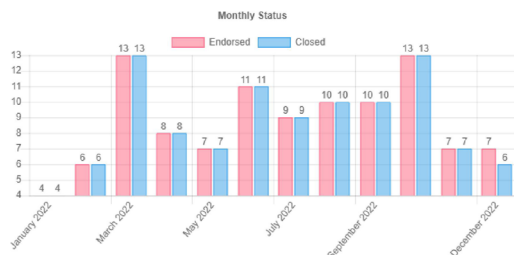
8888 Agency Statistics National Irrigation Administration (NIA) January 01, 2022 - December 31, 2022

Resolution Rate

Total	Acted Upon	Under Processing/ Awaiting Feedback	Unacted
105	104 (99.05%)	1 (0.95%)	0 (0%)

Compliance Rate

Total	Closed	Within 72h	Beyond 72h	Rate
105	104	99	5	94.29%



BREAKDOWN OF TICKETS BY CLASSIFICATION (NIA)							
Classification	Nature	Acted Upon	Under Processing	Unacted	Subtotal	Total	%
Integrity related concerns	Complaint against government official/employees	16	0	0	16	63	60%
	Complaint against government regulations/processes/services	46	1	0	47		
Legal concerns	Pending cases (Criminal/Civil/Administrative/Labor)	0	0	0	0	0	0%
	Executive clemency (Pardon/Parole/Commutation)	0	0	0	0		
	Legal advice/assistance	0	0	0	0		
Funding concerns	Government projects	2	0	0	2	2	1.9%
	Private organization	0	0	0	0		
Police assistance	Domestic problems (Juvenile delinquency/Spousal abuse)	0	0	0	0	0	0%
	Crime prevention/mitigation	0	0	0	0		
	Other Police concerns	0	0	0	0		
	Agrarian reform related	0	0	0	0		
Land/environmental concerns	Patent/Stewardship/Registration	0	0	0	0	0	0%
	Fisheries and aquatic resources	0	0	0	0		
	Environmental Practices	0	0	0	0		
	Repatriation	0	0	0	0		
OFW concerns	OFW benefits	0	0	0	0	0	0%
	Passports and other consular related issues	0	0	0	0		
	OFW Social Services	0	0	0	0		
	Government financial institutions	0	0	0	0		
Loans and other financial concerns	Private financial institutions	0	0	0	0	0	0%
	Utilities (Telecoms/Water/Electric)	0	0	0	0		
Consumer concerns	Transportation services	0	0	0	0	0	0%
	Goods and produce	0	0	0	0		
Medical concerns	Hospitalization/Hospital Bills	0	0	0	0	0	0%
	Medicines and medical devices (Implants, Prosthetics etc.)	0	0	0	0		
	Medical procedures	0	0	0	0		
	Housing application	0	0	0	0		
Housing concerns	Complaint against housing developer, HOA	0	0	0	0	0	0%
	Transportation	0	0	0	0		
Social services concerns	Educational	0	0	0	0	1	0.95%
	Burial	0	0	0	0		
	Livelihood	0	0	0	0		
	Financial	1	0	0	1		
	Housing	0	0	0	0		
	Employment	0	0	0	0		
	Relief Goods	0	0	0	0		
	Government insurance/pension/benefits	0	0	0	0		
Claims	Private insurance	0	0	0	0	2	1.9%
	Payment of just compensation	2	0	0	2		
Employment concerns	Government	4	0	0	4	4	3.81%
	Private	0	0	0	0		
Comments and suggestions	Comments and Suggestion	2	0	0	2	2	1.9%
Commendation	Commendation	1	0	0	1	1	0.95%
Miscellaneous	All other issues not covered	0	0	0	0	0	0%
Government Assistance	Complaint against private individuals/institutions	6	0	0	6	30	28.57%
	Government Services	24	0	0	24		
Total No. of Tickets		104	1	0	105	105	

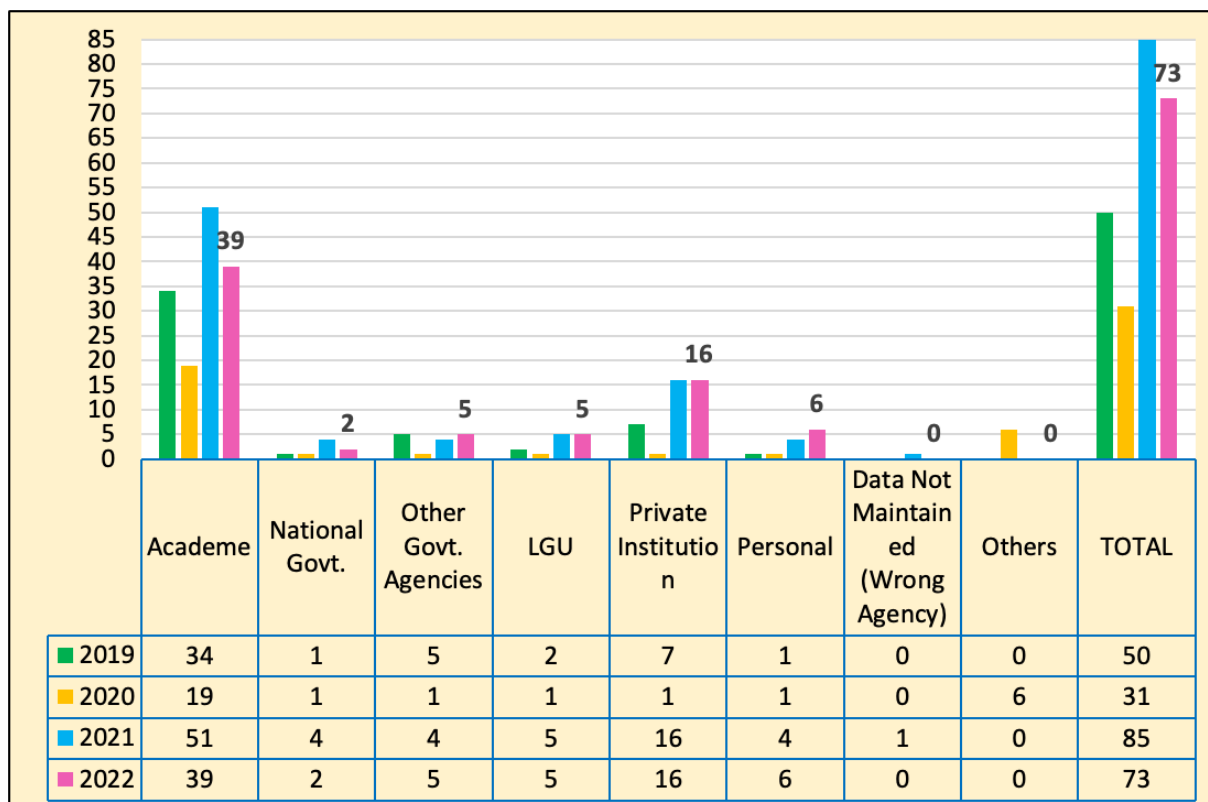
Prepared by:

JENICA MAD S. SUÑER
Presidential Staff Officer V, 8888 CCC

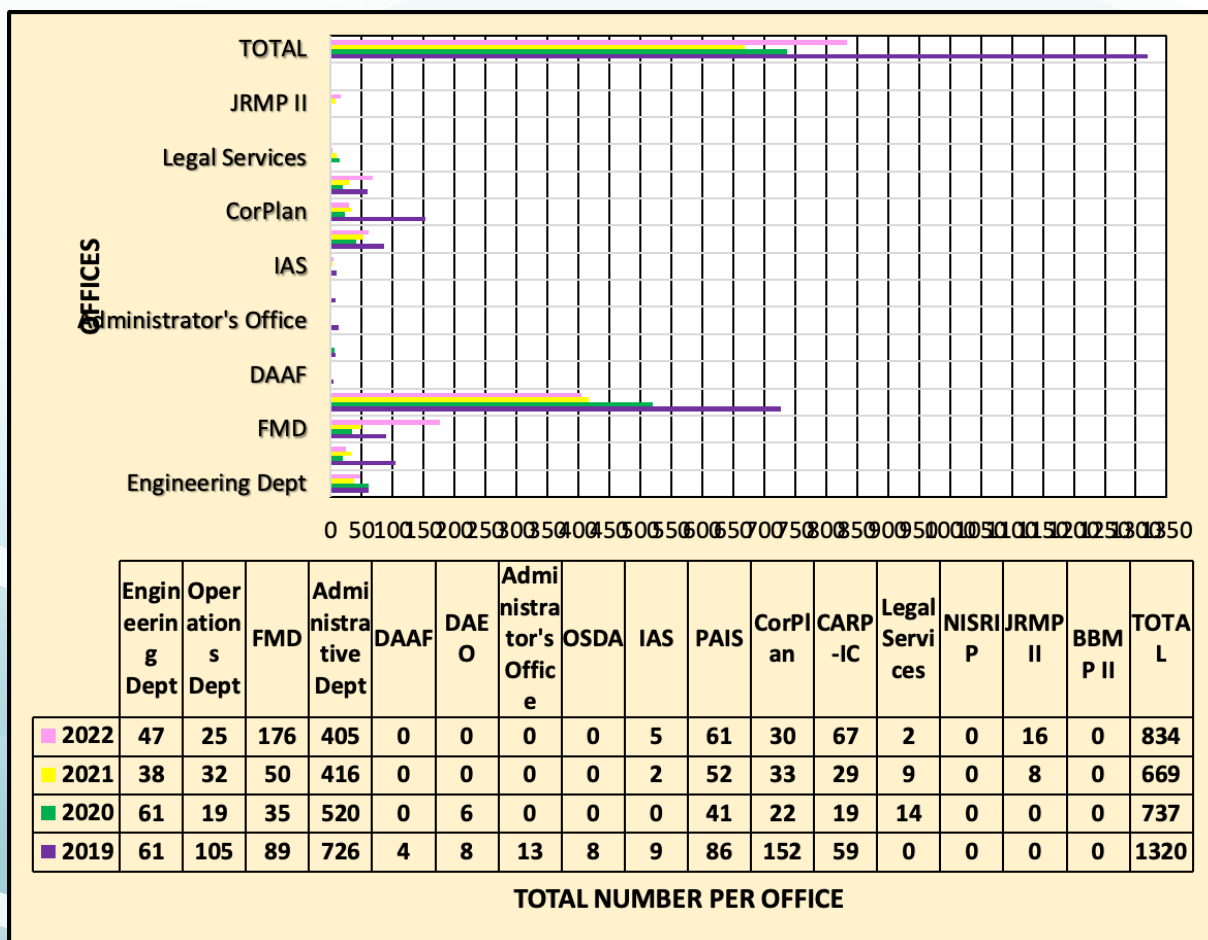
Approved by:

Dir. BERNADETTE B. CASINABE
Head, 8888 Citizens' Complaint Center

COMPARISON OF 2019, 2020, 2021 AND 2022 FOI REQUESTS PER INSTITUTION



COMPARISON OF CY 2019-2022 CFF FORMS PER OFFICE



CLIENT FEEDBACK FORMS (CFFs)

SUMMARY OF CLIENT FEEDBACK FORMS FOR THE YEAR 2022												
Service/Office	Very Satisfied (4)		Satisfied (3)		Dissatisfied (2)		Very Dissatisfied (1)		Total		Mean Rating	Verbal Interpretation
	f	P	f	P	f	P	f	P				
Staff Appearance	636	96.51	23	3.49	0	0.00	0	0.00	659	100.00	3.97	Very Satisfied
Staff Helpfulness	638	96.81	21	3.19	0	0.00	0	0.00	659	100.00	3.97	Very Satisfied
Speed/Efficiency	637	96.66	22	3.34	0	0.00	0	0.00	659	100.00	3.97	Very Satisfied
Job Knowledge	636	96.51	23	3.49	0	0.00	0	0.00	659	100.00	3.97	Very Satisfied
Quality of Service	637	96.66	22	3.34	0	0.00	0	0.00	659	100.00	3.97	Very Satisfied
Cleanliness	634	96.21	25	3.79	0	0.00	0	0.00	659	100.00	3.96	Very Satisfied
Orderliness/Neatness	633	96.05	26	3.95	0	0.00	0	0.00	659	100.00	3.96	Very Satisfied
GRAND MEAN											3.97	VERY SATISFIED

CY 2020	3.83	VERY SATISFIED
----------------	-------------	-----------------------

CY 2021	3.97	VERY SATISFIED
----------------	-------------	-----------------------

CY 2022	3.97	VERY SATISFIED
----------------	-------------	-----------------------

Mean Rating	Verbal Interpretation
3.26 – 4.00	Very Satisfied
2.51 – 3.25	Satisfied
1.76 – 2.50	Dissatisfied
1.00 – 1.75	Very Satisfied
Source: University of Lorraine - United Kingdom (2015)	



NATIONAL GREENING PROGRAM

Now on its 12th year, the National Irrigation Administration conducted the simultaneous Tree Planting Activity on watersheds nationwide on June 29, 2022 with the theme: “Trees. Water. Life. Greening the Philippines the NIA Way! The activity is part of the Agency’s National Greening Program (NGP) and 59th Founding Anniversary Celebration.

NIA Central Office officials/personnel joined the Tree Planting Activity in the watershed of Dumuloc Small Reservoir Irrigation Project located in Sitio Mapita, Aguilar, Pangasinan and in Agos River Irrigation System in Barangay Banugao, Infanta Quezon.

While faithfully fulfilling its mandate of developing all possible sources of water for irrigation, NIA commits itself in ensuring our country’s ecological balance through planting thousands of trees in its watersheds every year.

YEAR	AREA (in Hectares)	No. of Planted Seedlings
2022	111.097	26,963
2021	90.3322	46,289
2020	192.05	93,998

REGION/ PROJECTS	Area (in hectares)	Planted Species	No. of Planted Seedlings
CAR	2.892	G-melina, Narra, Coffee, Jackfruit, Tuwol, Mahogany, Umbrella Tree, Dita Tree, Avocado, Santol, Guyabano, Rambutan, and Chico	2,696
Region I	30.3	Cacao, Tibeg, Coffee, Kasoy, Duhat, Santol, Guyabano, Bamboo, Mulberry, Rambutan, Lanzones, Acacia, Narra, and Atis	5,621
Region III	6	Guyabano, Cashew, TaMar.ind, Duhat, Bamboo Kiling, Bayog Bamboo, Cacao, Camachile, Caballero, Lauan, Mangium, Bitag, Kupang, Mango, Sampaloc, Pomelo, Rambutan, Pongkan, Guapple, and Guavano	3,033
Region IV-A	3.2	Tambo, Coffee, Bamboo, Lipote, Cacao, Rambutan, Mango, Atis, Duhat, and Tiger Grass	2,300
Region V	2.29	Bamboo, Cacao, Coffee, Narra, Bitag, and Santol	547
Region VII		Water Apple, Coffee, Guyabano, Acacia, Rambutan, Guava, Water Apple, Avocado, Mango, Pomelo, Mar.ang, Jackfruit, Cacao, Durian, TaMar.ind, Santol, Taguilmboy, Bajay, Tugay, and Mahogany	4,166
JRMP-II	9.37	Apian, Ipil, Narra, Nimtree, Palawan Cherry, Sibucan, Talisay, Atis, Avocado, Banana, Bugnig, Chinese Batuan, Guava, Indian Mango, Kamansi, Kamagong, Kamonsil, Langka, Mar.ang, Meracle Fruit, Mulberry, Sambag, Santol, Star Apple, Narra, Putat, Toog, and Bamboo	2,628
Region X	4.975	Tuway, Kalumpit, Bartadlang, Cacao, Star Apple, Mango, Bagosalay, Tambagisa, Baliti, Narra, Kamagong, Nangka, Muszil, and Teak	2,044
Region XI	1.7	Mahogany and Molave	325
Region XII	43.64	Cherry Blossoms, Pine Trees, Mahogany, Bayog, Bamboo, and Lawaan	2,370
Region XIII	6.73	Narra, Dao, Rain Tree, Kamagong, Lanzones, Bamboo, Macopa, Hanagdong, Talisay Gubat, and Coconut	1,223
TOTAL	111.097		26,963



NATIONAL IRRIGATION ADMINISTRATION **PARTNER AGENCIES**

JAPAN INTERNATIONAL COOPERATION AGENCY TCP3

“THE HELP FOR IMPROVING OPERATIONS AND MAINTENANCE OF NIS.”



The National Irrigation Administration has committed to repair 11 irrigation systems as part of the National Irrigation Sector Rehabilitation and Improvement Project (NIS RIP). It is funded by the Japan International Cooperation Agency (JICA) under Loan Agreement No. PH-254 in the amount of 6.187 billion Yen to support the Philippine government's efforts to achieve rice sufficiency. The original total project cost of P4.007 billion was reduced to P3.134 billion by reallocating funds to the unavailable balance category, totaling 586.5 million Japanese Yen. During the final year of its implementation, NIS RIP completed the following projects: Sta. Barbara, Mal, Malatgao, Dumacaa, San Fabian, Porac-Gumain, Madongan, Solsona, Muleta.

NATIONAL CONFEDERATION OF IRRIGATORS ASSOCIATIONS (NCIA)



Registered in the Securities and Exchange Commission on October 13, 1997, the National Confederation of Irrigators Associations (NCIA) has a total number of 5,205 Irrigators' Association (IA) in the national and communal irrigation systems, 700,000 farmer-members, 80 provincial federations, 8 district federations, and 16 regional federations, including confederations in the two integrated systems.

The NCIA serves as a model for National Farmers Organization in achieving a sustainable irrigation operation, representing the interest of the irrigation farmers and work with policy making bodies for their support to attain agricultural development. With a vision to uplift the quality of life of the Filipino irrigation farmers and families nationwide, NCIA continues to be an ally of NIA supporting the 8-Point Socioeconomic Agenda of President Ferdinand E. Marcos Jr.

BOARD OF DIRECTORS



HON. FERDINAND R. MARCOS, JR.
President of the Philippines
Acting Secretary, Department of Agriculture
CHAIRMAN



DOMINGO F. PANGANIBAN
Senior Undersecretary
Department of Agriculture
MEMBER



GEN RICARDO R. VISAYA, Ret
Administrator
March 28, 2017 - July 21, 2022



BENNY D. ANTIPORDA
Acting Administrator
July 22, 2022 - November 13, 2022



ATTY. ERYL ROYCE R. NAGTALON
Senior Deputy Administrator
Officer-In-Charge
November 14, 2022- December 11, 2022



ENGR. EDUARDO EDDIE G. GUILLEN
Acting Administrator
National Irrigation Administration
VICE CHAIRMAN
December 12, 2022 - Present



ARSENIO M. BALISACAN
Secretary
National Economic and Development Authority
MEMBER



RODERICK M. PLANTA
Assistant Secretary
National Economic and
Development Authority
REPRESENTATIVE



FERNANDO MARTIN Y. ROXAS
President
National Power Corporation (NPC)
MEMBER



ATTY. MELCHOR P. RIDULME
Vice President, Legal Counsel
National Power Corporation (NPC)
REPRESENTATIVE



MANUEL M. BONOAN
Secretary
Department of Public Works and Highways
MEMBER



MARIA CATALINA E. CABRAL
Undersecretary
Department of Public Works and Highways
REPRESENTATIVE



GREGORIO G. SARMIENTO
Private Sector
MEMBER

CHAIRMAN	
HIS EXCELLENCY FERDINAND R. MARCOS, JR.	
President of the Philippines	
Professional Experience:	President of the Philippines Acting Secretary, Department of Agriculture Ex-Officio Chairman
Date of Appointment:	June 30, 2022
Birthday:	September 13, 1957 (65 yrs. Old)
Personal Circumstance:	<p>President Ferdinand R. Marcos Jr. has long championed agricultural development throughout his nearly four decades in public service—during his stint as Governor of Ilocos Norte, from 1983 to 1986 and from 1998 to 2007, and as lawmaker, first as the Representative of the Second District of Ilocos Norte from 1992 to 1995 and from 2007 to 2010, and second, as Senator from 2010 to 2016.</p> <p>Under his leadership as Governor, Ilocos Norte saw significant expansion in rice and corn production as well as in livestock. He was branded as “Rice czar” as the province became rice self-sufficient with an average of 296 percent sufficiency level.</p> <p>Also, for the whole period of his term, Ilocos Norte sustained more than 100% self-sufficiency in corn and other major commodities. The province is the number 1 garlic producer and second largest producer of mango in the region.</p> <p>Among the agriculture-related bills President BBM filed during his term as Senator were Senate Bill (SB) No. 14 or the proposed National Irrigation Program of 2013, SB 112 or the proposed National Seeds Production Act, SB 1863 or the proposed Anti-Rice Wastage Act, and SB 409 or the proposed Philippine Soybean Authority Act.</p> <p>During the 16th Congress, he was a member of the Committees on Agriculture and Food and Agrarian Reform, as well as the Agricultural and Fisheries modernization and Congressional Oversight Committee on Agrarian Reform.</p> <p>Now, as the country’s 17th President, President BBM made the unprecedented decision of designating himself as the concurrent head of the Department of Agriculture in the midst of the looming global food crisis. In his inaugural message on June 30, 2023 the President noted that the country’s agriculture sector “cries for urgent attention” after years of neglect and misdirection.</p>

MEMBER	
DOMINGO F. PANGANIBAN	
Senior Undersecretary Department of Agriculture	
Professional Experience:	Senior Undersecretary, Department of Agriculture Ex-Officio – Alternate Member
Date of Designation:	September 13, 2022

VICE CHAIRMAN	
ENGR. EDUARDO EDDIE G. GUILLEN	
Acting Administrator National Irrigation Administration	
Professional Experience:	Acting Administrator, National Irrigation Administrator Vice-Chairman Appointive Director
Date of Appointment:	December 12, 2022
Birthday:	April 5, 1965 (57 yrs. Old)
Personal Circumstance:	<p>Administrator Eduardo Eddie G. Guillen is a public servant long before he became NIA Acting Administrator as he served as the Municipal Mayor of his hometown, Piddig, Ilocos Norte for three (3) terms. He was first elected as Piddig Municipal Mayor in 2010 and he was able to prove his vision for agricultural development. He is also an advocate of empowering Micro, Small, and Medium Enterprises (MSMEs).</p> <p>As an incorruptible leader, a public servant, an agriculture expert, an inspiration speaker, a social welfare advocate, and a farmer, he received numerous awards in public service, good local governance and agricultural excellence. Due to his exemplary public service and convergence efforts, his hometown was coined by the UP Center for Integrative and Development Studies (2020) as a model of new normal in agriculture and resilient agri-institutions. Piddig was also a recipient of the “Galing Pook” for 2022. He was also awarded as one of the 10 Outstanding Ilocanos in 2014.</p> <p>As a licensed Civil Engineer, he served as a Local Government Unit (LGU) Consultant on Administration and Economic Enterprise Development and the Project Engineer of E.E. Salazar Construction. He also studied Strategic Business Economics Program (SBEP) at the University of Asia and the Pacific in 2015. In 2017, he was a scholar of Taipei Economic and Cultural Office – International Cooperation and Development Fund (TECO-ICDF) wherein he studied value-adding on agricultural products.</p> <p>With his vast knowledge and experiences in the fields of public service, engineering and construction and agriculture, Administrator Guillen was tapped by Pres. Ferdinand “Bongbong” Romualdez Marcos, Jr. to be the Acting Administrator of the National Irrigation Administration. His took is Oath of Office on the 12th Day of December 2022.</p> <p>Administrator Guillen was born on 05 April 1965 (57 yrs. Old). He is a graduate of Civil Engineering at Mapua Institute of Technology in 1987. A true-blooded Ilocano, he was born and raised by his parents who are both farmers, who inspired and motivates him to achieve his goal.</p>

MEMBER	
ARSENIO M. BALISACAN	
Secretary National Economic and Development Authority	
Professional Experience:	Secretary, National Economic and Development Authority Ex-Officio Member
Date of Appointment:	June 30, 2022
Birthday:	November 8, 1957 (65 yrs. Old)
Personal Circumstance:	<p>Dr. Arsenio M. Balisacan is an economist with extensive development policy, governance, and administration expertise acquired from over 35 years of professional work as a government official, non-governmental organization executive, economic adviser, researcher, and professor.</p> <p>A member of the regular faculty of the University of the Philippines School of Economics for over three decades, Professor Balisacan is serving as the first Chairman of the Philippine Competition Commission. Prior to this appointment, he was Socioeconomic Planning Secretary and, concurrently, Director-General of the National Economic and Development Authority (NEDA) in 2012-2016. In his capacity as NEDA Director-General, he served as Board Chairman of the Philippine Institute for Development Studies and as the first Board Chairperson of the Philippine Statistics Authority and the Public-Private Partnership Center of the Philippines.</p> <p>Previous to his Cabinet appointment, he was Dean of the UP School of Economics, Director-Chief Executive of the Southeast Asian Regional Centre for Graduate Study and Research in Agriculture (SEARCA), and Undersecretary for Policy and Planning of the Department of Agriculture. Before joining the UP faculty in 1987, he was Research Fellow at the East-West Center in Honolulu and Economist at the World Bank in Washington, D.C.</p> <p>Chairman Balisacan pursued his PhD in Economics from the University of Hawaii, MS in Agricultural Economics from the University of the Philippines Los Baños, and BS in Agriculture (magna cum laude) from the Mariano Marcos State University. He was born November 8, 1957 in Solsona, Ilocos Norte.</p>

REPRESENTATIVE	
RODERICK M. PLANTA	
Assistant Secretary National Economic and Development Authority	
Professional Experience:	Ex-Officio-Alternate Representative
Date of Designation:	July 25, 2022

MEMBER	
FERNANDO MARTIN Y. ROXAS	
President National Power Corporation	
Professional Experience:	Secretary, National Economic and Development Authority Ex-Officio Member
Date of Appointment:	September 15, 2022
Personal Circumstance:	<p>Fernando Martin Y. Roxas is an experienced management professional and a seasoned executive in the energy sector whose expertise included sustainable energy systems, financial and economic analysis, systems thinking and strategy management, and corporate planning.</p> <p>He worked with NAPOCOR as a geologist in 1978 and later became manager of the Corporate Planning Group in 1990 and the Strategic Planning Department in 1994. He also served as Group Manager of the Privatization and Restructuring External Office, an Ad-hoc group tasked to study and craft the Electric Power Industry Reform Act of 2001 (EPIRA).</p> <p>Before his appointment as Napocor CEO, he has been a professor for over 20 years at the Asian Institute of Management (AIM) where he teaches Systems Thinking, and Operations Management. He also served as a consultant to the World Bank, Asian Development Bank, and US Aid. He has produced several scholarly publications on tourism and sustainable energy and served as the executive director of the Dr. Andrew L. Tan Center for Tourism where he developed training programs on sustainable tourism applications. He was instrumental in the Department of Tourism's current strategy for rebooting local tourism.</p> <p>Pres. Roxas completed his degree in geology from the University of the Philippines and his master's degree in Engineering Geology from the Asian Institute of Technology in Bangkok, Thailand, both as a scholar. He also obtained a master's degree in business management from AIM and a doctorate in business administration from De La Salle University.</p>

REPRESENTATIVE	
ATTY. MELCHOR P. RIDULME	
Vice President/Legal Counsel National Power Corporation	
Professional Experience:	Ex-Officio-Alternate Representative
Date of Designation:	October 5, 2022

REPRESENTATIVE	
NAME	
Corporate Attorney B National Power Corporation	
Professional Experience:	Ex-Officio-Alternate Representative
Date of Designation:	November 10, 2022

MEMBER	
MANUEL M. BONOAN	
Secretary Department of Public Works and Highways	
Professional Experience:	Secretary, Department of Public Works and Highways Ex-Officio Member
Date of Appointment:	June 30, 2022 re-appointed October 4, 2022
Personal Circumstance:	<p>Manuel M. Bonoan currently serves as the Secretary of the Department of Public Works and Highways (DPWH) where he also previously served as Undersecretary and Assistant Secretary.</p> <p>Prior to being DPWH Secretary, he served as President and CEO for the Manila Toll Expressway Systems Inc., STAR Tollway Corporation, and Skyway Operations and Maintenance Corporations. He also served as a Consultant Adviser for the Infrastructure Sector of the San Miguel Corporation.</p> <p>A civil engineer by profession, he is a member of the Philippine Institute of Civil Engineers where he served as President from 2001 to 2003. He also served as President for the Society of Philippine Accredited Consultants and Road Engineering Association of the Philippines from 1998 to 1999 and 1994 to 1996, respectively. He is also a member of the Association of Government Civil Engineers of the Philippines, Philippine Water Works Association, and the Transportation Science Society of the Philippines.</p> <p>Sec. Bonoan was a recipient Most Outstanding Civil Engineer Award for 2006 awarded by the Philippine Regulation Commission (PRC) and Most Outstanding Consultant for 2000 given by Society of Philippine Accredited Consultants, Inc. (SPAC).</p> <p>Under his leadership, the department aims to create projects that will support the agriculture and tourism industries. They also intend to invite the private sector for public-private partnerships to address traffic congestion in line with a goal of providing an efficient, safe, and unimpeded mobility in the years ahead.</p>

REPRESENTATIVE	
MARIA CATALINA E. CABRAL, PHD	
Undersecretary National Economic and Development Authority	
Professional Experience:	Ex-Officio Alternate Member
Date of Designation:	August 01, 2022

REPRESENTATIVE	
GREGORIO G. SARMIENTO	
Representative of Rice and Corn Sector	
Professional Experience:	Appointive Member
Date of Appointment:	July 24, 2017
Personal Circumstance:	<p>Gregorio G. Sarmiento is an entrepreneur and is actively involved in community service. He is the founding and current chairperson of the Kalambuan sa Samal, a self-help grave roots level association of Marginal mongo farmers practicing natural and sustainable farming methods. He is the current Mindanao State Officer for Calamity Preparedness and Climate Change. He was the former President of the Padada Valley Association, Inc., an organization of businesspersons and professionals whose main advocacy is the education of poor but deserving students from the countryside.</p> <p>Greg Sarmiento is a BS Accountancy graduate from Holy Cross College of Digos (now Cor Jesu College), Digos City, Davao del Sur. He was born on 29 November 1956 in Padada, Davao del Sur.</p>

CORPORATE BOARD SECRETARY	
ATTY. MICHELLE G. RAYMUNDO	
National Irrigation Administrator	
Professional Experience:	Appointive Member
Date of Appointment:	June 1, 2021 to October 9, 2022
Personal Circumstance:	Atty. Michelle G. Raymundo is a member of Philippine Bar. Graduated Bachelor of Arts in Organizational Communication from UP Manila in 2005. In 2013 she completed her Bachelor of Laws degree in Lyceum of the Philippines, College of Law. Admission to the Bar in 2017.

CORPORATE BOARD SECRETARY	
ATTY. WILLIE ANN M. ANGSY	
National Irrigation Administrator	
Professional Experience:	Appointive Member
Date of Appointment:	October 10, 2022
Personal Circumstance:	Atty. Wiann is half Chinese, born and raised in the City of Manila. She earned her law degree at the De La Salle University and spent subsequent years working for law firms where she gained legal knowledge and applied her expertise in intellectual property and data privacy.

NIA TOP MANAGEMENT OFFICIALS



GEN RICARDO R. VISAYA, Ret
Administrator
March 28, 2017 - July 21, 2022



BENNY D. ANTIPORDA
Acting Administrator
July 22, 2022 - November 13, 2022



ENGR. EDUARDO EDDIE G. GUILLEN
Acting Administrator
December 12, 2022 - Present



ATTY. ERYL ROYCE R. NAGTALON
Senior Deputy Administrator
Officer-In-Charge
November 14, 2022 - December 11, 2022



ENGR. C'ZAR M. SULAIK
Deputy Administrator for
Engineering and Operations Sector



RALPH LAUREN A. DU
Deputy Administrator for
Administrative and Finance Sector

NIA DIRECTORY 2022

CENTRAL OFFICE EDSA, DILIMAN, 1100, QUEZON CITY Trunklines Connecting All Departments: 929-6071 to 79; 926-8090 to 91 and 929-3169 www.nia.gov.ph contact-us@nia.gov.ph facebook.com/nia.gov.ph		
Office	Tel. Number	Location
Office of the Corporate Board Secretary		
Office of the Corporate Board Secretary	926-3398	3/F, Bldg. B
Office of the Internal Audit Services		
Internal Audit Services	926-2411	2/F, Bldg. B
Office of the Administrator		
Office of the Administrator	922-2795	2/F, Bldg. B
Corporate Planning Services	922-5896	2/F, Bldg. B
Legal Services	926-2566	G/F, Bldg. B
Public Affairs and Information Staff	921-3741	G/F, Bldg. A
Office of the Senior Deputy Administrator		
Office of the Senior Deputy Administrator	928-1280	G/F, Bldg. B
Office of the Deputy Administrator for Engineering and Operations Sector		
Office of the Deputy Administrator	928-9311	G/F, Bldg. A
Engineering Department	925-4614	G/F, Bldg. A
Operations Department	925-8556	5/F, Bldg. A
	928-4130	2/F, Bldg. A
Office of the Deputy Administrator for Administrative and Finance Sector		
Office of the Deputy Administrator	926-2388	3/F, Bldg. A
	926-2165	G/F, Bldg. A
Administrative Department	922-4768	3/F, Bldg. A
	926-3165	
Financial Management Department	938-9245	2/F, Bldg. A

CORDILLERA ADMINISTRATIVE REGION		
Wangal, La Trinidad Benguet		
Tel. No. (074) 422-5064/2435/5393; Website. : www.car.nia.gov.ph ; E-mail niaregioncar@yahoo.com.ph		
Office	Office Address	Tel. Number
Engineering & Operations Division	Wangal, La Trinidad, Benguet	(074) 422-5393
Administrative & Finance Division	Wangal, La Trinidad, Benguet	(074) 422-2435
Regional Office-Abra-Benguet-Ifugao-Mt. Province Irrigation Office	Wangal, La Trinidad, Benguet	(074) 422-5064
Abra Satellite Office	Calaba, Bangued, Abra	(074) 614-6895
Benguet Satellite Office	Wangal, La Trinidad, Benguet	(074) 655-7260
Ifugao Satellite Office	Banting, Lamut, Ifugao	0999-950-5295
Mt. Province Satellite Office	Caluttit, Bontoc, Mt. Province	0928-9839-351
Alfonso Lista Pump Irrigation Project	Sto. Domingo, Alfonso Lista, Ifugao	(0920) 365-5214
Kalinga IMO	Bulanao, Tabuk City, Kalinga	(0998) 575-1078
Upper Chico River IS	Bulanao, Tabuk City, Kalinga	(0917) 162-9029
Apayao IMO	Main Office: Poblacion East, Flora, Apayao Sub-Office: Libertad, Abulug, Cagayan	(0998) 575-1078 (0917) 774-4542
West Abulug Apayao IS	Main Office: Poblacion East, Flora, Apayao Sub-Office: Libertad, Abulug, Cagayan	(0998) 575-1078 (0917) 774-4542

REGION I - ILOCOS REGION		
Brgy. Bayaoas, Urdaneta City, Pangasinan		
Tel. No. (075) 633-7130; Email: niarimoffice@yahoo.com.ph / nia.r1.rim@gmail.com / region-1@nia.gov.ph		
Office	Office Address	Tel. Number
Engineering & Operations Division	Bayaoas, Urdaneta City	(075) 633-7130
Administrative & Finance Division	Bayaoas, Urdaneta City	(075) 633-7130
Ilocos Norte IMO	San Nicolas, Ilocos Norte	(077) 676-1979
Sulvec Small Reservoir Irrigation Project	Sulbec, Pasuquin, Ilocos Norte	0917 573 0013
Ilocos Sur IMO	Sta. Maria, Ilocos Sur	(077) 604-0423
Barbar SRIP	Brgy. Bahet, San Ildefonso, Ilocos Sur	(077) 726-4156
Sta. Maria-Burgos RIS	Maharlika Highway, Poblacion Norte, Sta. Maria, Ilocos Sur	(077) 604-0423
La Union IMO	Agoo, La Union	(072) 687-0703
Amburayan-Masalip RIS	Sudipen, La Union	(072) 527-3126
Pangasinan IMO	Bayaoas, Urdaneta City	0920 953 6090
Agno-Sinocalan-San Fabian-Dumuloc RIS	Bayaoas, Urdaneta City	(075) 632-1801
San Fabian-Dumuloc RIS	San Fabian, Pangasinan	(075) 511-4300
Ambayoan-Dipalo RIS	Tayug, Pangasinan	(075) 633-3341
Lower Agno-Ambayoan-Dipalo RIS	Rosales, Pangasinan	(075) 632-7702

REGION II - CAGAYAN VALLEY REGION

Minante I, Cauayan City, Isabela

Tel. No. (078) 324-6784, 324-6784 ; Website: www.region2.nia.gov.ph; Email: niacag02@yahoo.com

Office	Office Address	Tel. Number
Regional Office	Nia Compound, Minante 1, Cauayan	(078) 324-6784
Engineering and Operations Division	Minante 1, Cauayan City, Isabela	(078) 307-0065
Construction Management Section	Minante 1, Cauayan City, Isabela	(078) 307-0065
Planning & Design Section	Minante 1, Cauayan City, Isabela	(078) 307-0065
Operation Section	Minante 1, Cauayan City, Isabela	(078) 307-0065
Equipment Management Section	Minante 1, Cauayan City, Isabela	(078) 307-0065
Institutional Development Section	Minante 1, Cauayan City, Isabela	(078) 307-0065
Administrative and Finance Division	Minante 1, Cauayan City, Isabela	(078) 307-0059
Finance Section	Minante 1, Cauayan City, Isabela	(078) 307-0059
Administrative Section	Minante 1, Cauayan City, Isabela	(078) 307-0059
Cagayan-Batanes IMO	Maddarulog, Solana, Cagayan	(078) 304-1840
Solana Pump/Lower Chico/Pinacanauan River Irrigation	Camasi, Peñablanca, Cagayan	0917-501-1749
Baggo/Iguig Alcala Amulung Pump Irrigation System	Baculud, Amulung, Cagayan	0917-247-4856
Dummun/ Zinundungan River Irrigation System	Lasam/Gattaran, Cagayan	0915-815-6839
Magapit Pump Irrigation System	Camalaniugan, Cagayan	0917-881-0703
East Apayao Abulug Irrigation System	Matucay, Allacapan, Cagayan	0917-719-0668
Banurbur Creek/Visitacion/Baua River Irrigation System	Maddalero, Buguey, Cagayan	0917-312-4941
Baggao Irrigation System	San Jose, Baggao, Cagayan	(0917) 517-9235
Banurbur Creek Irrigation System	Maddallero, Buguey, Cagayan	(0926) 735-8834
Dummun River Irrigation System	Nabaccayan, Gattaran, Cagayan	(0917) 517-9235
East Abulog-Apayao Irrigation System	Matucay, Allacapan, Cagayan	(0917) 518-6638
Iguig-Alcala-Amulung Irrigation System	Baculud, Amulung, Cagayan	(0917) 517-9235
Lower Chico River Irrigation System	Centro Tuao, Cagayan	(0936) 653-3456
Magapit Pump Irrigation System	Bulala, Camalaniugan, Cagayan	(0926) 735-8834
Pinacanauan River Irrigation System	Camasi, Penabalanca, Cagayan	(0936) 653-3456
Solana Pump Irrigation System	Sta. Cruz, Gonzaga, Cagayan	(0936) 653-3456
Visitation Irrigation System	Centro, Lasam, Cagayan	(0926) 735-8834
Isabela IMO	Minante 1, Cauayan City, Isabela	(078) 307-0012
Zinundungan River Irrigation System	Minante 1, Cauayan City, Isabela	(0917) 517-9235
Mallig River Irrigation System	Centro, Mallig, Isabela	(0917) 587-2049
Tumauini Irrigation System	Lingaling, Tumauini, Isabela	(0917) 621-6203
San Pablo-Cabagan Irrigation System	Garita, Cabagan, Isabela	(0977) 840-8634
Tumauini/Mallig/San Pablo Cabagan Irrigation System	Lingaling, Tumauini, Isabela	0917-555-5120
Dabubu/Dirip Irrigation Irrigation System	Brgy. San Antonio, San Agustin, Isabela	0935-179-2751
Nueva Vizcaya IMO	Capitol, Bayombong, Nueva Vizcaya	(078) 392-0284
Nv Bagabag Irrigation System	San Geronimo, Bagabag, Nueva Vizcaya	(078) 332-2953
Nueva Vizcaya IMO	Capitol Compound, District Iv, Bayombong, Nueva Vizcaya	(078) 321-2465
COLOCOL	Capitol Compound, District Iv, Bayombong, Nueva Vizcaya	(078) 321-2465
BAGABAG	San Geronimo, Bagabag, Nueva Vizcaya	0926-704-9611
Quirino IMO	Dibol, Saguday, Quirino	0977-805-7594
Addalam River Irrigation System	Dibul, Saguday, Quirino	0977-805-7594

MAGAT RIVER INTEGRATED IRRIGATION SYSTEM (MARIIS)
 Minante I, Cauayan City, Isabela
 Tel. No. : (078) 307-0037 ; E-Mail : niamariis_ho@yahoo.com

Office	Office Address	Tel. Number
Engineering & Operations Division	Cauayan City, Isabela	(078) 307-0048
Administrative and Finance Division	Cauayan City, Isabela	(078) 307-0047
Division I	Batal, Santiago City	(078) 420-1333
Division II	San Mateo, Isabela	(078) 323-0701
Division III	San Manuel, Isabela	(078) 652-1623
Division IV	Minante, Cauayan City, Isabela	(078) 307-0276
Dam & Reservoir Division (Drd)	Ramon, Isabela	(078) 260-3422

REGION III - CENTRAL LUZON
 Tambubong, San Rafael, Bulacan
 Tel. No. (044) 766-2467 ; 4839; 816-6808; Website: region3.nia.gov.ph Email: r3@nia.gov.ph, niaregion3@yahoo.com

Office	Office Address	Tel. Number
Engineering & Operations Division	Tambubong, San Rafael, Bulacan	(044) 766-4839
Administrative & Finance Division	Tambubong, San Rafael, Bulacan	(044) 816-6808
Equipment Management Section	Sabang, Baliwag, Bulacan	(044) 766-7704
Bulacan-Aurora-Nueva Ecija IMO	Tambubong, San Rafael, Bulacan	(044) 766-3888
Nueva Ecija Sub Office	Cabanatuan City, Nueva Ecija	(044) 958-9776
Aurora Sub Office	San Luis, Aurora	
Pampanga-Bataan IMO	Solib, Floridablanca, Pampanga	(045) 305-7816
Porac-Gumain RIS	Solib, Floridablanca, Pampanga	(045) 970 0622
Colo-Caulaman RIS	Dinalupihan, Bataan	(047) 263 4983
Pampanga-Delta RIS	San Luis, Pampanga	
Tarlac-Zambales IMO	Brgy. Jefmin, Concepcion, Tarlac	(045) 491-4323
Tarlac San Miguel O'donnel RIS	Matatalaib, Tarlac City	(045) 982-1064
Camiling RIS	Malacampa, Camiling, Tarlac City	(045) 934-1832
Nayom-Bayto RIS	Sta. Cruz, Zambales	0949-419-6250
Bucao RIS	Botolan, Zambales	

UPPER PAMPANGA RIVER INTEGRATED IRRIGATION SYSTEMS (UPRIIS)
 Maharlika Highway, Cabanatuan City, Nueva Ecija
 Tel No. (044) 958-9709 / (044) 958-9711 / (044) 958-9712, Email: niaupriis@yahoo.com/upriis@nia.gov.ph/niaupriisodm@gmail.com

Office	Office Address	Tel. Number
Engineering & Operations Division	Maharlika Highway, Cabanatuan City	(044) 958-9711 LOC 103
Administrative & Finance Division	Maharlika Highway, Cabanatuan City	(044) 958-9701 LOC 104
Division I	Malayantoc, Sto. Domingo, Nueva Ecija	(044) 958-9711 LOC 105
Division II	Poblacion Sur, Talavera, Nueva Ecija	(044) 958-9711 LOC 106
Division III	Maharlika Highway, Cabanatuan City	(044) 958-9711 LOC 107
Division IV	Bayanihan, Gapan City, Nueva Ecija	(044) 958-9711 LOC 108
Division V	Maturanoc, Guimba, Nueva Ecija	(044) 958-9711 LOC 109
Interim Division VI	Cinense, Talugtug, Nueva Ecija	(044) 958-9711 LOC 110
Dam & Reservoir Division (DRD)	Fatima, Pantabangan, Nueva Ecija	(044) 958-9711 LOC 111

REGION IV-A - CALABARZON
National Highway, Brgy. Santa Clara Sur, Pila, Laguna
Tel. No. : (049) 559-0727 ; E-mail : niaregion4@yahoo.com.ph

Office	Office Address	Tel. Number
Regional Office	Pila, Laguna	(049) 559-0727
Engineering & Operations Division	National Highway, Brgy. Santa Clara Sur, Pila, Laguna	(049) 559-723
Administrative & Finance Division	National Highway, Brgy. Santa Clara Sur, Pila, Laguna	(049) 559-0722 Admin (049) 559-0725 Finance
Cavite-Batangas IMO	Naic, Cavite	(046) 412-0282
Batangas PIO	Batangas City, Batangas	0917-715-0797
Cavite FLIS	Naic, Cavite	0917-711-4835
Palico RIS	Nasugbu, Batangas	0917-715-0797
Laguna-Rizal IMO	Pila, Laguna	(049) 559-0735
Balanac Office	Brgy. Biñan, Pagsanjan, Laguna	(049) 559-0735 / 559-0533
Laguna FLIS	Brgy. Mamatid, Cabuyao, Laguna	(049) 576-3895
Sta. Maria - Mayor RIS	Sta. Maria, Laguna	0956-841-4903
Rizal CIS	Baras, Rizal	(049) 559-0735/ 559-0533
Quezon IMO	Genes Aguilar Street, Brgy. 10, Lucena City, Quezon	(042) 710-3470
Dumacaa-Hanagdong-Lagnas RIS	Genes Aguilar Street, Brgy. 10, Lucena City, Quezon	(042) 710-3470
Agos RIS	Infanta, Quezon	(042) 535-2471
Quipot IP	Brgy. Paiisa, Tiaong, Quezon	(042) 545-6626

REGION IV-B - MIMAROPA REGION
Bayanan II, Calapan City, Oriental Mindoro
Telefax No. (043) 288-7267 ; Website : region4b.nia.gov.ph ; E-mail : nia4b_mimaropa@yahoo.com

Office	Office Address	Tel. Number
Engineering & Operations Division	Calapan City, Oriental Mindoro	(043) 288-7491 (043) 288-7298
Administrative & Finance Division		
Mindoro Oriental-Marinduque-Romblon (Momaro) IMO		
Baco-Bucayao RIS	Pinamalayan, Oriental Mindoro	(043) 284-3152
Pula-Bansud RIS		
Marinduque Office	Boac, Marinduque	(042) 332-0450
Romblon Office	Odiongan, Romblon	(042) 567-5366
Occidental Mindoro IMO	San Jose, Occidental Mindoro	(043) 457-0250
Caguray RIS	Magsaysay, Occidental Mindoro	(043) 457-0250
Lumintao RIS	Rizal, Occidental Mindoro	
Amnay RIS	Sablayan, Occidental Mindoro	
Rizal RIS	Sta. Cruz, Occidental Mindoro	
Palawan IMO	Puerto Princesa City, Palawan	(048) 433-4368
Malatgao/Batang-batang RIS	Narra, Palawan	(048) 723-2294

REGION V - BICOL REGION Panganiban Drive, Naga City Tel. No. : (054) 871-5611		
Office	Office Address	Tel. Number
Office Of The Regional Manager	G/F Regional Office Compound Paganiba Drive, Naga City	(054) 871-5604
Engineering & Operations Division	2nd/ F Regional Office Compound Panganiban Drive, Naga City	(054) 472-2121
Administrative & Finance Division	G/F Regional Office Compound Paganiba Drive, Naga City	(054) 871-5611
Albay-Catanduanes Imo (Interim)	Tuburan, Ligao City, Albay	(052) 485-1772 (0929) 295-1007
South Quinale-Cabilogan San Juan-Mahaba-Nasisi-Ogsong Hibiga Ris		
Catanduanes Sub-Office	Calatagan, Virac, Catanduanes	(052) 740-5383
Camarines Norte Imo (Interim)	Lag-On, Daet, Camarines Norte	(054) 440-0717
Daet-Talisay-Matogdon RIS		
Camarines Sur IMO	Panganiban Drive, Naga City	(054) 472-3593
Cagaycay RIS	San Jose, Camarines Sur	(054) 454-2034
Libmanan-Cabusao RIS	Libmanan, Camarines Sur	(054) 511-9459
Rinconada Integrated IS	Sta. Elena, Iriga City	(054) 299-6228
Tigman-Hinagyanan-Inarihan RIS	Sta. Lucia, Magarao, Camarines Sur	(0920) 465-7848 (054) 881-8633
Sorsogon-Masbate Imo (Interim)	Buhatan, Sorsogon City	(0947) 520-9589
San Ramon-San Francisco RIS		
Masbate Sub-Office	Brgy. Nursery, Masbate City	(056) 578-6362

REGION VI - WESTERN VISAYAS Brgy. Tacas, Jaro, Iloilo City Telefax No.: (033) 320-3862 / 320-9178 / 320-3863; E-mail: r6@nia.gov.ph		
Office	Office Address	Tel. Number
Engineering & Operations Division	Brgy. Tacas, Jaro, Iloilo City	
Administrative & Finance Division	Brgy. Tacas, Jaro, Iloilo City	
Iloilo-Guimaras IMO	Brgy. Tacas, Jaro, Iloilo City	(033) 320-0622
Aganan-Sta. Barbara RIS	Brgy. Tacas, Jaro, Iloilo City	(033) 320-2500 LOC: 103
Sibalom RIS	Brgy. Baguingin, Tigbauan, Iloilo	(033) 511-8004
Jalaur-Suage RIS	Brgy. Cato-Ogan, Pototan Iloilo	(033) 529-7619
Barotac Viejo RIS	Brgy. San Lucas, Barotac Viejo, Iloilo	(033) 504-7261
Aklan-Capiz IMO	Linabuan Sur, Banga, Aklan	(036) 0267-6764
Aklan-Panakuyan RIS	Linabuan Sur, Banga, Aklan	(036) 267-6764
Mambusao RIS	Navarra Avenue, Mambusao, Capiz	(036) 658-0408
Antique IMO	Villabert-Jimenez, San Jose, Antique	(036) 540-8743
Sibalom-San Jose RIS	Villabert-Jimenez, San Jose, Antique	(036) 540-8743
Negros Occidental IMO	Celis St. Bago City, Negros Occidental	(034) 454-2033
Bago River Irrigation System	Celis St. Bago City, Negros Occidental	(034) 732-5099
Pangipian River Irrigation System	Payao, Binalbagan, Negros Occidental	(034) 454-2033

REGION VII - CENTRAL VISAYAS
J.A. Clarin St. Brgy. Dao, Tagbilaran City
Telefax No.: (38) 427-1018 ; E-mail: niaregion7@yahoo.com

Office	Office Address	Tel. Number
NIA Region VII Regional Office	Dao District, Tagbilaran City, Bohol	(038) 427-1018
Engineering & Operations Division	J.A. Clarin St., Dao District, Tagbilaran City	(038) 427-1018
Engineering Section		
Operations Section		
Administrative & Finance Division		(038) 501-9544
Finance Section		
Administrative Section		
Negros Oriental Satellite Office	Sibulan, Negros Oriental	(035) 531-2589
Cebu Office	Banilad St., Cebu City	(032) 416-2757
Bohol Office	J.a. Clarin St., Dao District, Tagbilaran City	(038) 501-7150
Siquijor Office	Lazi Siquijor	(038) 501-7150
Bohol Integrated Irrigation System	Malinao, Pilar, Bohol	(038) 501-8465
Malinao IS	Malinao, Pilar, Bohol	0946-225-5034
Bayongan IS	Calanggaman, Ubay, Bohol	0998-804-0056
Capayas IS		0926-391-7538
Talibon SRIS	Zamora, Talibon, Bohol	0910-571-3218

REGION VIII - EASTERN VISAYAS
Marasbas, Tacloban City
Tel. No. (053) 323-6743; Fax. No.: (053)323-9195

Office	Office Address	Tel. Number
Engineering & Operations Division	Marasbas, Tacloban City	323-7596
Administrative & Finance Division	Marasbas, Tacloban City	323-6380/321-7894
Biliran-Leyte Del Norte-Leyte Del Sur IMO	Marasbas, Tacloban City	888-1514
Binahaan-Tibak ISO	Tanauan, Leyte	09167735154 09502022628
Mainit-Pongso-Bao ISO	Alangalang, Leyte/Ormoc City	0945-965-2099
Bito-Hindang-Hilongos-Das-Ay-Balire-Ibawon-Gibuga Daguitan-Guinarona-Marabong ISO	Macarthur, Leyte	0919-640-8160
Interim Eastern-Western Samar IMO	Catbalogan City, Samar	(055) 543-8431
Basey IP	Basey, Samar	(0917) 713-9664
Sta. Rita SRIP	Sta. Rita, Samar	
Interim Northern Samar IMO	Catarman, Northern Samar	0927-417-8944
Cutubig Satellite Office	Catubig, Northern Samar	(0915) 987-1815

REGION IX - ZAMBOANGA PENINSULA National Highway, Tawagan Norte, Labangan, Zamboanga del Sur Tel. No. : (062) 945-3512; Fax No.(062) 945-3512		
Office	Office Address	Tel. Number
Engineering & Operations Division	Tawagan Norte, Labangan, Zamboanga Del Sur	(062) 945-3512
Administrative & Finance Division	Tawagan Norte, Labangan, Zamboanga Del Sur	(062) 945-3512
Zamboanga Del Sur I IMO	Labangan, Zamboanga Del Sur	(062) 945-4071
Labangan RIS		(062) 945-4071
Salug RIS	Molave, Zamboanga Del Sur	(062) 945-7764
Dipolo RIS		(062) 945-7764
Zamboanga Sibugay IMO	Ipil, Zamboanga Del Sur	0917-705-2856 / 0948-871-3237
Sibuguey Valley IS	Bayog, Zamboanga Del Sur	0977-810-7859
Zamboanga Del Norte Regional Sub-Office	Gulayon, Dipolog City	(065) 917-5528
Zamboanga-Balisan-Sulu-Tawi2x Regional Sub-Office	Gov. Ramos Ave., Zamboanga City	(062) 991-1081

REGION X - NORTHERN MINDANAO Villarin St., Carmen, Cagayan De Oro City Tel. No. : (088) 858 3256 / (088) 880 2530		
Office	Office Address	Tel. Number
Engineering & Operations Division	Villarin St., Carmen, Cagayan De Oro City	(088) 880-2530 Loc. 106
Administrative & Finance Division	Villarin St., Carmen, Cagayan De Oro City	(088) 880-2530 (101)
Bukidnon Imo	Bagontaaas, Valencia City, Bukidnon	(088) 828-0656
Pulangui RIS Muleta RIS Roxas-Kuya RIS Manupali RIS	Valencia City, Bukidnon Maramag, Bukidnon Malaybalay City	
Lamisca IMO	Barra, Opol, Misamis Oriental	
Maranding RIS Balingasag RIS	Lanao, Lanao Del Norte Misamis Oriental	
Lanao Del Sur Interim IMO	Taraka, Lanao Del Sur	(0906) 957-1845
Rugnan RIS Malaig RIS		

REGION XI - DAVAO REGION Bolton St., Davao City Telefax No. : (082) 224-0717		
Office	Office Address	Tel. Number
Engineering & Operations Division	Bolton St., Davao City	(082) 225-1085 (082) 227-3852
Administrative & Finance Division		(082) 224-0718
Davao Del Sur IMO	Lapu-Lapu St., Digos City, Davao Del Sur	(082) 237-6789
Davao Del Norte IMO	Carmen, Davao Del Norte	(084) 628-6518
Davao Oriental IMO	Lupon, Davao Oriental	(0938) 318-7763 (087) 808-0063
Compostela Valley IMO	Compostela Valley, Compostela Province	(0917) 895-4390

REGION XII - SOCCSKSARGEN Villarica, Midsayap, Cotabato Contact No.: (064) 521-6669; (064) 248-0548 Email Address: r12@nia.gov.ph Website: http://region12.niagov.ph		
Office	Office Address	Tel. Number
Engineering & Operations Division	Villarica, Midsayap, North Cotabato	(064) 248-0594/ 0917-519-8009
Administrative & Finance Division	Villarica, Midsayap, North Cotabato	(064) 521-6669
North Cotabato IMO	Amas, Kidapawan City	(064) 572-6150
Kabacan RIS	Katidtuan, Kabacan, North Cotabato	0956-693-7609
Libungan RIS	Villarica, Midsayap, North Cotabato	(064) 229-8921
Maridagao RIS	Batulawan, Pikit, North Cotabato	(0920) 294-8518
Mlang/Malasila RIS	Buayan, Mlang, North Cotabato	0907-189-9818
Maguindanao IMO	Rosales St., Cotabato City	(064) 421-1699
Alip RIS	Datu Paglas, Maguindanao	(0927) 600-4044
Kabulnan/Talayan RIS	Shariff Aguak, Maguindanao	09263953585
Pagalungan RIS	Rosales St., Cotabato City	(0927) 600-4044
South Cotabato-Sarangani IMO	Bo. 6, Koronadal City	(083) 228-1022
Ala RIS	Dajay, Surallah, South Cotabato	(083) 238-5125
Marbel-Banga RIS	Bo. 6, Koronadal City	(083) 238-1462
Sarangani-Pio/Silbris (Ro Sub-Office)	Camia St. Extn., Gen. Santos City	(083) 552-1433
Sultan Kudarat IMO	Isulan, Sultan Kudarat	(064) 471-0268 (0920) 017-8440
Lambayong/Tacurong RIS	Kapingkong, Lambayong, Sultan Kudarat	

REGION XIII - CARAGA Bancasi, Butuan City Tel. No. (085) 815-2601		
Office	Office Address	Tel. Number
Engineering & Operations Division	EOD Office, 2nd Floor, Regional Office, Bancasi, Butuan City	(085) 342-3000 (085) 815-2599
Administrative & Finance Division	AFD Office, Ground Floor, Regional Office, Bancasi, Butuan City	(085) 342-1406 (085) 815-2603
Engineering Section	EOD Office, 2nd Floor, Regional Office, Bancasi, Butuan City	(085) 342-3000 (085) 815-2599
Operations Section	EOD Office, 2nd Floor, Regional Office, Bancasi, Butuan City	(085) 342-3000 (085) 815-2599
Administrative Section	AFD Office, Ground Floor, Regional Office, Bancasi, Butuan City	(085) 342-1406 (085) 815-2603
Finance Section	AFD Office, Ground Floor, Regional Office, Bancasi, Butuan City	(085) 342-1406 (085) 815-2603
Sta. Josefa Pump Irrigation Project	Sta. Josefa, Agusan Del Sur	
Agusan Del Norte, Surigao Del Norte, Dinagat Island (Asdi) IMO	IMO Office , Ambago, Butuan City	(085) 817-3010
Cabadbaran-Taguibo River Irrigation System (Cabtris)	Sanghan, Cabadbaran City, Agusan Del Norte	
Lower Agusan River Pump Irrigation System (Larpis)	Ambago, Butuan City	(085) 815-5832
Surigao Del Norte Satellite - Office	Surigao City, Surigao Del Norte	(086) 310-1054
Agusan Del Sur (Ads) IMO	IMO Office, Rosario, Agusan Del Sur	C/O (085) 343-7379
Andanan-Wawa River Irrigation System (AwRIS)	Cagbas, Bayugan, Agusan Del Sur	
Gibong River Irrigation System (GRIS)	Gibong, Prosperidad, Agusan Del Sur	(085) 343-7379
Simulao River Irrigation System (SRIS)	Trento, Agusan Del Sur	
Baobo River Irrigation System (BRIS)	Baobo, Agusan Del Sur	
Surigao Del Sur (SDS) IMO	IMO Office, Tabon-Tabon, Tago, Surigao Del Sur	(086) 214-3155
Tago River Irrigation System (TRIS)	Imo Office, Tabon-Tabon, Tago, Surigao Del Sur	(086) 214-3155
Cantilan Irrigation System (CANTIS) Cantilan, Surigao Del Sur	Madrid, Surigao Del Sur	(086) 213-4071
Umayam River Irrigation Project (URIP)	Trento, Agusan Del Sur	(085) 255-2939

PROJECT MANAGEMENT OFFICES		
Project Office	Office Address	Tel. Number
Lower Agno River Irrigation System Extension Project (LARISIP)	Tomana East, Rosales, Pangasinan	(075) 582-3188
Tarlac Balog-Balog Multipurpose Project (BBMP) Phase II	Matatalaib, Tarlac City	(045) 982-0443
Comprehensive Agrarian Reform Program Irrigation Component (CARP-IC)	4/F Iec Bldg., National Irrigation Administration, Edsa, Diliman, Quezon City	(02) 928-8841
Pinipisakan Irrigation Project	Capitol Site, Brgy. Dalakit, Catarman, Northern Samar	(055) 500-9150
Jalaur River Multipurpose Project Stage II (Jrmp II)	Brgy. Tacas, Jaro, Iloilo	(033) 330-8070 (0919) 309-4545
Malitubog-Maridagao Irrigation Project (MMIP) Phase II	Villarica, Midsayap, Cotabato	(064) 229-8843
National Irrigation Sector Rehabilitation And Improvement Project (NISRIIP)	4/F Bldg. B, National Irrigation Administration, Edsa, Diliman, Quezon City	(02) 929-6071 Loc. 222 (02) 709-9661
Umayam River Irrigation Project / Sta. Josefa Pump Irrigation Project	Nia-Sris Compound, Trento, Agusan Del Sur	(085) 255-2487
Chico River Pump Irrigation Project	Palca, Tuao East, Cagayan	0917-6388-159



Produced by the
Public Affairs and Information Staff
National Irrigation Administration
EDSA, Diliman, Quezon City
www.nia.gov.ph