



NATIONAL  
IRRIGATION  
ADMINISTRATION

# 2018 ANNUAL REPORT

TRANSFORMING CHALLENGES INTO  
INFINITE OPPORTUNITIES



# NATIONAL IRRIGATION ADMINISTRATION


## OVERVIEW

The National Irrigation Administration (NIA) is a government-owned and controlled corporation primarily responsible for irrigation development and management. It was created under Republic Act (RA) 3601 on 22 June 1963. Its charter was amended by Presidential Decree (PD) 552 on 11 September 1974 and PD 1702 on 17 July 1980. Both increased the capitalization and broadened the authority of the Agency.

NIA's forerunner was the Irrigation Division of the defunct Bureau of Public Works. NIA was placed under the Office of the President (OP) upon its creation. It was attached to the Department of Public Works, Transportation, and Communication under PD No.1, dated 23 September 1972. The issuance also integrated all irrigation activities under the Agency. The Administrative Code of 1987, dated 25 July 1987, attached NIA to both the Department of Public Works and Highways (DPWH), and Department of Agriculture (DA). But NIA remained attached to DPWH. It was transferred to OP pursuant to Executive Order No. 22, dated 14 September 1992. Then, it was attached to DA under Administrative Order No. 17, dated 14 October 1992.

Executive Order No. 165, Transferring the National Food Authority, National Irrigation Administration, Philippine Coconut Authority, and Fertilizer and Pesticide Authority to the Office of the President, 5 May 2014. Memorandum Order No. 70, Providing for the functions of the Presidential Assistant for Food Security and Agricultural Modernization, 5 May 2014.

Memorandum from the Executive Secretary - Office of the President, the Secretary of the Office of the Cabinet Secretary was designated Acting Chairperson of the NIA Board of Directors, 3 November 2016.



### ABOUT THE COVER

The 2018 Annual Report Cover is an abstract design that mimics “flow” which connotes water. Ultra Violet which is the Pantone color of 2018 is used along with the shades of blue, representing water.

Designed by Freepik

### VISION

By 2020, NIA is a professional and efficient irrigation Agency contributing to the inclusive growth of the country and in the improvement of the farmers' quality of life.

### MISSION

To construct, operate, and maintain irrigation systems consistent with integrated water resource management principles to improve agricultural productivity and increase farmers' income.

### QUALITY OBJECTIVES

1. Increased irrigated areas contributing to agricultural productivity;
2. Attained satisfaction of farmers;
3. Improved planning, design, and implementation of irrigation and multipurpose projects to be climate change adaptive;
4. Ensured efficient and effective operation and maintenance of irrigation systems;
5. Improved budget utilization and revenue generation from non-irrigation sources;
6. Adopted a results-based performance culture; and
7. Improved management information systems and processes.

### CORE VALUES

Commitment - Integrity - Professionalism



## QUALITY POLICY

We commit to provide efficient, effective, and sustainable irrigation services aimed towards the highest satisfaction of the Filipino farmers.

We strive for the attainment of our strategic themes of Technical and Operational Excellence, and Good Governance through partnership with the farmers and other relevant interested parties.

We abide with applicable legal and international requirements.

We remain dedicated to the core values of Commitment, Integrity, and Professionalism to continually improve the NIA's Quality Management System.

## POWERS AND FUNCTIONS

The powers and functions of NIA under R.A. 3601, as amended by P.D. 552 and P.D. 1702, include the following:

- To investigate, study, and develop all available water resources in the country, primarily for irrigation purposes;
- To plan, design, construct, and/or improve all types of irrigation projects and appurtenant structures;
- To operate, maintain, and administer all national irrigation systems (NIS);
- To supervise the operation, maintenance, and repair, or otherwise, administer temporarily all communal and pump irrigation systems constructed, improved, and/or repaired wholly or partially with government funds;
- To delegate the partial or full management of NIS to duly organized cooperatives and associations;
- To construct multipurpose water resources projects designed primarily for irrigation, and secondarily for hydraulic power development and/or other uses, such as flood control, drainage, land reclamation, domestic water supply, roads and highway construction, and reforestation, among others, provided that the plans, designs, and the construction thereof, shall be undertaken in coordination with the agencies concerned, and
- To charge and collect from the beneficiaries of the water from all irrigation systems constructed by or under its administration, charges as may be necessary to:
  - cover the cost of operation, maintenance, and insurance,
  - recover the cost of construction within a reasonable period of time to the extent consistent with government policy, and
  - recover funds or portions thereof expended for the construction and/or rehabilitation of communal irrigation systems (CIS) which shall accrue to a special fund for irrigation development.



### 4 - POINT AGENDA OF ADMINISTRATOR RICARDO R. VISAYA

- 1 Eradicate graft and corruption.
- 2 Institute measures to improve delivery of services, such as but not limited to modernization of equipment for operations and project implementation.
- 3 Strengthen NIA organization.
- 4 Develop human resources and improve their capabilities.

# TABLE OF CONTENTS

	<u>Page</u>
<b>National Irrigation Administration:</b>	
Vision, Mission, Objectives, Quality Policy, and Powers and Functions	ii
<b>The Administrator's Report</b>	1
<b>Engineering and Operations</b>	
<b>Engineering</b>	2
<b>Planning and Development of Irrigation Projects</b>	2
<b>Project Preparation Activities</b>	2
<b>Project Implementation</b>	3
Foreign-Assisted Projects	3
Locally-Funded Projects	5
Continuing Appropriations	6
Convergence Projects	6
Hydropower Development Projects	7
<b>Status of Irrigation Development</b>	9
<b>Operations and Maintenance</b>	
Operations and Maintenance of Irrigation Systems	10
Systems Management	10
National Irrigation Systems	10
Communal Irrigation Systems	11
Institutional Development Program	12
Equipment Management	13
Irrigation Engineering Center	14
<b>Administrative</b>	
Human Resources Management and Development	16
Procurement and Property	19
General Services Division	19
Medical and Dental Services	20
Civil Security Affairs	20
Energy Conservation Program	21
<b>Financial Management</b>	
Statement of Financial Position	22
Statement of Financial Performance	23
Statement of Changes in Net Assets/Equity	24
Statement of Cash Flows	25
<b>GCG-NIA's Performance Scorecard for 2018</b>	28
<b>Internal Audit Services</b>	29
<b>Legal Services</b>	31
<b>Public Affairs and Information Staff</b>	32
<b>Trees. Water. Life. 2018</b>	34
<b>Partner Agencies</b>	36
<b>The Board of Directors</b>	37
<b>The Executive Committee</b>	44
<b>Program Thrusts for 2019</b>	45
<b>2018 NIA PRAISE Awardees</b>	46
<b>Directory of Officials 2019</b>	48

# ADMINISTRATOR'S REPORT



**NIA ADMINISTRATOR**

NIA pursued the implementation of 140 infrastructure projects for CY2018 distributed as 40 projects in Luzon, 31 in Visayas, 18 in Mindanao, and 51 in selected provinces nationwide. Other activities for the year were planning and development of irrigation projects, repair, rehabilitation, and restoration projects of national and communal irrigation systems, organization and development of Irrigators Associations (IAs), implementation and monitoring of Irrigation Management Transfer (IMT), and execution and monitoring of climate change adaptation works.

The CY 2018 program included: generation of 33,247 hectares, restoration of 14,460 hectares, repair and rehabilitation of 354 kilometers earth canal, 1,530 kilometers of concrete lined canal, 176 kilometers of high density polyethylene (HDPE) pipe, 391,148 square meters of coconet slope protection area, 53 kilometers of concrete road, 227 kilometers of gravel road, and 5,152 units of canal structures.

The Agency accomplished 31,872 hectares new area generation, and 17,608 hectares area restoration. Repair works dwelt on 583.90 kilometers of earth canals, 2,195 kilometers of canal lining, 168.55 kilometers of high density polyethylene (HDPE) pipe, 643,538 square meters of coconet slope protection area, 80.62 kilometers of concrete roads, 235.28 kilometers of gravel roads, and 7,094 units of canal structure. These included accomplishments under the CY 2018 Program and carry-over projects from 2014-2017.

Some 125,483 jobs were generated in the construction of new irrigation projects and rehabilitation of existing irrigation systems.

NIA's Irrigation Development Program for the year had a funding requirement of ₱45.440 B: ₱41.67 B from approved budget for CY 2018 and ₱3.770 B from previous year's unobligated balance and from other sources. Total available allotment for the year was ₱45.440 B with notice of cash allocation (NCA) received of ₱29.102 B. Obligations incurred reached ₱41.160 B.

NIA operated and maintained 242 NISs with an aggregate service area of 859,948 hectares and a firm-up service area (FUSA) of 770,103 hectares at the beginning of the year. The irrigation-programmed service area for this crop year is 1,282,788 hectares. Irrigated area was 644,813 hectares during the dry season 2017 (November 2017 to April 2018), 660,781 hectares during the wet season 2017 (May 2018 to October 2018), and 23,488 hectares for the third crop 2018 – equivalent to a total of 1,329,082 hectares (111% of the irrigation-programmed service area). Cropping intensity achieved was 154.55 percent based on the service area or 172.59 percent based on the FUSA.

There are 8,802 Communal Irrigation Systems (CISs) with an aggregate service area of 657,222 hectares and a FUSA of 582,067 hectares. In Crop Year 2017-2018, total irrigated area in the CISs was 840,270 hectares—equivalent to a cropping intensity of 127.85 percent based on service area or 144.36 percent based on FUSA.

As of December 31, 2018, The total service area developed was 1,920,563 hectares (61.39%) compared with the CY 2017 service area of 1,887,986 (60.35 percent) of the potential irrigable area of 3,128,631 hectares. The service area is distributed as follows: 876,537 hectares are under NIS, 688,258 hectares in CIS and 182,504 hectares in private irrigation systems, and 173,264 hectares in other government agency assisted. The remaining potential irrigable area for development is 1,215,441 hectares which comprises those rice and corn lands up to three percent field slope.

**GEN RICARDO R. VISAYA (Ret)**  
Administrator



## PLANNING AND DEVELOPMENT OF IRRIGATION PROJECTS

### I. PROJECT PREPARATION ACTIVITIES

Irrigation development depends on the sustainability of project preparation which includes the conduct of feasibility study and detailed engineering study prior to construction or project implementation. In line with these activities, funds for Feasibility Study and Detailed Engineering (FS&DE) are programmed annually.

For CY 2018, the total budgetary allocation of ₱1.105 B programmed to support project preparation particularly the conduct of feasibility study and detailed engineering study for Small Irrigation Projects (SIPs), Small Reservoir Irrigation Projects (SRIPs), and National Irrigation Projects (NIPs) – Multipurpose Projects and Pump Irrigation Projects.

There are 191 projects completed for feasibility study and 164 projects for detailed engineering design as of December 31, 2018. Most ongoing FS&DE are SRIPs and NIPs that require more than a year to complete the studies.



PROJECT PREPARATION ACTIVITIES FEASIBILITY STUDY AND DETAILED ENGINEERING FOR IRRIGATION PROJECTS As of DECEMBER 2018							
CY 2018 PROGRAM AND ACCOMPLISHMENT							
REGIONS	ALLOCATION (P'000)	NUMBER OF PROJECTS					
		PROGRAM		COMPLETED			
				PROJECTS		%	
		FS	DE	FS	DE	FS	DE
CAR	43,000	24	10	23	9	96	90
I	68,000	5	44	4	39	80	89
II (Proper)	37,000	8	11	7	1	88	9
III (Proper)	78,000	29	30	23	11	79	37
III (UPRIIS)	40,000	2	1	0	0	0	0
IV-A	70,000	18	16	12	10	67	63
IV-B	19,000	21	17	16	12	76	71
V	91,000	36	35	23	10	64	29
VI	167,000	8	7	2	4	25	57
VII	90,000	27	22	24	17	89	77
VIII	28,000	32	30	29	26	91	87
IX	15,000	8	16	4	5	50	31
X	42,000	5	4	1	0	20	0
XI	82,000	23	12	19	3	83	25
XII	90,002	20	47	4	17	20	36
CARAGA	75,000	2	2	0	0	0	0
Central Office	70,000	3	1	0	0	0	0
<b>TOTAL</b>	<b>1,105,002</b>	<b>271</b>	<b>305</b>	<b>191</b>	<b>164</b>	<b>70</b>	<b>54</b>

## NIA FLAGSHIP INFRASTRUCTURE PROJECTS

NIA remains at the forefront of the Administration's objective in accelerating infrastructure development and inclusive development in the countryside. In pursuing these objectives, eight major projects are included in the list of Flagship Infrastructure Projects, namely, (1) Chico River Pump Irrigation Project, (2) Malitbog-Maridagao Irrigation Project Phase II, (3) Gregorio del Pilar Impounding Project, (4) Ilocos Norte Irrigation Project, Stage II, (5) Tumauini River Multipurpose Project, (6) Panay River Basin Integrated Development Project, (7) Bohol Northeast Basin Multipurpose Project, and (8) Asbang Small Reservoir Irrigation Project.

## II. PROJECT IMPLEMENTATION

### A. FOREIGN-ASSISTED PROJECTS (FAPs)

Under the CY 2018 Irrigation Program as per RA 10964, NIA implemented three continuing FAPs. These are the (1) Jalaur River Multipurpose Project Stage II in Iloilo, (2) National Irrigation Sector Rehabilitation and Improvement Project (covering Regions 1, 3, 4-A, 4-B, 6, 10, 11, 12, and 13), and (3) Participatory Irrigation Development Project (Phase I, implemented nationwide). These projects have an aggregate total funding requirement of ₱1.046 B including ₱501.167 M unobligated allotment from previous years allocation.

As of December 31, 2018, total available allotment for FAPs was ₱1.046 B with a total obligation of ₱114 M.

#### 1. JALOUR RIVER MULTIPURPOSE PROJECT Stage II (JRMP-II)

JRMP-II has reached new heights for 2018. As early as January, the Notice of Award (NOA) was granted to Daewoo Engineering and Construction as the winning contractor during the International Competitive Bidding (ICB). Contract signing happened on September 3, 2018.

On March 7, 2018, the project was awarded with a 2017 Good Practice Award by the National Economic Development Authority (NEDA) for resolving Recurrent Issues in Project Implementation for NIA's strategies in securing consent of the affected IP community during the conduct of Free and Prior Informed Consent (FPIC) through Inter-Agency Convergence. Various National Government Agencies and Local Government Units (LGUs) addressed the demands of the IP community stipulated in the Memorandum of Agreement (MOA).

As the implementing agency continued to comply with the requirements of the funding institution Economic Development Cooperation Fund (EDCF), different activities were conducted such as two major community consultations of all Project Affected Families (PAFs), updates to municipalities and city covered by the project, and several coordination meetings with other stakeholders and Non-Government Organizations (NGOs).

EDCF Environmental and Social Monitoring Team is continuously conducting field visits and validations of the implementing Agency's compliance to their requirements.



For 2018, there were five missions to the Philippines. In two of said missions, Korea Exim Bank officials accompanied the Environmental and Social Team to personally meet with project stake holders especially the affected families.

After the validation of NIA's compliance to social and environmental requirements, Korea Exim Bank finally granted a Concurrence to Construction Contract on November 19, 2018, which eventually led to the release of the Notice to Proceed to Daewoo E&C on November 29, 2018.

This project development paved the way for the mobilization of the contractor and commencement of its construction stage.

JRMP II is envisioned to usher inclusive rural growth through year-round irrigation coupled with Institutional Development and Environmental Management. The project will also provide bulk water supply, hydroelectric power, and eco-tourism opportunities during its scheduled 4-year implementation. Considering these, national, local and even foreign leaders are convinced that the project will mean "better lives" for the Ilonggos.

The Government of South Korea is funding ₱8.9 B to realize this "dream" project through its EDCF and the Government of the Philippines' counterpart is ₱2.2 B.

The project will support irrigation water for 31,840 hectares farm lots. It includes the construction of three dams, a 109-meter high dam, 38-meter afterbay dam across the Jalaur River, and a catch dam in Alibunan River.

## 2. NATIONAL IRRIGATION SECTOR REHABILITATION AND IMPROVEMENT PROJECT (NIS RIP)

The National Irrigation Sector Rehabilitation and Improvement Project (NIS RIP) is funded by the Japan International Cooperation Agency (JICA) under Loan Agreement No. PH-P254.

The main purpose of NIS RIP is to increase food production by strengthening the irrigation sector to contribute to the rice self-sufficiency program of the government. This will be realized through: a) restoration of the original functions of the National Irrigation Systems (NISs), b) implementation of Irrigation Management Transfer (IMT) to improve operation and maintenance (O&M) to be sustainable, and c) agricultural support for farmers to further increase productivity. The NIS RIP covers 11 NISs sub-projects with a total Firm-Up Service Area (FUSA) of 35,670 has. The total project cost is ₱4.007 B and implementation period of five years from 2012 to 2017, and implemented by the NIA for civil works and institutional development component and PhilRice for the Agri-support component.

For CY2018, NIS RIP has shown a remarkable recovery despite encountering construction problems from the past years of implementation. The project finished 2018 with an accomplishment of 66.40% compared with the CY 2017 accomplishment of 45.92%.

Starting the year with the NEDA's approval of the project's request for the extension of the implementation schedule from February 2012 to June 2019, CY 2018 gave NIS RIP the impetus to pursue the recovery of the implementation. Two contract packages were completed and inaugurated during the year. Three contract packages were terminated. The remaining works of these contracts were repackaged into small contracts and were procured at the Regional and IMO levels, to fast track the procurement process.

Other components of the project like institutional development and Agri-support were undertaken. Due to the delays of construction and anticipated termination, a series of meetings, dialogues, conferences, stakeholder meetings, LGU meetings, and field group discussions were conducted. With the help of the top management, regional and provincial level management, the beneficiaries were able to understand and grasp the current situation regarding the impending implementation. The NIS came up with ways to operate at the same time, give way for the construction without hindering the activities of the farmers.

The PMO also conducted a series of coordination meetings involving NIA's top management, NIS RIP PMO and Consultants, RIO/IMO/CMU, and Contractors to settle issues and arrived with immediate action plans.



## 3. PARTICIPATORY IRRIGATION DEVELOPMENT PROJECT (PIDP)

The loan closing date of Participatory Irrigation Development Project (PIDP) ended on August 31, 2018, however an extension of four months from September 1, 2018 to December 31, 2018 was approved for the winding up activities, smooth turnover of management, and preparation of project completion report.

With the completion of the project on December 31, 2018, the World Bank Review Mission assessed the project results outcomes and benefits achieved as well as the achievement on Key Performance Indicators (KPI). The mission resulted a positive achievement in the project's overall implementation across the 58 NISs nationwide. Civil works component exhibited a good progress in terms of physical rehabilitation and modernization works as majority of the remaining works were being implemented ahead of schedule. Accomplishment on the civil works component for CY 2018 includes the completion of the four Core B NISs (Bonga Pump 2 RIS in Region 1, Camiling RIS in Region 3, Baco-Bucayao RIS in Region 4-B, and Lower Binahaan RIS in Region 8) under the restructuring and repackaging of terminated contracts in Zinundungan RIS in Region 2 were all completed in CY 2018. This year, the project generated 855 hectares of new area, 633 hectares of restored area, and 5,252 hectares rehabilitation area. Accomplishment for Irrigation infrastructure Development Component for CY 2018 is 18.72%.

The 18 remaining Project-Affected Persons (PAPs) were compensated in CY 2018. To date, 661 PAPs were already paid of cash compensation for the affected land, trees, and structures on which the fair market value is in accordance with Resettlement Policy Framework of the Project.

Of the PIDP covered Irrigators Associations (IAs), five IAs have entered into modified Contract in CY 2018. To date, 99.89% of the IAs nationwide are now operating under the Modified Contracts. The better understanding on IMT program, enhanced knowledge and capacity in system management has led to a range of impacts of the Institutional Development Program to the IAs and the systems.

The two Consultancy Studies (Project Impact Assessment and External Evaluation for PIDP RAP) were completed in CY 2018 while the Consultancy for PCR Preparation did not pushed through due to failure of bidding.

The overall accomplishment of PIDP as of December 31, 2018 is 93.34% .





## B. LOCALLY-FUNDED PROJECTS (LFPs)

There were 81 LFPs implemented under the CY 2018 Program. Total approved allocation for these projects was ₱27.477 B—equivalent to 65.94 percent of the approved budget for NIA. Allotment through Agency Budget Matrix (ABM) was ₱27.477 B or 100 percent of the allocation. Adding the ₱1.363 B unobligated balance from previous year's allotment, this year's available allotment was ₱28.839 B and total obligation incurred was ₱27.437 B.

Physical targets under the CY 2018 Program were: generation of 33,247 hectares of new area, restoration of 14,460 hectares, and repair of 353.81 kilometers of earth canal, 1,529.67 kilometers of concrete lined canal, 175.92 kilometers of HDPE, 391,148 square meters of coconut slope protection area, 52.86 kilometers of concrete road, 226.82 kilometers of gravel road, and 5,152 units of canal structure.

Physical accomplishments under the CY 2018 Program were: 19,696 hectares new area generated, 12,797 hectares of area restored and repair of 375.68 kilometers of earth canal, 1,432.19 kilometers of canal lining, 135.45 kilometers of HDPE, 384,022 square meters of coconut slope protection area, 75.23 kilometers of concrete road, 150.92 kilometers of gravel road, and 4,024 units of canal structure. Carry-over projects generated 3,784 hectares of new area, restored 170 hectares, and repaired 27.67 kilometers of earth canal, 134.12 kilometer of canal lining, 0.50 kilometers of concrete road, 13.32 kilometers of gravel road, and 300 units of canal structure.



### SMALL RESERVOIR IRRIGATION PROJECTS (SRIP)

SRIPs are multi-oriented projects that require the identification, investigation, validation, feasibility studies, detailed design, and construction of Reservoir Dams and appurtenant structures to provide a year round irrigation. Other benefits derived from completed SRIPs include flood control, aquaculture, hydropower, domestic water supply, and recreational facilities.

For CY 2018, the amount of ₱ 1.956 B is allotted to SRIP for the implementation of 21 projects nationwide as follows.

SMALL RESERVOIR IRRIGATION PROJECT CY 2018 ALLOCATION		
NAME OF PROJECT	ALLOCATION (P'M)	OVERALL STATUS (%)
Marimay SRIP, CAR	75.015	60.14
Barbar SRIP, Region 1	169.780	71.58
Bayaoas SRIP, Region 1	20.000	1.52
Dumuloc SRIP, Region 1	20.000	0.57
Gaco SRIP, Region 1	10.000	-
Sulvec SRIP, Reg. 1	55.000	36.53
Bulo SRIP, Region 3	245.500	31.60
Balbalungao SRIP, UPRIIS	58.000	16.25
Upper Tabuating SRIP, UPRIIS	98.905	72.66
Macalelon SRIP, Region 4A	60.000	9.18
Ibingan SRIP, Region 5	100.000	25.22
Bayuyan SRIP, Region 6	35.000	14.11
Cabano SRIP, Region 6	20.000	1.13
Benliw SRIP, Region 8	100.000	64.09
Bonot-Bonot SRIP, Region 7	100.000	48.89
Calunasan SRIP, Region 7	450.000	10.77
Hibale SRIP, Region 7	20.000	3.89
Mabini-Cayacay SRIP, Region 7	84.000	72.97
Hibulangan SRIP, Region 8	111.393	76.38
Sta. Rita SRIP, Region 8	118.607	81.35
Tulunang SRIP, Region 12	5.000	0.72
<b>TOTAL</b>	<b>1,956.200</b>	

## COMPREHENSIVE AGRARIAN REFORM PROGRAM (CARP)

### Regular-Locally Funded Projects

There were 61 projects implemented in CY 2018, with a target area of 1,168 hectares new area and 715 hectares for restoration to benefit around 1,250 farmer-beneficiaries.

There were 42 projects completed with generated new area of 769 hectares and 588 hectares of restored area. Repair works dwelt on 1.64 kilometers of earth canal, 45.56 kilometers of canal lining, and 204 units of canal structure. The remaining 19 projects are expected for completion on or before June 30, 2019.

Nineteen carry-over projects were completed as of December 31, 2018 with an area of 199 hectares new, and 160 hectares restored.

For CY 2018, the approved allocation was ₱501.532 M, with incurred obligation of ₱498.832 M and unobligated balance of ₱2.700 M.

As of December 31, 2018, a total of 16 IAs were organized while 45 were strengthened with a combined membership of 3,254. There were 178 batches of IA development trainings given to 5,223 members of the associations. Forty-six batches of staff development trainings were conducted, attended by 1,066 NIA personnel nationwide.

## C. CONTINUING APPROPRIATIONS

Other than the projects implemented under the CY 2018 Program, 54 carry-over projects were pursued. Unobligated balances available during the year under review were used in the implementation of these carry-over projects.

These projects generated 8,392 hectares of new area, restored 4,641 hectares and repaired 180.55 kilometers earth canal, 628.69 kilometers of canal lining, 259,515 square meters of coconut slope protection area, 33.10 kilometers of HDPE, 4.89 kilometers of concrete road, 71.04 kilometers of gravel road, and 2,770 units of canal structure.

## D. CONVERGENCE PROJECTS

### MINDANAO SUSTAINABLE AGRARIAN AND AGRICULTURE DEVELOPMENT (MINSAAD) – DAR Funded Project

The Mindanao Sustainable Agrarian and Agriculture Development (MinSAAD) Project is now on its fourth year of implementation. The project had already completed 24 Feasibility Study Reports (FSRs) with 19 projects found to be technically and economically feasible. These were all recommended for funding by Sub-Project Approval Committee (SAC) for implementation.

The overall physical accomplishment as of December 31, 2018 was 59.76 percent, which is ahead of schedule by 0.33 percent with overall actual expenditures of ₱164.306 M.

Of the 19 projects approved for construction, five projects were already completed, 12 projects were on-going and



two projects under review/evaluation of the submitted Program of Works (POW) by MinSAAD Consultants due to change in project implementation from Contracts to Forced Account Works.

As of December 31, 2018, a total of ₱358.678 M allotment was received. Around ₱300.517 M or 83.78 percent of the allotment released to NIA was supported with cash. Total obligation of ₱327.787 M or 91.39% absorptive capacity was intended for pre-engineering, civil works, institutional development and support to agency. Fund utilization/ cash released to field offices was at ₱223.501 M or 74.37 percent.

Physical Accomplishments for CY2018 were 526 hectares of new area generated, 153 hectares of restored area and rehabilitated 214 hectares or a total of 893 hectares.

As of December 31, 2018, a total of nine IAs were organized while eight were strengthened with a combined membership of 943. There were 50 batches of IA development trainings given to 1,493 members of the association. A total of 12 batches staff development trainings were provided to 178 NIA personnel for Regions 10, 11, and 12.



## E. HYDROPOWER DEVELOPMENT PROJECTS

The hydropower development program of the Agency deal with the establishment and operations of hydropower plants within NIA-owned/administered irrigation systems, tapping private sector participation through Open and Competitive Selection Process (OCSP); double beneficial utilization of irrigation water, cover 28 potential sites in irrigation facilities out of which 18 sites have potential/estimated capacity of 400 kilowatts and above, and augment irrigation O&M funds from share in power plant's gross income and lease of needed NIA properties.

As of December 31, 2018, there are two Hydropower Projects completed and operational

PROJECT NAME	RENEWABLE ENERGY DEVELOPER	SYSTEM	LOCATION	ESTIMATED CAPACITY	STATUS
8.5 MW MARIS Main (South) Canal Hydroelectric Power*	S.N Aboitiz Power-Magat, Inc.	Magat River Integrated Irrigation System (MARIIS)	Maris Main Canal 1, Ramon Isabela	8.5 MW	Operational
Rizal Hydropower Plant*	PNOC Renewables Corporation	Pampanga River Irrigation System (PRIS)	Main Canal, Nueva Ecija	1 MW	Commercial Operation.
Bulanao Mini-Hydropower Plant*	DPJ Engineers And Consultants, Inc.	Chico River Irrigation System	Kalinga	1 MW	Operational
Barit #1 MHPP	Nascent Technologies Corporation	Barit River Irrigation System	Camarines Sur	400 kW	Memorandum of Agreement was signed.
Addalam Hydroelectric Power Project	Quirino Power Energy Corporation (QPEC)	Addalam River Irrigation Project (ARIP) Diversion Dam	Quirino	3.6MW	Finalization of the Lease Agreement.
Daguitan RIS Power Balls HPP	DA Green Power Consultancy	Daguitan RIS Main Canal	Near Tacloban Leyte	-	Memorandum of Understanding was signed.
Bao RIS Power Balls HPP		Bao RIS Canal Stations	Brgy. Valencia, Ormoc City		
Balingasag RIS Power Balls HPP* (but not yet for Com'l. Operation)		Balingasag RIS Main Canal	Misamis Oriental		Completed but not yet in commercial operation.
ARIS HPP	C Squared Prime Commodities Corporation	Main Canal Station 4+283  Main Canal Stations 4+808, 5+437.50 and 5+898.5	San Manuel, Pangasinan		Memorandum of Understanding was signed.
Magat F HPP	PhilCarbon, Inc.	Magat F	Brgy. Rizaluna, Cordon, Isabela	600 kW	Detailed engineering design for discussion.
MARIS Propeller Type HPP	Iraya Energy	South Main Canal Stations 0+940 to 5+050 and 5+080 to 6+546.9	Ramon, Isabela		Installation of several units of propeller type generator. December 22, 2017 – MOU signing.
Rehabilitation of Baligatan 1 and Baligatan 2	S.N Aboitiz Power-Magat, Inc.	Magat River Integrated Irrigation System (MARIIS)	Baligatan, Ramon Isabela	24 MW	Memorandum of Understanding was signed.
Munoz Hydropower Project	PNOC Renewables Corporation	Upper Pampanga River Integrated Irrigation Systems (UPRIIS)	Super Diversion Canal (SDC) Lateral C, Nueva Ecija	630 kW  <i>(updated capacity of the proposed project is only 300 kW now)</i>	On-going negotiation
MetroPacific-Cagayan De Oro Water District (Conveyance of the 30 mld)	JV Metro Pacific-CDO Water District	Conveyance through the Bubunawan RIS Main Canal	Baungon, Bukidnon		Memorandum of Understanding was signed for the conduct of Feasibility Study



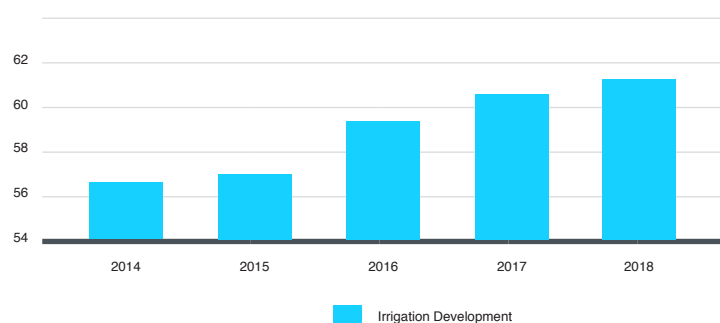
MARIS Calao Creek HPP	Mindoro Grid Corporation	Calao Creek/Baligatan	Isabela	31 MW	Memorandum of Understanding was signed.
Magat Floating Solar Power Plant	SNAP-Magat, Inc.	Magat Reservoir (Floating Solar Panels)	Ramon, Isabela	-	May 9, 2018 – Presentation of project proposal for pilot project testing over 2,500 sqm. area over the Magat Reservoir. Submitted to the NIA Board – for Info. November 018: Installation of solar panel outside MOU.
UPRIIS	Mindoro Grid Corporation	Re-Regulating Dam	Brgy. Sampaloc, Rizal, Nueva Ecija	17 MW	April 16, 2018 - Presentation of project proposal; approved for MOU. November 2018: MOU signing.
R2 Tumauni IS	Mindoro Grid Corporation	Main Canal, Tumauni Bypass Channel	Tumauni, Isabela	1.44 MW	April 16, 2018 - Presentation of project proposal; approved for MOU. November 2018: MOU signing.
UPRIIS	Mindoro Grid Corporation	Masiway Dam	Nueva Ecija	6 MW	April 16, 2018 - Presentation of project proposal; approved for MOU. November 2018: MOU signing.
MARIS	Protus Green Power Company	Magat D, Maris Main Canal	Ramon, Isabela	-	April 25, 2018 - Presentation of project proposal; approved for MOU. November 2018: MOU signing.
Barotac Viejo SRIP HPP	Total Power, Inc.		Iloilo	-	March 27, 2018 – MOU signing. September 2018: requested for an extension for the FS until Dec. 2018. September 27, 2018 – Submitted Inception Report. October 2018: submitted its Monthly Progress Report.
Bulo Dam HPP	DPJ Engineers & Consultants	Main Diversion Canal (Bulo Drop)	Bulo, Tabuk City, Kalinga	400 kW	April 3, 2018 – Presentation of project proposal; approved for MOU. November 2018: MOU signing.
ARIS STA. 3+611 HPP	PNOC Renewables Corporation	Agno River Integrated System	Stations 3+611 and 4+283 San Manuel, Pangasinan	1.4 MW (for the 2 sites)	July 12, 2018 – MOA signing. November 16, 2018 – 2nd bidding for the project's EPCC (including Commissioning) is still on-going.
			Only Station 3+611 was approved for development, Station 4+283 was withheld.	910 kW	
Upper Matuno River HPP	Matuno River Development Corp.	Proposed Upper Matuno Multipurpose Project			December 22, 2017 – MOU signing. October 2018 – updated NIA of its activities [commissioned China Zhejiang Design Institute of Water Conservancy & Hydroelectric Power (ZDWP) to conduct FS, in collaboration with local consultancy firm Urban Integrated Consultants, Inc.].
Bayongan RIS HPP	Tokyo Electric Power Services Company, Ltd. (TEPSO)	Bayongan RIS	Buenavista, Ubay, Bohol	-	December 22, 2017 – MOU signing. December 18, 2018 – Submitted the FS to the TWG members. February 21-22, 2019 – Meeting with the representatives/Japanese consultant
Butao Irrigation Drop HPP / Gueset HPP	Mindoro Grid Corporation (MGC)	Agno River Integrated System (Stn. 8)	Pangasinan	1.4MW	March 2019: Finalizing the revised design scheme; Execution of the Lease Agreement.
Marbel #1 MHPP	Euro Hydro Power (Asia) Holdings, Inc.	Marbel #1 River Irrigation System	Southern Cotabato	500 kW	13 December 2016: The MOA was signed by the parties; MOA - for implementation. 2018 – Commencement of rehabilitation.
Upper Tabuating SRIP HPP	One Technogen Corporation		Gen. Tinio, Nueva Ecija	3 MW	3.27.18 – MOU signing.

### III. STATUS OF IRRIGATION DEVELOPMENT

The total service area developed as of December 31, 2018 was 1,920,563 hectares, equivalent to 61.39 percent of the irrigable area of 3,128,631 hectares. Of this area, 876,537 hectares are under NISs, 688,258 hectares in CISs, and 182,504 hectares in private irrigation systems and 173,264 in other government agency-assisted. The remaining irrigable area for development is 1,215,441 hectares, which comprises those rice and corn lands with up to 3% slope.

STATUS OF IRRIGATION DEVELOPMENT As of December 31, 2018								
REGION	ESTIMATED TOTAL IRRIGABLE AREA a/	SERVICE AREA (hectares)				TOTAL	IRRIGATION DEVELOP- MENT %	REMAINING AREA TO BE DEVELOPED
		NATIONAL IRRIGATION SYSTEM	COMMUNAL IRRIGATION SYSTEM	PRIVATE IRRIGATION SYSTEM	OTHER GOVERNMENT AGENCY ASSISTED			
CAR	111,295.65	16,297.00	55,760.30	23,292.83	3,592.82	98,942.95	88.90	12,749.81
1	264,491.00	61,624.44	62,217.65	20,421.20	50,993.33	195,256.62	73.82	69,310.18
2	457,246.76	177,072.67	55,333.96	44,064.46	21,022.00	297,493.09	65.06	159,753.67
3	483,830.18	221,938.47	78,807.41	8,903.65	19,165.79	328,815.32	67.96	155,271.67
4-A	85,929.00	29,034.00	23,954.00	7,086.00	2,553.00	62,627.00	72.88	23,302.00
4-B	143,558.95	30,732.46	42,708.13	14,811.71	12,596.00	100,848.30	70.25	46,244.94
5	239,440.00	24,016.05	76,188.84	24,932.00	17,377.58	142,514.47	59.52	96,925.53
6	191,253.16	53,885.08	41,228.13	15,261.81	14,881.30	125,256.32	65.49	66,636.84
7	53,674.35	12,211.80	33,969.00	3,800.00	1,496.00	51,476.80	95.91	3,179.55
8	91,982.90	26,678.50	39,513.11	5,815.75	2,751.00	74,758.36	81.27	17,354.04
9	93,706.00	19,050.46	26,761.48	2,036.00	3,481.00	51,328.94	54.78	42,453.56
10	121,122.69	32,164.82	29,456.05	4,880.54	4,784.25	71,285.66	58.85	49,936.03
11	177,546.92	38,762.77	30,841.10	1,155.00	1,745.27	72,504.14	40.84	105,322.78
12	293,226.24	71,606.13	40,842.31	2,840.00	10,256.00	125,544.44	42.81	167,633.80
CARAGA	160,176.75	33,301.70	29,125.00	3,113.00	6,274.00	71,813.70	44.83	88,395.05
ARMM	160,150.45	28,160.37	21,551.55	90.00	295.00	50,096.92	31.28	110,972.03
TOTAL	3,128,631.00	876,536.73	688,258.02	182,503.95	173,264.34	1,920,563.03	61.39	1,215,441.48

Note: a/ - Estimated Total Irrigable Area (ETIA) is based on the 3% slope criteria.



# OPERATIONS AND MAINTENANCE OF IRRIGATION SYSTEMS

## I. SYSTEMS MANAGEMENT

### A. NATIONAL IRRIGATION SYSTEMS

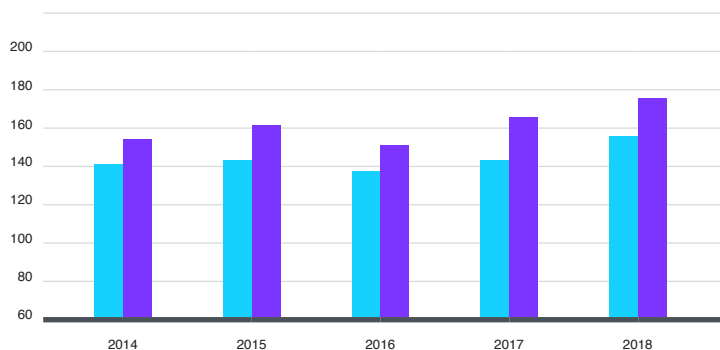
NIA operated and maintained 242 National Irrigation Systems (NISs) nationwide with an aggregate service area of 859,948 hectares and a firm-up service area (FUSA) of 770,103 hectares.

For this crop year the irrigation-programmed service area is 1,282,788 hectares. Irrigated area was 644,813 hectares during the dry season 2017 (November 2017 to April 2018), 660,781 hectares during the wet season 2018 (May 2018 to October 2018), and 23,488 hectares for the third crop 2018 – equivalent to a total of 1,329,082 hectares (103.61 percent of the irrigation-programmed service area). Cropping intensity achieved was 154.55 percent based on the service area or 172.59 percent based on the FUSA.

SERVICE AND IRRIGATED AREA OF NATIONAL IRRIGATION SYSTEMS CROP YEAR 2017-2018 As of December 31, 2018														
NIA REGION	NO. OF NIS a/	SERVICE AREA a/	FIRMED- UP SERVE AREA a/	IRRIGATED AREA (ha)									IRRIGATED CROPPING INTENSITY (%)	
				WET SEASON			DRY SEASON			THIRD CROP			SERVICE AREA	FIRMED- UP SERVE AREA
				PROGRAM	ACTUAL	%	PROGRAM	ACTUAL	%	PROGRAM	ACTUAL- ww	%		
CAR	3	26,137	23,040	17,038	17,423	102.26	16,671	17,444	104.64	-	-	-	133.40	151.33
1	28	63,484	50,714	40,030	41,955	104.81	34,586	36,937	106.80	1,521	1,800	118.34	127.11	159.11
2	18	65,682	63,732	56,302	49,673	88.23	56,302	51,693	91.81	-	94	-	154.47	159.20
MRIIS	3	100,391	86,887	83,181	84,984	102.17	82,881	84,863	102.39	-	-	-	169.19	195.48
3	17	82,646	71,416	46,014	44,793	97.35	46,025	41,129	89.36	929	572	61.57	104.66	121.11
UPRIIS	19	134,534	130,539	121,407	132,489	109.13	109,330	132,002	120.74	-	4,180	-	189.73	195.24
4-A	39	29,034	20,679	15,581	16,433	105.47	15,469	14,924	96.48	185	211	114.05	108.73	152.66
4-B	12	29,131	21,352	18,498	20,074	108.52	17,129	19,278	112.55	-	1,169	-	139.10	189.78
5	17	24,016	24,006	19,010	20,427	107.45	19,590	19,779	100.96	-	110	-	167.87	167.94
6	13	53,935	47,109	43,699	43,916	100.50	35,612	37,244	104.58	5,753	6,405	111.33	162.35	185.88
7	4	12,211	11,601	8,730	8,730	100.00	8,730	8,875	101.66	-	2,917	-	168.06	176.89
8	19	22,287	22,287	19,153	19,468	101.64	18,728	19,094	101.95	-	-	-	173.02	173.02
9	4	16,408	15,836	14,939	13,611	91.11	13,550	13,828	102.05	-	-	-	167.23	173.27
10	10	37,965	31,492	17,716	20,582	116.18	22,462	23,209	103.33	800	2,658	332.20	122.35	147.49
11	9	38,568	36,185	31,721	29,159	91.92	31,975	28,062	87.76	-	-	-	148.36	158.13
12	19	91,489	85,199	74,894	76,267	101.83	74,133	75,672	102.08	-	3,373	-	169.76	182.29
13	8	32,030	28,029	21,744	20,798	95.65	20,769	20,779	100.05	-	-	-	129.81	148.34
<b>TOTAL</b>	<b>242</b>	<b>859,948</b>	<b>770,103</b>	<b>649,657</b>	<b>660,781</b>	<b>101.71</b>	<b>623,943</b>	<b>644,813</b>	<b>103.34</b>	<b>9,188</b>	<b>23,488</b>	<b>255.64</b>	<b>154.55</b>	<b>172.59</b>

Note: a/ - Inventory as of December 31, 2017  
Dry Season - November 2017 to April 2018  
Wet Season - May 2018 to October 2018  
Regions 8 and 13 have inverted cropping season

Service Area  
Firm-Up Service Area



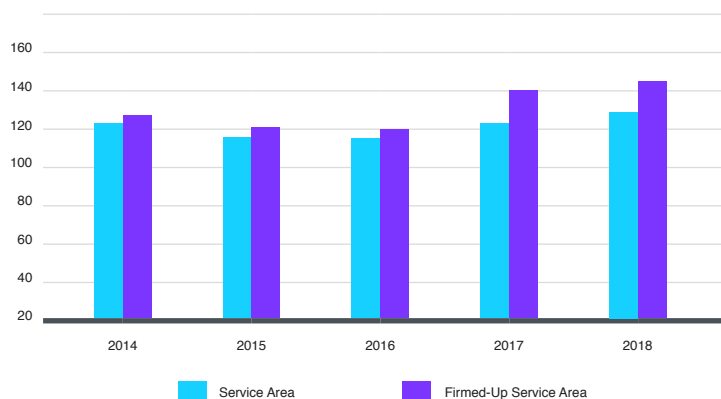


## B. COMMUNAL IRRIGATION SYSTEMS

There are 8,802 communal irrigation systems (CISs) at the beginning of the year with an aggregate service area of 657,222 hectares and a FUSA of 582,067 hectares. In Crop Year 2017-2018, total irrigated area in the CISs was 840,270 hectares—equivalent to a cropping intensity of 127.85 percent based on service area or 144.36 percent based on FUSA.

SERVICE AND IRRIGATED AREA OF COMMUNAL IRRIGATION SYSTEMS CROP YEAR 2017-2018 As of December 31, 2018														
NIA REGION	NO. OF CIS a/	SERVICE AREA a/	FIRMED-UP SERVICE AREA a/	IRRIGATED AREA (ha)									IRRIGATED CROPPING INTENSITY (%)	
				WET SEASON			DRY SEASON			THIRD CROP			SERVICE AREA	FIRMED-UP SERVICE AREA
				PROGRAM	ACTUAL	%	PROGRAM	ACTUAL	%	PROGRAM	ACTUAL	%		
CAR	2,108	54,998	51,781	40,024	40,223	100.50	37,706	37,549	99.58	5,000	5,000	100.00	150.50	159.85
1	844	57,519	54,290	40,427	42,194	104.37	27,406	29,144	106.34	1,587	1,587	100.00	126.78	134.32
2	853	54,719	53,829	40,324	38,993	96.70	40,324	39,399	97.71	-	-	-	143.26	145.63
3	404	75,964	68,440	48,414	52,035	107.48	42,958	46,208	107.57	-	-	-	129.33	143.55
4-A	430	22,778	20,708	15,097	15,941	105.59	15,144	15,642	103.29	-	-	-	138.66	152.52
4-B	264	39,373	36,375	23,123	29,168	126.14	22,728	27,130	119.37	-	3,376	-	151.56	164.05
5	854	74,613	51,353	35,206	35,533	100.93	35,001	35,271	100.77	-	-	-	94.89	137.88
6	782	39,035	32,884	23,259	21,812	93.78	18,573	22,747	122.47	917	917	100.00	116.50	138.29
7	465	31,428	26,347	23,411	23,411	100.00	23,411	23,411	100.00	3,206	5,754	179.48	167.29	199.55
8	474	38,418	37,656	23,236	23,324	100.38	22,125	23,294	105.28	-	-	-	121.34	123.80
9	393	30,925	24,727	15,903	15,916	100.08	15,903	15,948	100.29	-	200	-	103.68	129.67
10	249	33,337	30,699	18,935	18,619	98.33	18,935	17,340	91.58	-	-	-	107.87	117.13
11	140	29,613	26,234	21,635	21,071	97.39	21,635	20,716	95.75	-	-	-	141.11	159.29
12	339	49,489	45,137	34,044	34,614	101.67	32,850	33,863	103.09	-	-	-	138.37	151.71
13	203	25,012	21,608	11,031	10,435	94.59	12,320	12,485	101.34	-	-	-	91.63	106.07
TOTAL	8,802	657,222	582,067	414,069	423,288	102.23	387,019	400,148	103.39	10,710	16,834	157.18	127.85	144.36

Note: a/ - Inventory as of December 31, 2017  
Dry Season - November 2017 to April 2018  
Wet Season - May 2018 to October 2018  
Regions 8 and 13 have inverted cropping season



## II. INSTITUTIONAL DEVELOPMENT

For CY 2018, there are 2,245 IAs covering an area of 392,303 hectares with farmer-beneficiaries of 309,344 strengthened. IA strengthening is being done to uplift the performance of IAs. Necessary capability building programs in relation to operation and maintenance aspect of irrigation system, as well as leadership and management of IAs affair were conducted. Likewise, these IAs were provided skills through strategic planning and policy formulation where they prepare their Vision, Mission and Objective, programs and projects, as well as formulate policies relative to these.

There are 4,280 IAs sustained covering an area of 436,143 ha with 331,298 farmer-beneficiaries. Activities provided for the sustenance of these IAs includes Review and Planning Sessions, and Technology Enhancement Program to cope up with the present needs of their members and IAs to other Government Agencies and NGOs that provide agricultural support through linkages and assistance program.

A total of 7,141 IAs and 312,603 participants were provided with capacity-building programs in the form of trainings, seminars, workshops, consultation meetings, and other activities to enhance their management capabilities. Training provided includes, Leadership and Management, Financial Management System, System Management Training, Water Management, Operation and Maintenance, Strategic Planning and Policy Formulation, Work Attitude and Values Enhancement, Technology Enhancement Program, Gender Based Effectiveness Skills Training, and Team Building.

Furthermore, 2,132 batches of capacity building programs were conducted for 54,070 NIA staff. Capacity-building focused on enhancing the skills, knowledge and right attitude of participants in supervising, monitoring and managing the implementation of IDP and the conduct of trainings to IAs.

NIA also facilitated the provision of assistance programs and support services aside from its internal resources through linkages with other government and non-government organizations (NGO). Hence, 8,631 IAs with 86,187 FBs received benefits from these programs and services.

As of December 31, 2018, there are already 9,230 IAs organized covering an area of 1,388,558 hectares with 1,123,246 farmer beneficiaries. Out of the 9,230 organized IAs, 8,634 were registered to the government which is about 93.54%. There are 4,896 IAs entered into O&M contract with the NIA wherein 2,740 are from NIS, 1,953 from CIS and 203 from NIP/SIS/SRIS. Presently, 5,215 completed CIS had been turned-over to organized farmers with the same number covering an area of 454,362.60 hectares with farmer beneficiaries of 396,515.

IDP AND IMT ACCOMPLISHMENT				
PARTICULARS	NIS	CIS	NIP/SIS/SRIS	TOTAL
As of December 31, 2018 (Overall)				
IA ORGANIZED				
Number of IAs	2,868	5,516	846	9,230
Area Covered (ha)	751,625.59	528,862.82	108,069.58	1,388,557.99
Farmer-Beneficiaries	591,748	448,477	83,021	1,123,246
Members	528,089	428,451	53,432	1,009,972
IA REGISTERED				
Number of IAs	2,825	5,144	665	8,634
Area Covered (ha)	744,967.54	512,194.17	94,128.25	1,351,289.96
Farmer-Beneficiaries	585,651.00	446,051.00	71,207.00	1,102,909
Members	525,413	411,692	44,487	981,592
NIA-IA IMT CONTRACTING				
Number of IAs	2,740	1,953	203	4,896
Area Covered (ha)	691,544.56	231,868	17,912.00	941,324.68
Farmer-Beneficiaries	580,052	196,592	19,690	796,334
Members	523,599	177,626	16,215	717,440
CIS O&M TURNOVER				
Number of IAs	N/A	5,039	176	5,215
Area Covered (ha.)	N/A	437,551.85	16,810.75	454,362.60
Farmer-Beneficiaries	N/A	386,048	10,467	396,515
Members	N/A	363,751	9,256	373,007
For CY 2018				
IA STRENGTHENING				
Number of IAs				2,245
Area Covered (ha)				392,303.10
Farmer-Beneficiaries				309,344
IA SUSTENANCE				
Number of IAs				4,280
Area Covered (ha)				436,143.25
Farmer-Beneficiaries				331,298
IMT CONTRACTING				
NEW CONTRACT				
Number of IAs				2,166
Area Covered (ha)				271,986.64
Farmer-Beneficiaries				237,515
CAPACITY BUILDING FOR IA				
Number of IAs				7,141
Number of Batches				13,769
Number of Participants				312,603
CAPACITY BUILDING FOR STAFF				
Number of Batches				2,132
Number of Participants				54,070
ASSISTANCE PROGRAM/INTER-AGENCY COORDINATION				
Number of IAs				8,631
Number of Batches				3,178
Number of Participants				86,187

### III. EQUIPMENT MANAGEMENT

NIA maintained in operating condition 3,224 units of equipment (A1+A2) of heavy, light/transport, other support, and special equipment in support to the O&M and/or rehabilitation of National Irrigation Systems (NIS) and construction of both national and communal irrigation projects. The total number of A3 equipment or non-operable equipment needing repair is 589 units and the total number of equipment recommended for disposal is 1,351 units. The overall total inventory of equipment as of December 31, 2018 was 5,164 units.

Equipment Management Information System (EMIS) is a tool for the inventory of all NIA equipment nationwide. It is updated based on the latest actual inventory and EM-12B reports submitted by field offices every quarter.

STATUS OF EQUIPMENT as of December 31, 2018																											
REGIONS/ PROJECTS	HEAVY EQUIPMENT				LIGHT EQUIPMENT				OTHER SUPPORT				SPECIAL EQUIPMENT				TOTAL BY CATEGORY					TOTAL				% OPER- ABILI- TY	
	A1	A2	A3	R	A1	A2	A3	R	A1	A2	A3	R	A1	A2	A3	R	H	L	O	S	TOTAL	A1	A2	A3	R		
REGION I	2	17	7	3	39	67	1	12	1	28	7	-	-	11	-	-	29	119	36	11	195	42	123	15	15	92	
REGION II	6	25	11	4	63	103	8	55	7	32	11	36	1	1	-	2	46	229	86	4	365	77	161	30	97	89	
REGION III	1	23	4	10	68	106	5	134	15	44	1	20	1	8	-	3	38	313	80	12	443	85	181	10	167	96	
REGION IV-A	1	15	-	2	32	65	14	7	1	6	2	11	1	3	1	-	18	118	20	5	161	35	89	17	20	88	
REGION IV-B	1	14	7	9	41	50	37	50	3	7	4	23	-	-	-	-	31	178	37	-	246	45	71	48	82	71	
REGION V	-	6	13	12	16	37	45	54	-	23	11	67	-	5	1	1	31	152	101	7	291	16	71	70	134	55	
REGION VI	2	22	12	20	29	79	14	70	1	51	28	48	2	9	2	5	56	192	128	18	394	34	161	56	143	78	
REGION VII	1	17	10	4	5	67	10	30	25	50	12	28	-	-	-	-	32	112	115	-	259	31	134	32	62	84	
REGION VIII	-	20	10	3	32	79	9	21	-	65	6	34	-	1	-	3	33	141	105	4	283	32	165	25	61	89	
REGION IX	-	7	4	2	21	27	7	1	12	7	13	2	-	-	-	1	13	56	34	1	104	33	41	24	6	76	
REGION X	-	19	17	52	19	80	8	14	-	9	1	3	-	-	-	-	88	121	13	-	222	19	108	26	69	83	
REGION XI	1	22	8	-	27	55	7	14	55	40	-	8	2	5	-	-	31	103	103	7	244	85	122	15	22	93	
REGION XII	1	40	28	50	37	147	55	136	4	30	25	39	-	-	1	1	119	375	98	2	594	42	217	109	226	70	
Caraga	3	31	8	35	37	110	36	92	-	27	40	64	-	13	-	9	77	275	131	22	505	40	181	84	200	72	
CAR	-	4	5	2	23	34	16	12	1	3	3	2	-	-	-	-	11	85	9	-	105	24	41	24	16	73	
MRIIS	12	13	6	8	110	56	7	49	32	36	3	10	8	7	2	2	39	222	81	19	361	162	112	18	69	94	
UPRIIS	-	17	3	1	33	99	2	38	23	20	-	9	8	-	-	-	21	172	52	8	253	64	136	5	48	98	
BBMP	-	3	1	-	-	23	2	-	4	8	3	-	-	-	-	-	4	25	15	-	44	4	34	6	-	86	
ARIIP	-	-	-	-	-	6	-	-	-	1	-	-	-	-	-	-	-	6	1	-	7	-	7	-	-	100	
HCAAP	2	-	5	-	18	4	1	5	9	40	6	1	-	36	2	-	7	28	56	38	129	29	80	14	6	89	
CO	-	-	-	-	23	15	-	-	-	-	-	-	-	-	-	-	-	38	-	-	38	23	15	-	-	100	
CMIPP	-	-	-	-	-	7	-	-	-	-	-	-	-	-	-	-	-	7	-	-	7	-	7	-	-	100	
JRMP 2	4	-	-	-	38	1	-	-	23	-	-	-	-	-	-	-	4	39	23	-	66	65	1	-	-	100	
TOTAL	37	315	159	217	711	1,317	284	794	216	527	176	405	23	99	9	27	728	3,106	1,324	158	5,316	987	2,258	628	1,443	84	





## IV. IRRIGATION ENGINEERING CENTER

### A. CLIMATE CHANGE ADAPTATION WORKS (CCAW)



The Irrigation Engineering Center (IEC) had been monitoring prime intervention activities under Climate Change Adaptation Works (CCAW) being implemented by NIA Field Offices. Priority activities under CCAW include, among others, flood/river protection works, canal and diversion improvement works, watershed development and plantation, installation of control and steel turn-out gates, and establishment of telemetry rainfall/river gauge stations (water level sensors) and GIS Parcellary Mapping.

The CY 2018 CCAW (National Systems) approved budget of ₱629.400 M was implemented in 114 NIS and the CY 2018 CCAW (Communal Systems) approved budget of ₱114.500 M was implemented in 44 CIS under different Regions nationwide. Physical Accomplishment as of December 31, 2018 for NIS and CIS are 85.59% and 95.67%, respectively.

There are 23 units of Rainfall Stations and 19 units of River Gauge Station (Water Level Sensor) programmed. To date, 17 units Rainfall Station were already installed and operational and six units are still to be installed.

Thirteen units of River Gauge Station (water level sensor) were also installed and operational and six units are for installation.

### B. UPGRADING/REHABILITATION OF NIS DAMAGED BY TYPHOON YOLANDA

The Upgrading/Rehabilitation of NIS damaged by Typhoon Yolanda in Region 8 focuses on the rehabilitation, reconstruction, and maintenance of earth and concrete-lined canals and hydraulic structures. In FY 2017, it has an approved budget of ₱ 555.425 M covering eight NISs with a total physical accomplishment of 94.18 as of December 31, 2018 with four projects completed and four projects still ongoing. In FY 2018, it has an approved budget of ₱ 179.981 M covering five NIS with physical accomplishment of 62.79% as of December 31, 2018, with one project completed and four projects still ongoing. Remaining works is expected to be completed end of September 2019.





## D. FOCAL TEAM FOR WATER QUALITY MONITORING

The focal Team from the Irrigation Engineering Center (IEC) regularly conducts irrigation and drainage water quality assessments to ensure public safety and health. Assessments include chemical analysis for ecological effect of microbial effect born diseases. Evaluations specifically aims (a) to achieve baseline information in irrigation and drainage water quality, and (b) to assess its quality whether it has significant contribution in pollution loading in Manila Bay.

## C. COCONET SLOPE PROTECTION PROJECT IN NIS/CIS

The NIA Board Resolution No. 8190-15 Series of 2015 confirms and approves the Memorandum of Agreement (MOA) between OPAFSAM, DPWH, NIA, and PCA on the convergence and integration on the use of coconut coir in government infrastructure projects to increase coco coir production and thereby increasing the income of coconut farmers and generating more jobs in the countryside.

Through the effort of the Agency and in collaboration with other government agencies relative to the “Coconet Slope Protection in NIS and CIS” (Bio-Engineering Technology), NIA was provided with ₱ 396.954 M for this project.

NIA accomplished 253,141 square meters of coconet slope protection area in NISs and 91,601 square meters in CIS as of December 31, 2018. Overall Physical accomplishment is 91.07 % in NIS and 91.73% in CIS.





# ADMINISTRATIVE

The Administrative Department main task is to formulate or update plans, programs, guidelines and procedures that pertains to personnel management and development programs, records management, property and procurement management, maintenance of building and facilities, administer employees health program. The department is also responsible for the general security and safety of the Agency. There are five organizational units namely Human Resources Division (HRD), Procurement & Property Division (PPD), General Services Division (GSD), Medical and Dental Services (MDS), and Civil Security Affairs (CSA).

## HUMAN RESOURCES

The HRD has processed a total of 42 appointments (monthly/co-terminous/contractual) – 31 at Central Office for Executive and Managerial positions and 11 at Field Offices. These 42 appointees have assumed office. Further, 348 casual appointments (new and renewal), 19 consultancy, and 30 contract of services were also processed. It also processed the 2018 plantilla and submitted various forms required by DBM and CSC relative to appointments. Other documents processed and issued were payrolls, leave applications, Finger Scanning Report, various certifications, Daily Time Records, Service Records, and clearances. Several required forms for Pag-IBIG, CSC, PhilHealth, GSIS, and other government agencies concerned offices were submitted. Lastly, compliance reports for the CSC Contact Center ng Bayan, Presidential Complaints Center, and SALN were submitted to the Office of Ombudsman. Electronic filing of 201 files of NIA employees at the Central Office was started.

### A. PERSONNEL INVENTORY

A total of 95 positions for filling up were processed for Permanent and Co-Terminous Positions with the following status:



PARTICULARS	Engineering & Operations/ DM from Field Offices	Administrative & Finance/ IAS/CORPLAN	TOTAL
Central Office Permanent/ Co-Terminous Positions	30	23	53
Division Managers from Field Offices	21		21
Executive Positions	4		4
<b>Total with Appointments</b>	<b>55</b>	<b>23</b>	<b>78</b>
Processed items but for reposting	5	12	17
<b>TOTAL PROCESSED</b>	<b>60</b>	<b>23</b>	<b>95</b>

PARTICULARS	Engineering & Operations/ DM from Field Offices	Administrative & Finance/ IAS/CORPLAN	TOTAL
CSC Attested	47	18	62
For Attestation at CSC	8	5	15
For transmittal to CSC		1	1
<b>TOTAL</b>	<b>55</b>	<b>23</b>	<b>78</b>

A total of 348 casual employees for January to June 2018 and 341 for July to December were appointed, and whose appointments were attested by CSC.

CASUAL APPOINTMENTS	JANUARY TO JULY 2018	JULY TO DECEMBER 2018	TOTAL
ORIGINAL	44	30	
RENEWAL	250	298	
REAPPOINTMENT	54	12	
REEMPLOYMENT		1	
<b>TOTAL</b>	<b>348</b>	<b>341</b>	<b>689</b>

A total of 19 Consultancy Contracts were processed.

- Office of the Administrator – 11
- Office of the Senior Deputy Administrator – 1
- Office of the Administrator for Administrative and Finance – 12
- Office of the Administrator for Engineering and Operations – 4
- Design and Specifications Division – 1



## B1. CAPABILITY DEVELOPMENT PROGRAMS

The Training and Career Development Section (TCDS) organized and conducted/facilitated a total of 30 programs, eight of these programs were held in multiple batches for a total of 54 programs. Enumerated are the list of the conducted activities with details of their schedules and venues:

TITLE	DATE	VENUE
Year-End Financial Assessment and Planning Review for CY 2018	January 17-19, 2018	Region IV-A
Personnel Inventory for FY 2019 Budget Meeting Workshop	February 28, 2018	Classroom B, IEC Bldg.
Magna Carta for Women/Solo Parent Act	March 8, 2018	Convention Hall
HRD Team Building Activity	March 15-17, 2018	Bolinao, Pangasinan
Orientation on the Revised SALN	B1 - March 20, 2018 - am B2 - March 20, 2018 - pm B3 - March 22, 2018 - am B4 - March 22, 2018 - pm	NIA Convention Hall
Gender Sensitivity Training / GBEST	B1 - April 4-6, 2018 B2 - April 11-13, 2018 B3 - April 18-20, 2018 B4 - April 26-27, 2018 B5 - May 2-4, 2018	Classroom B, IEC Bldg.
G-MEF	April 18-20, 2018	Classroom A, IEC Bldg.
Seminar-Workshop on Management Capability Building	B1 - April 4-10, 2018 B2 - May 7-12, 2018 B3 - July 2-6, 2018 B4 - August 13-17, 2018 B5 - September 17-28, 2018	Batch 1 - Region 3 Batch 2 - Region 3 Batch 3 - Region 11 Batch 4 - Region 7 Batch 5 - UPRIS
Orientation on TRAIN Law	April 24, 2018	Classroom B, IEC Building
Hydraulic Engineering Center HMS and HECRAS Training	B1 - May 9-11, 2018 B2 - June 5-6, 2018 B3 - June 7-8, 2018	B1 - Classroom A, IEC Bldg. B2 - Region 3 B3 - Region 3
Orientation on Quality Management System ISO 9001:2015	B1 - May 30, 2018 (am) B2 - May 30, 2018 (pm)	NIA Convention Hall
Competency-Based Orientation	July 11, 2018	NIA Convention Hall
Functional Review and Competency Analysis Workshop	July 25-27, 2018	DAPCC, Tagaytay City
Orientation on NEDA Guidelines and Procedures for Entering into Joint Venture Agreement between Government and Private Entities and on Swiss Challenge	August 8, 2018	Classroom B, IEC Bldg.
Seminar on Gender Sensitivity cum Orientation on GAD Plan and Budget and Gender Mainstreaming	August 8, 2018	Classroom A, IEC Bldg.
Validation Presentation Competency for Core and Leadership	August 9, 2018	Classroom A, IEC Bldg.
Contractor's Forum for the Implementation of NIA Infrastructure Projects	August 29, 2018	Convention Hall
Functional Review and Competency Analysis Workshop for Engineering	August 30-31, 2018	ACE Hotel & Suites, Pasig City
Refresher Course on Derivation of Water Duty, Method of Irrigation and Water Delivery and Distribution (WDD) and Soil, Water and Crop Characteristics Important to Irrigation Schedule	August 13-17, 2018	UPRIS Farmer's Training Center / DRD
CSC R.A.C.E Fun Run Activity	September 2, 2018	Quirino Grandstand, Manila
Functional Review and Competency Analysis Workshop for Operations	September 9-10, 2018	ACE Hotel & Suites
Functional Review and Competency Analysis Workshop for Management	September 13-14, 2018	ACE Hotel & Suites
Project Performance Review/Assessment of All On-going Projects and Programs of Engineering and Operations Including Feasibility Study and Detailed Engineering	B1 - September 4-6, 2018 B2 - September 11-12, 2018 B3 - September 13-14, 2018	NIA Convention Hall
Basic Orientation on Safety and Health Seminar	B1 - October 8-12, 2018 B2 - October 22-26, 2018 B3 - November 5-9, 2018 B4 - November 19-23, 2018	Classroom B, IEC Bldg.
Harmonized Guidelines on Gender and Development	B1 - October 17-19, 2018 B2 - October 24-26, 2018 B3 - November 5-7, 2018 B4 - November 12-14, 2018 B5 - November 26-28, 2018	NIA Penthouse
Workshop on Writing Technical Competency Tables	October 25-26, 2018	ACE Hotel & Suites
Third Quarter Assessment of Project Operations and Management Performance	November 6-8, 2018	Convention Hall
Training Course in Knowledge Management	November 26-27, 2018	Classroom B, IEC Bldg.
Validation Presentation of Technical Competencies	December 5, 2018	Classroom B, IEC Bldg.
Road Education Safety Seminar for Central Office Drivers	December 12, 2018	Classroom B, IEC Bldg.



## B2. FOREIGN AND LOCAL TRAININGS/MEETINGS

One hundred thirty-nine personnel attended 17 foreign training programs in the following listed programs:

TITLE	NUMBER OF PARTICIPANTS	SPONSOR	VENUE	DATE
<b>FOREIGN</b>				
International Seminar on On-Farm Level Development	1	Japanese Institute of Irrigation and Drainage (JIID)	Japan	January 15-20, 2018
Post-Qualification Evaluation	13	N/A	Sri Lanka / China	February 6-10, 2018
Agri-Business/Eco-Tourism Course	1	Japan International Cooperation Agency (JICA)	Japan	February 7-24, 2018
8th World Water Forum	5	Brazilia, Brazil	Brazil	March 18-23, 2018
Training Tour in Korea (Construction Stage) Under JRMP II	15	Korea Rural Community Corporation Cooperation (KRC)	Korea	April 4-17, 2018
Head & Field Office Visit in China	7	China CAMC Engineering Co., Ltd. (CAMCE)	China	April 17-21, 2018
INWEPF Working Group I Workshop: Multiple Roles of Paddy Fields in INWEPF Member Countries	10	International Network for Water and Ecosystem in Paddy Fields (INWEPF)	Malaysia	April 23-26, 2018
Inaugural ASEAN Power Grid Summit 2018	13	N/A	Laos	May 21-23, 2018
Water Management (Reforestation) in the Philippines	5	Korea International Cooperation Agency (KOICA)	Korea	July 24 to August 2, 2018
2018 International Conference and 68th International Executive Council (IEC) Meeting	14	International Commission on Irrigation and Drainage (ICID)	Canada	August 10-24, 2018
Water Resources Development and Management Training Program	1	KOICA	Korea	August 16 to September 6, 2018
Masters Degree Program in Water Resources Management	1	KOICA	Korea	August 16, 2018 to January 14, 2020
Sustainable Water Management in Response to Climate Change	1	KOICA	Korea	August 30 to September 15, 2018
INWEPF Working Group 2 Workshop: Workshop on Modernizing Irrigation and Drainage System in Response to Climate Change	9	INWEPF	Korea	September 18-19, 2018
Training Course on New Technologies of Agricultural Engineering and Agro-Processing for Developing Countries	1	Ministry of Science and Technology Peoples Republic of China	China	October 11-30, 2018
USCID's 11th International Conference on Irrigation and Drainage	13	ICID	USA	October 15-19, 2018
15th (INWEPF) Steering Committee Meeting	29	INWEPF	Japan	November 19-25, 2018



Likewise, TCDS has conducted briefings for 112 newly hired NIA employees whether casual, permanent, and COS as enumerated:

MONTH	NO. OF PERSONNEL
January	10
March	11
April	22
May	14
June	12
July	15
August	7
September	7
October	8
December	6
Total Number of Employees	112

## PROCUREMENT AND PROPERTY

Republic Act 9184 requires an approved Annual Procurement Plan (APP) for each Agency. The Project Procurement Management Plan (PPMP) of Regional/Project Offices and Central Office for the succeeding year shall be submitted to Budget and Revenue Division (BRD) not later than July 15 of the current year. The BRD shall validate inclusion of projects against budget and thereafter forward the submitted PPMP to the Procurement and Property Division, Administrative Department for consolidation into APP. The APP including Supplemental is approved by the Administrator.

The provisions of RA 9184 in the procurement of goods and services, civil works, and consulting services were observed and implemented in accordance with the Approved Annual Procurement Plan of NIA for CY 2018.

Approved Annual Procurement Plan for CY 2018 (Good and Services)	₱ 965,428,926.26
• Total Number of PR Created	717
• Total Amount of of PR	₱ 375,113,780.45
Total Number of Agency Procurement Request (APR) Processed	70
• Total Amount of Agency Procurement Request	₱ 2,780,961.83
• Total Amount of Direct Purchase/Exclusive Supplier	₱ 50,332,310.81
• Total Number of Purchase Order and Contracts	514
• Total Amount of Purchase Orders	₱ 44,742,337.26
• Total Number of Awards (Bidding for Goods and Services)	16
• Total Amount of Awarded Contracts (Bidding for Goods and Services)	₱ 79,858,770.26
• Total Amount Disbursed	₱ 52,191,388.24
• Number of PR Returned to End-User*	135

\* for various reasons



## GENERAL SERVICES

GSD has completed and/or supervised completion of the following projects/works:

- Upgrading of Physical Fitness Gym
- Stage at the NIA Covered Court
- Monitoring Room (By Contract)
- Public Address System
- Office of the Deputy for Administrative and Finance Sector (ODA-AFS)
- Conference Room of the ODA-AFS
- Office of the Senior Deputy Administrator (By Contract)
- Open Car Park near GSD Office
- Guest Room No. 3 and Lobby Improvement Dormitory
- Construction of Concrete Fence beside Collapsed Plantbox adjacent to NIA Chapel

On-going projects are as follows:

- NIA Covered (Basketball) Court Improvement
- Painting of Wall with Bamboo Murals at Stairways of NIA Bldg. B
- Guard House – Procurement Stage
- Painting at Perimeter Fence
- Legal Services Pantry
- NIA Signage for Gate 1, 2, 3, and 4 (Electrical Installation)

GSD authored:

- MC 2018-071 Addendum to MC 71 s. 2015 - Revised Rental for the Function Rooms and Covered Court signed August 6, 2018



# ADMINISTRATIVE

## MEDICAL AND DENTAL SERVICES



- A. The Medical and Dental Services proposed issuance of one Memorandum Circular, two Office Circulars, and various unnumbered memoranda and advisories on Health and Wellness Program for NIA employees for CY 2018.
- B. Conducted lectures on Hypertension, Dyslipidemia, Lifestyle Management, Hepatitis B, Influenza, Pneumonia, Breast Cancer Awareness, and PHC World Health Day.
- C. Conducted various Wellness Program activities, such as Monthly FBS, Cholesterol, Urinalysis, BP Monitoring, Bone Density, Breast Examination, Body Mass Index, Pneumococcal Vaccination, Drug Testing Activity, and Annual Physical Examination for NIA-CO Employees.
- D. Dental Services rendered:
  - Consultation Services - 270 employees and 40 dependents
  - Oral Prophylaxis - 119 employees and 7 dependents
  - Restoration - 121 employees and 28 dependents
  - Extraction - 50 employees and 22 dependents

## CIVIL SECURITY AFFAIRS

- a. Monitored a total of 10,440 visitors/clients who transacted business with NIA for the period January to December 2018 equivalent to an average of 870 visitors per month.
- b. Conducted security services during the NIA 55th Anniversary, NIA Christmas Ball, and other events.
- c. Devised and enforced safety and security measures within NIA Compound;
- d. Implemented the “No ID No Entry” Policy and compliance of wearing the NIA Official Uniform.
- e. Implemented “Locator Slips” for official and personal business before exit during office hours.
- f. Issued Car stickers for NIA official vehicles and Employees vehicles.
- g. Devised CSA filing system of records and documents.
- h. Conducted investigation and submitted report on vehicular incidents within NIA Compound.
- i. Received and forwarded a total of 5,872 client feedback forms to PAIS.
- j. Monitored/registered a total of 5,648 Stay-In NIA Personnel.
- k. Provided security assistance during the conduct of the drug testing for NIA Central Office employees.

## ENERGY CONSERVATION PROGRAM

The NIA has attained reduction in electricity by 10.04 percent but exceeded in fuel by 11.46 percent, that translated into a total savings of ₱1,732,600.08 broken down as follows:

### I. ELECTRIC CONSUMPTION

NIA was able to reduce electric consumption by 10.04 percent or 210,319.00 kilowatt hours equivalent to ₱2,101,641.43 savings compared to the reference consumption set by Malacañang as benchmark:

ELECTRIC CONSUMPTION as of December 31, 2018							
MONTH	REFERENCE CONSUMPTION (KWHR) (JAN-JUNE 2004 AVE) (1_)	2018 ACTUAL CONSUMPTION		2018 SAVINGS / (EXCESS)		%SAVINGS / (EXCESS)	
	KWHR	KWHR	COST (₱)	COST/KWHR	KWHR	COST (₱)	KWHR
JANUARY	174,623.00	134,832.00	1,227,834.74	9.11	39,792.00	362,364.74	22.79%
FEBRUARY	174,623.00	143,566.00	1,349,233.27	9.40	31,057.00	291,873.69	17.79%
MARCH	174,623.00	147,876.00	1,536,237.17	10.39	26,747.00	277,866.16	15.32%
APRIL	174,623.00	136,692.00	1,489,647.53	10.90	37,931.00	413,365.96	21.72%
MAY	174,623.00	174,821.00	1,706,008.48	9.76	-198.00	(1,932.20)	-0.11%
JUNE	174,623.00	172,964.00	1,687,454.92	9.76	1,659.00	16,185.38	0.95%
JULY	174,623.00	161,295.00	1,655,676.46	10.26	13,328.00	136,810.54	7.63%
AUGUST	174,623.00	158,057.00	1,611,693.84	10.20	16,566.00	168,922.10	9.49%
SEPTEMBER	174,623.00	141,443.00	1,426,835.04	10.09	33,180.00	334,710.00	19.00%
OCTOBER	174,623.00	170,014.00	1,667,602.60	9.81	4,609.00	45,207.93	2.64%
NOVEMBER	174,623.00	183,242.00	1,829,881.33	9.99	-8,619.00	(86,070.59)	-4.94%
DECEMBER	174,623.00	160,356.00	1,599,825.52	9.98	14,267.00	142,337.74	8.17%
<b>TOTAL</b>	<b>2,095,476.00</b>	<b>1,885,157.00</b>	<b>18,787,930.90</b>	<b>9.97</b>		<b>2,101,641.43</b>	<b>10.04%</b>

Note: 1\_/\_ - Per Malacañang Memo dated 18 November 2005 re: Benchmark Figures for Power and Fuel Consumption.

### II. FUEL CONSUMPTION

Similarly, as a result of the implementation of energy conservation program on fuel, NIA was able to reduce the fuel consumption for Diesel by 10.86 percent or 5,936.62 liters equivalent to ₱273,866.29 but exceeded the fuel consumption for Gasoline by 92.11% or 11,915.91 liters, equivalent to ₱642,907.65 compared to the reference consumption set by Malacañang as benchmark. Overall there is an excess in total fuel consumption by 5,979.29 liters, equivalent to ₱369,041.35.

FUEL CONSUMPTION as of December 31, 2018							
PARTICULARS	REFERENCE CONSUMPTION (KWHR) (JAN-JUNE 2005 AVE) (1_)	2018 ACTUAL CONSUMPTION		2018 SAVINGS / (EXCESS)		%SAVINGS / (EXCESS)	
	LITERS	LITERS	COST (₱)	AVERAGE COST/LITERS	LITERS	COST (₱)	KWHR
DIESEL	60,601	54,664.38	2,521,760.06	46.13	5,936.62	273,866.29	10.86%
GASOLINE	1,020	12,935.91	697,940.44	53.95	(11,915.91)	(642,907.65)	-92.11%
<b>TOTAL</b>	<b>61,621</b>	<b>67,600.29</b>	<b>3,219,700.50</b>	<b>-</b>	<b>(5,979.29)</b>	<b>(369,041.35)</b>	<b>-11.46%</b>

Note: 1\_/\_ - Per Malacañang Memo dated 18 November 2005 re: Benchmark Figures for Power and Fuel Consumption.

**NATIONAL IRRIGATION ADMINISTRATION  
STATEMENT OF FINANCIAL POSITION  
ALL FUNDS**

As of December 31, 2018  
(in Philippine Peso)

Note: Audited Report

	Note	2018	2017 (As Restated)
<b>ASSETS</b>			
<b>Current assets</b>			
Cash and cash equivalents	8	6,368,143,286	9,847,413,418
Receivables - net	9	32,692,459,568	36,533,077,946
Inventories	10	133,772,531	111,515,587
Prepayments	11	5,095,339,658	4,166,041,627
Other current assets	11	26,591,970	26,591,970
<b>Total current assets</b>		<b>44,316,307,012</b>	<b>50,684,640,548</b>
<b>Non-current assets</b>			
Investment property - net	12 & 13	72,758,893,300	69,342,413,376
Property, plant and equipment - net	14	266,328,306,052	231,590,477,185
Other non-current assets	16	87,156,955	549,229
<b>Total non-current assets</b>		<b>339,174,356,308</b>	<b>300,933,439,790</b>
<b>TOTAL ASSETS</b>		<b>383,490,663,320</b>	<b>351,618,080,337</b>
<b>LIABILITIES</b>			
<b>Current liabilities</b>			
Financial liabilities	17	12,371,110,073	4,980,401,754
Inter-agency payables	18	80,458,528,549	80,805,721,631
Other payables	21	4,211,840,488	3,147,174,900
<b>Total current liabilities</b>		<b>97,041,479,110</b>	<b>88,933,298,285</b>
<b>Non-current liabilities</b>			
Financial liabilities	17	7,606,340,534	8,581,340,534
Deferred credits	22	24,276,351,127	23,103,165,665
<b>Total non-current liabilities</b>		<b>31,882,691,661</b>	<b>31,684,506,199</b>
<b>TOTAL LIABILITIES</b>		<b>128,924,170,771</b>	<b>120,617,804,484</b>
<b>NET ASSETS (TOTAL ASSETS LESS TOTAL LIABILITIES)</b>		<b>254,566,492,549</b>	<b>231,000,275,854</b>
<b>NET ASSETS/EQUITY</b>			
Government equity	23 to 25	254,566,492,549	231,000,275,854
<b>TOTAL NET ASSETS/EQUITY</b>		<b>254,566,492,549</b>	<b>231,000,275,854</b>

Certified Correct:

  
**ELIZABETH A. BENZON**  
Acting Manager, Accounting Division

Noted by:

  
**MGEN ROMEO G GAN (Ret)**  
Deputy Administrator for Administrative  
& Finance Sector



# FINANCIAL MANAGEMENT

## NATIONAL IRRIGATION ADMINISTRATION STATEMENT OF FINANCIAL PERFORMANCE ALL FUNDS

For the Year Ended December 31, 2018  
(in Philippine Peso)

Note: Audited Report

	Note	2018	2017 (As Restated)
<b>REVENUE</b>			
Service and business income	26	778,361,856	1,109,787,611
<b>TOTAL REVENUE</b>		<b>778,361,856</b>	<b>1,109,787,611</b>
<b>CURRENT OPERATING EXPENSES</b>			
Personnel services	27	2,652,017,793	2,058,474,349
Maintenance and other operating expenses	28	1,860,545,260	1,667,388,968
Financial expenses	29	812,184	526,045,036
Non-cash expenses	30	5,546,151,016	1,554,637,949
<b>TOTAL CURRENT OPERATING EXPENSES</b>		<b>10,059,526,253</b>	<b>5,806,546,302</b>
<b>SURPLUS FROM CURRENT OPERATIONS</b>		<b>(9,281,164,397)</b>	<b>(4,696,758,691)</b>
Other non-operating income	31	89,592,214	-
Gains	32	5,840,321	10,690,313
<b>SURPLUS BEFORE TAX</b>		<b>(9,185,731,861)</b>	<b>(4,686,068,378)</b>
Less: Income tax expense		-	-
<b>SURPLUS AFTER TAX</b>		<b>(9,185,731,861)</b>	<b>(4,686,068,378)</b>
Assistance and subsidy	33	32,639,613,188	31,689,502,092
<b>NET SURPLUS FOR THE PERIOD</b>		<b>23,453,881,327</b>	<b>27,003,433,714</b>

Certified Correct:

  
**ELIZABETH A. BENZON**  
Acting Manager, Accounting Division

Noted by:

  
**MGEN ROMEO G GAN (Ret)**  
Deputy Administrator for Administrative  
& Finance Sector

**NATIONAL IRRIGATION ADMINISTRATION  
STATEMENT OF CHANGES IN NET ASSETS / EQUITY  
ALL FUNDS**

For the Year Ended December 31, 2018  
(in Philippine Peso)

Note: Audited Report

	Accumulated Surplus	Government Equity	Total
<b>BALANCE AT JANUARY 1, 2017</b>	<b>210,328,519,514</b>	<b>(5,952,685,557)</b>	<b>204,375,833,957</b>
<b>ADJUSTMENTS:</b>			
Add:			
Prior period errors	(239,280,474)		(239,280,474)
<b>RESTATED BALANCE AT JANUARY 1, 2017</b>	<b>210,089,239,040</b>	<b>(5,952,685,557)</b>	<b>204,136,553,483</b>
<b>Changes in Net Assets/Equity for CY 2017</b>			
Add/(Deduct):			
Surplus/(Deficit) for the period, (as restated)	27,529,478,750		27,529,478,750
Prior period errors	(225,088,177)	(440,668,202)	(665,756,379)
<b>BALANCE AT DECEMBER 31, 2017</b>	<b>237,393,629,613</b>	<b>(6,393,353,759)</b>	<b>231,000,275,854</b>
<b>Changes in Net Assets/Equity for CY 2018</b>			
Add/(Deduct):			
Surplus/(Deficit) for the period	23,453,881,327		23,453,881,327
Prior period errors	279,658,710	(167,323,342)	112,335,368
<b>BALANCE AT DECEMBER 31, 2018</b>	<b>261,127,169,650</b>	<b>(6,560,677,101)</b>	<b>254,566,492,549</b>

Certified Correct:

  
**ELIZABETH A. BENZON**  
Acting Manager, Accounting Division

Noted by:

  
**MGEN ROMEO G GAN (Ret)**  
Deputy Administrator for Administrative  
& Finance Sector

**NATIONAL IRRIGATION ADMINISTRATION  
STATEMENT OF CASH FLOWS  
ALL FUNDS**

For the Year Ended December 31, 2018  
(in Philippine Peso)

Note: Audited Report

	2018	2017
<b>CASH FLOWS FROM OPERATING ACTIVITIES</b>		
<b>Cash inflows</b>		
Collection of revenue	336,873,447	542,340,750
Receipt of assistance/subsidy	32,639,613,188	31,588,622,572
Collection of receivables	21,556,704	103,228,849
Receipt of inter/intra-agency fund transfers	204,801,099	147,147,496
Trust receipts	110,572,224	103,046,978
Other receipts	226,444,689	988,475,653
<b>Total cash inflows</b>	<b>33,539,861,351</b>	<b>33,472,862,298</b>
Adjustments		-
<b>Adjusted cash inflows</b>	<b>33,539,861,351</b>	<b>33,472,862,298</b>
<b>Cash outflows</b>		
Payment of expenses	2,551,963,958	4,754,456,230
Grant of cash advances	228,239,233	122,355,747
Refund of deposits	20,111,110	18,738,084
Payment of accounts payable	900,145,125	503,846,192
Remittance of personnel benefit contributions	1,631,534,565	1,352,732,522
Other disbursements	10,023,550,030	1,471,717,439
<b>Total cash outflows</b>	<b>15,355,544,021</b>	<b>8,223,846,214</b>
<b>Net cash provided by operating activities</b>	<b>18,184,317,330</b>	<b>25,249,016,085</b>
<b>CASH FLOWS FROM INVESTING ACTIVITIES</b>		
<b>Cash inflows</b>		
Proceeds from sale/disposal of PPE	3,295,117	1,901,692
Receipt of interest earned	23,149,572	20,011,955
<b>Total cash inflows</b>	<b>26,444,689</b>	<b>21,913,647</b>
<b>Cash outflows</b>		
Purchase/construction of PPE	20,191,114,609	21,730,103,554
<b>Total cash outflows</b>	<b>20,191,114,609</b>	<b>21,730,103,554</b>
<b>Net cash used in investing activities</b>	<b>(20,164,669,920)</b>	<b>(21,708,189,907)</b>
<b>CASH FLOWS FROM FINANCING ACTIVITIES</b>		
<b>Cash outflows</b>		
Payment of Loan to National Development Company	975,000,000	975,000,000.00
Payment of Interest on NDC Loan	523,870,000	523,870,000.00
<b>Total cash outflows</b>	<b>1,498,870,000</b>	<b>1,498,870,000</b>
<b>Net cash used in financing activities</b>	<b>(1,498,870,000)</b>	<b>(1,498,870,000)</b>
<b>Net increase in cash</b>	<b>(3,479,222,590)</b>	<b>2,041,956,178</b>
<b>Cash, January 1</b>	<b>9,847,365,875</b>	<b>7,805,409,697</b>
<b>Cash, December 31</b>	<b>6,368,143,286</b>	<b>9,847,365,875</b>

Certified Correct:

  
**ELIZABETH A. BENZON**  
Acting Manager, Accounting Division

Noted by:

  
**MGEN ROMEO G GAN (Ref)**  
Deputy Administrator for Administrative  
& Finance Sector



**NATIONAL IRRIGATION ADMINISTRATION**  
**STATEMENT OF COMPARISON OF BUDGET AND ACTUAL AMOUNTS**  
**ALL FUNDS**

For the Year Ended December 31, 2018  
*(in Philippine Peso)*

*Note: Audited Report*

	Budgeted Amount	Note	Actual Amounts on	Difference
	Original	Final	Comparable Basis	Final Budget and Actual
<b>RECEIPTS</b>				
Other fees			595,310,548	(595,310,548)
Irrigation Service Fees			67,494,238	(67,494,238)
Miscellaneous income	43,007,634	43,007,634	70,575,782	(27,568,148)
Gains			5,840,321	(5,840,321)
Other revenues	473,896,789	473,896,789	161,027,274	312,869,515
Subsidy from National Government	45,982,702,858	45,982,702,858	32,639,613,188	13,343,089,670
<b>Total receipts</b>	<b>46,499,607,281</b>	<b>46,499,607,281</b>	<b>33,539,861,351</b>	<b>12,959,745,930</b>
<b>PAYMENTS</b>				
<b>Personnel services (PS)</b>				
Basic salaries	1,659,924,876	1,657,990,876	1,334,938,082	323,052,794
Personnel economic and relief allowance	136,368,000	136,368,000	105,552,160	30,815,840
Representation and transportation allowance	23,172,000	23,172,000	19,147,599	4,024,401
Clothing allowance	34,092,000	34,092,000	25,195,570	8,896,430
Subsistence allowance	32,000	32,000	27,840	4,160
Productivity enhancement incentive	28,410,000	28,410,000	13,644,909	14,765,091
Performance-based bonus	137,600,000	137,600,000	133,579,298	4,020,702
Other bonuses and allowances:				
Medical Allowance	3,045,600	3,045,600	2,429,713	615,887
Meal Allowance	1,005,048	1,005,048	747,903	257,145
Children Allowance	330,840	330,840	175,273	155,567
Commutable Allowance/Fringe Benefits			216,000	(216,000)
Fiscals Assistance			207,500	(207,500)
PIB			13,442,765	(13,442,765)
Per diems	2,376,000	768,000		768,000
Special Counsel Allowance	600,000	600,000		600,000
Honoraria - Bids and Awards Committee	2,000,000		1,453,579	(1,453,579)
Anniversary Bonus			11,056,000	(11,056,000)
(BAC) personnel				-
Monetization				-
Collective negotiation agreement (CNA)			83,464,500	(83,464,500)
Longevity Pay	2,500,000	2,500,000	3,011,000	(511,000)
Cash gift	28,410,000	28,410,000	40,204,366	(11,794,366)
Year-end bonus	138,327,073	134,299,073	213,166,560	(78,867,487)
Mid-year bonus	138,327,073	134,299,073		134,299,073
Overtime and night pay	15,617,760	15,617,760	18,223,267	(2,605,507)
Retirement Benefits	55,862,156	55,862,156	6,477,683	49,384,473
Terminal leave benefits	179,033,121	179,033,121	428,409,106	(249,375,985)
Fixed expenditures:				
Life and retirement insurance	199,190,985	141,942,985	153,363,720	(11,420,735)
Pag-ibig contributions	6,818,400	6,818,400	5,415,754	1,402,646
Philhealth contributions	21,089,561	14,812,561	16,571,391	(1,758,830)
ECC contributions	6,818,400	6,818,400	5,714,090	1,104,310
Other Personnel Benefits			16,182,166	(16,182,166)
CARP	98,022,000	98,022,000		98,022,000
<b>Total personnel services</b>	<b>2,918,972,893</b>	<b>2,841,849,893</b>	<b>2,652,017,793</b>	<b>189,832,100</b>
<b>Maintenance and other operating expenses (MOOE)</b>				
Professional services:				
Legal services	7,040,100	7,040,100	1,498,989	5,541,111
Auditing services	105,300,509	105,300,509	159,886,193	(54,585,684)
Consultancy services	19,800,000	19,800,000	33,844,526	(14,044,526)
Environment & Sanitary Service	746,000	746,000		
General services			248,150	14,959,509
Janitorial services	15,207,659	15,207,659	14,984,376	(14,984,376)
Security services	8,451,600	8,451,600	6,400,809	2,050,791
Other professional services	10,958,000	10,958,000	1,806,729	9,151,271
Taxes, insurance premiums and other fees:				
Taxes, duties and licenses	82,759,785	82,759,785	7,489,373	75,270,412
Fidelity bond premiums	5,036,705	5,036,705	5,221,029	(184,324)
Insurance expense	10,343,169	10,343,169	10,579,649	(236,479)
Insurance expense - government motor vehicles	-	-		-
Insurance expense - SRA directors/officers				-
Income tax expense			-	-
Travelling	65,104,108	65,104,108	60,843,720	4,260,388
Supplies and materials:				
Office supplies	88,016,919	24,712,919	40,207,284	(15,494,365)
Laboratory supplies				-
Fuel, oil and lubricants	133,463,841	50,419,841	76,036,726	(25,616,886)
Agricultural and marine supplies				-
Textbook and instructional materials	333,200	112,200		112,200
Other supplies	50,250,322	20,849,322		20,849,322
Medical, Dental and Laboratory supplies	1,646,500	551,500		551,500
Drugs and Medicine	5,984,422	2,006,422		2,006,422
Accountable Forms	3,432,215	1,951,215		1,951,215

Semi-expendable machinery & equipment expenses			1,446,320	(1,446,320)
Semi-expendable furniture, fixtures & books expenses			1,164,189	(1,164,189)
Water	16,342,967	16,342,967	7,481,422	8,861,545
Electricity	97,959,497	97,959,497	172,780,980	(74,821,482)
Repair and maintenance:				-
Land Improvements			132,607	(132,607)
Office buildings and other structure	51,228,514	22,285,514	17,475,832	4,809,682
Furniture and fixtures	16,950,598	3,727,598	486,932	3,240,667
Infrastructure, Irrigation/ Agricultural equipment	92,020,826	17,661,826	38,161,221	(20,499,395)
Machineries and equipment	120,848,175	34,701,175	33,743,612	957,563
Transportation equipment	114,594,429	56,355,429	62,237,857	(5,882,428)
Other property and equipment	8,996,200	2,509,200	511,760	1,997,440
Communication expense:				-
Postage and courier services	3,413,650	1,476,246	1,625,438	(149,192)
Telephone - mobile	8,792,033	3,607,091	3,971,629	(364,538)
Telephone - landline	16,900,946	11,449,509	12,606,614	(1,157,105)
Internet subscription	7,290,012	4,439,205	4,887,838	(448,633)
Cable, Satellite, Telegraph	4,977,668	416,259	458,327	(42,068)
Transportation and delivery expenses	2,172,873	674,873	692,552	(17,679)
Membership dues and contributions	965,816	965,816	151,853	813,963
Training	76,737,567	45,097,567	121,463,998	(76,366,431)
Scholarship expenses				-
Awards and rewards	500,000	500,000	631,900	(131,900)
Advertising	4,639,180	1,188,180	665,792	522,388
Printing and publication	5,908,175	5,616,175	3,824,088	1,792,087
Rent expenses	7,115,945	7,115,945	13,119,622	(6,003,677)
Representation expenses	11,831,910	11,453,910	18,515,835	(7,061,924)
Subscription expenses	4,531,369	765,369	866,623	(101,254)
Survey expenses			1,921,987	(1,921,987)
Donations/Grants/Subsidies/Contributions	186,000	186,000	1,088,177	(902,177)
Extraordinary and miscellaneous expense	548,000	548,000	3,864,258	(3,316,258)
Miscellaneous expenses				-
Other MOOE	219,354,695	219,354,695	884,828,068	(665,473,373)
Gender awareness and development				-
Accountable Forms Expenses			154,527	(154,527)
Food Supplies Expense			407,255	(407,255)
Drugs and Medicines Expenses			830,949	(830,949)
Medical, Dental & Laboratory Supplies Expenses			14,856	(14,856)
Other Supplies and Materials Expenses			27,595,862	(27,595,862)
Bank Charges			26,905	(26,905)
Interest Expense			1,663,123	(1,663,123)
IA Operation & Maintenance	510,000,000	510,000,000		510,000,000
Other MOOE from GAA Projects	425,764,000	425,764,000		425,764,000
<b>Total MOOE</b>	<b>2,444,446,100</b>	<b>1,933,513,100</b>	<b>1,860,548,360</b>	<b>72,218,741</b>
<b>Capital outlay</b>	<b>39,637,318,288</b>	<b>39,637,318,288</b>	<b>20,191,114,609</b>	<b>19,446,203,679</b>
<b>Financial expenses</b>	<b>1,498,870,000</b>	<b>1,498,870,000</b>	<b>1,498,870,000</b>	<b>-</b>
<b>Others</b>	<b>-</b>	<b>-</b>	<b>969,167,303</b>	<b>(969,167,303)</b>
<b>Total payments</b>	<b>46,499,607,281</b>	<b>45,911,551,281</b>	<b>27,171,718,065</b>	<b>18,739,087,216</b>
<b>NET RECEIPTS/(PAYMENTS)</b>	<b>(0)</b>	<b>588,056,000</b>	<b>6,368,143,286</b>	<b>(5,779,341,286)</b>

Certified Correct:

  
**ELIZABETH A. BENZON**  
 Acting Manager, Accounting Division

Noted by:

  
**MGEN ROMEO G GAN (Ret)**  
 Deputy Administrator for Administrative  
 & Finance Sector

# GCG NIA's PERFORMANCE SCORECARD



Republika ng Pilipinas  
National Irrigation Administration  
(Pambansang Pangasiwaan ng Patubig)  
Lungsod ng Quezon

## FY 2018 PERFORMANCE SCORECARD As of December 2018

NATIONAL IRRIGATION ADMINISTRATION FY 2018 PERFORMANCE SCORECARD Quarterly Accomplishments																		
			Weight	Formula	Rating System	Baseline			Quarterly Report 2018									
						2015	2016	2017	Target	1st Quarter	Weight (%)	2nd Quarter	Weight (%)	3rd Quarter	Weight (%)	4th Quarter	Weight (%)	
SOCIAL IMPACT / STAKEHOLDERS	SO 1	Increased Irrigated Areas Contributing to Food Security																
	SM 1	Percentage of irrigation development	4%	Service Area over Potential irrigable area of 2,427 ha	Actual over Target	57.33%	63.01%	63.05%	65.5% (1,590M)	63.25% (1,535M)	2.53%	63.43% (1,539M)	2.54%	63.66% (1,545M)	2.55%	64.54% (1,566M)	2.79%	
	SM 2	Cropping Intensity for NIS (%)	10%	(Wet + Dry Irrigated Area) / Firmed Up Service Area	Actual over Target	175%	183%	184%	190%	98%	5.16%	137%	7.21%	195%	10.00%	195%	10.00%	
		a. Reservoir systems	8%			146%	143%	148%	150%	77%	4.11%	123%	6.56%	157%	8.00%	158%	8.00%	
		b. Diversion systems	7%			142%	134%	148%	150%	80%	3.73%	135%	6.30%	153%	7.00%	153%	7.00%	
	SO 2	Increased Satisfaction of Farmers																
	SM 3	Satisfaction rating on services rendered		At least 90% of total respondents must give a rating of 3 or higher	All or Nothing	85.73%	92.26%	90%	90%	0%	0.00%	0%	0.00%	0%	0.00%	94%	5.00%	
		a. NIS	5%					90%	90%	0%	0.00%	0%	0.00%	0%	0.00%	94%	5.00%	
		b. CIS	3%					90%	90%	0%	0.00%	0%	0.00%	0%	0.00%	94%	5.00%	
		Subtotal/	27%							16.63%		22.61%		27.65%		36.79%		
INTERNAL PROCESSES	SO 3	Improve Planning, Design and Implementation of Irrigation Projects to be Climate Change Adaptive																
	SM 4	Areas generated and restored	4%	Actual area	Actual over Target	12,054	5,103	13,875	24,069	0	0.00%	1,898	0.32%	6,040	1.00%	19,963	3.32%	
			a. Generated (ha)															
			- Current Year	4%	Actual area	Actual over Target	20,228	11,465	19,359	35,991	4,015	0.45%	6,479	0.72%	7,922	0.88%	15,339	1.70%
			- Carry over															
	SM 5	b. Restored	2%	Actual area	Actual over Target	14,029	4,666	11,752	11,246	0	0.00%	821	0.15%	4,910	0.87%	13,212	2.00%	
			- Current Year	2%	Actual area	Actual over Target	3,492	8,364	13,684	21,356	17,744	2.49%	18,778	2.64%	19,785	2.78%	24,675	3.00%
			- Carry over	3%	Actual area	Actual over Target												
			a. Earth Canal (km)	2%	Actual length	Actual over Target	528.09	0	249	1,031	135.44	0.26%	276.53	0.54%	399.14	0.77%	656.7	1.27%
	SM 6	b. Concrete Lined Canal (km)	2%	Actual length	Actual over Target	671.78	459.98	1,133	1,971	275	0.28%	721	0.73%	1,199	1.22%	2,254	2.00%	
		c. No. of Canal Structures	2%	Actual count	Actual over Target	1,462	1,253	3,454	7,442	1,237	0.33%	2,523	0.68%	4,338	1.17%	7,209	1.94%	
		Area covered with coconut along irrigation facilities for slope protection																
		Current	2%	Actual area	Actual over Target	NA	299,224 sq.m.	172,000 sq.m. (60%)	332,196	0	0.00%	107,416	0.65%	194,909	1.17%	384,022	2.00%	
	Carry-over	1%			NA	NA	210,000 sq.m. (100%)	113,923	77,449.86	0.68%	100,703	0.88%	255,457	1.00%	260,253	1.00%		
SO 4	Ensure Efficient and Effective Operation and Maintenance of Irrigation Systems																	
SM 7	Number of IAs with IMT Contracts (new contracts only)	8%	Actual Count	Actual over Target	149	110	2,352	112	23	1.64%	64	4.57%	81	5.79%	112	8.00%		
SO 5	Improve Income Generation from Non-Irrigation Sources																	
FINANCE	SM 8	Total Other Income	8%	2. Other Income	Actual over Target	P943,343,799	P1,009,291,083	P636,062,720	P517,000,000	P160,050,725	2.48%	P341,853,458	5.20%	P412,201,448	6.38%	P780,421,376	8.00%	
	SM 9	Budget Utilization		Actual Obligation	Actual over Target		69%											
			a. SARO															
			Current	2%				100%	100%	31%	0.62%	68%	1.36%	81%	1.61%	93%	1.87%	
			Prior Years	3%				100%	100%	20%	0.60%	27%	0.81%	40%	1.21%	44%	1.32%	
	SM 10	b. NCA Utilization		Disbursement	Actual over Target													
			Current	2%				100%	100%	58%	1.16%	57%	1.14%	74%	1.48%	95%	1.90%	
			Prior Years	3%				100%	100%	55%	1.06%	76%	2.28%	85%	2.54%	100%	3.00%	
			Payment of accounts payable downloaded by NIA Central Office within 3 days from the receipt of cash from BTR	1%	Amount downloaded to the regional offices within 3 days from the receipt of cash from BTR	Actual over Target	NA	NA	100%	100%	100%	1.00%	100%	1.00%	100%	1.00%	100%	1.00%
		Subtotal/	19%								7.52%		11.88%		14.22%		17.68%	
SO 6	Adopt a Results-based Performance Culture																	
LEARNING AND GROWTH	SM 11	Competency Framework	2%	Milestone	All or Nothing	NIA is evaluating CSF's proposed contract	Draft of Competency Framework	Procurement of third party service provider	Completed Position Profiles for all positions (Central Office, Regional Offices, IMOs)	Draft MOA undergone several reviews, Presented to the Board the development of the competency framework	0.00%	MOA was accepted by both parties (NIA and DAP)	Inception meeting and project implementation planning was conducted	Series of functional review and competency analysis workshop conducted	0.00%	Twenty-four (24) Technical Competencies identified	0.00%	
	SO 7	Improve Management Information Systems and Processes																
	SM 12	Number of management information systems & processes automated	6%	Actual Number	Actual over Target	4 - completed and implemented	3 - completed (remaining) and implemented	3 programs completed and implemented	1. Project Preparation Facility on Information and Communication Technology (ICT) Nationwide (Output - Report on Feasibility) 2. Online Monitoring of FSIDE	1. Negotiation with Korean Eximbank, DOF and NEDA 2. Series of Meeting conducted for the development of the system	0.00%	1. Series of meeting conducted with Korean Eximbank, DO and NEDA 2. Ongoing Developmental and Documentation	0.00%	1. Series of meeting conducted with Korean Eximbank, DO and NEDA 2. Presentation of developed system and Approved Letter of Acceptance	3.00%	1. TWG for the preparation of the ISSP conducted series of meeting for the finalization of the NIA ISSP and presented to the NIA Executive meeting for their comments 2. Completed and implemented	3.00%	
	SM 13	ISO 9001:2015 Certification	6%	Milestone	All or Nothing	MOA signed	Readiness Assessment	Certification under ISO 9001:2008 of CO, UPRIS, 4A and Quezon IMO	Certification under ISO 9001:2015 of CO, UPRIS, 4A & Quezon IMO	Technical Guidance on Review and Enhancement of Operational Controls and Procedures	0.00%	Transition and Surveillance Audit Central Office, UPRIS, Region 4A and Quezon IMO	0.00%	Certification under ISO 9001:2015 of CO, UPRIS, 4A & Quezon IMO	6.00%	Certification under ISO 9001:2015 of CO, UPRIS, 4A & Quezon IMO	6.00%	
	Subtotal/	14%								0.00%		0.00%		9.00%		9.00%		
	TOTAL	100%								29.16%		46.35%		67.42%		88.11%		

Prepared by:

DELVY J. REVELLAME  
NIA-GIS TWG Chairman/  
Acting Manager, Operations Department

Certified Correct by:

MEEN RYMO G. GAN (Ret.)  
Compliance Officer for NIA-GIS  
Deputy Administrator for Administrative and Finance

Approved by:

GER ARDORO R. VISAYA (Ret.)  
Administrator  
National Irrigation Administration (NIA)



## FINANCIAL AND OPERATIONS AUDIT

The Internal Audit Services (IAS) conducted independent review of the NIA's internal control environment in all aspects of operations, thus, paved the way to the efficiency of NIA quality management systems and governance processes.

For CY 2018, the Financial and Operations Audit Division has conducted several types of audit and follow-up activities in Central Office and various Field Offices (RIOs and Projects > CAR, Regions 1, 2, 3, 4A, 5, 7, UPRIS, MARIIS, BBMP, and MMIP):

- Compliance with regulatory and statutory laws on R.A. 9184, DBM-COA issuances and other related issuances involving financial, operations, procurement and implementation of infrastructure projects,
- Evaluation of the Agency's internal control systems adopted on various aspects of management operations,
- Validation and verification of Commission on Audit (COA) report on the results of audit of NIA accounts and transactions for the year ended December 31, 2017 (CY 2017 COA-AOM), and
- Follow-up actions taken on previous NIA-IAS and COA audit issues/observations and determination of persons responsible for appropriate disciplinary action.

IAS recommendations strengthen controls that hindered operational and financial fraud, waste, and abuse. The Agency management concurred with the IAS recommendations that led to the following:

- Improved compliance and increased awareness in regulatory and statutory laws on project procurement and implementation, imposition of liquidated damages, disbursement of funds, and other operational transactions,
- Improved operations performance (in terms of actual irrigated area) in some regional offices like Regions 1, 3, 4A, 4-B, 5, 7, 8, 9, and 12, on account of the multi-billion funds infused to finance the Restoration/ Rehabilitation Projects,
- Computerized NIA reporting system for improved effectiveness of control and monitoring of fund releases, and
- Issued five warnings and termination of erring employee found responsible and accountable in consonance with NIA MC 96, s. 2018.

The rise of expectation from the internal auditors to contribute value to the operation of the Agency gave way to the circularization of an office memorandum directing the active participation of the internal auditors in seminars/workshop for optimum quality audit.

For capacity development, six trainings/seminars/conventions on strategic audit were participated by IAS Internal Auditors, which were catered by the Agency and private organizations/ service providers, such as Association of Government Internal Auditors (AGIA) and Center for Internal Advisory Services of the Philippines (CIASP).



## ORGANIZATION AND MANAGEMENT AUDIT

The Organization and Management Audit Division (OMAD) accomplished the following activities relative to organization and management:



### I. MANAGEMENT SERVICES

- Finalized Proposed NIA Organizational Strengthening (considered immediate needed positions due to increase in projects) before turnover of Management functions to CORPLAN,
- Reassigned two personnel from IAS to the Interim Management Services Division (MSD) under CORPLAN for four months (February to May 2018 with one month extension up to June 2018), to transfer and train personnel to be hired in the interim MSD).

### II. INTERNAL AUDIT

- Conducted audit in Central Office
  - a. Leave Administration Audit at the Employee Welfare and Benefit Section, Human Resources Division (HRD) Administrative Department (AD)
  - b. Process on Procurement of Goods at the Procurement Section, PPD, AD
  - c. Asset Management Audit at the Property Section, PPD, AD

- Corresponding audit reports submitted to the Administrator, furnished the Board Audit Committee for information and guidance, the Auditee for compliance.
- Conducted field audit in the following Regions:
  - a. Leave Administration Audit - UPRIS, Regions 3, and 4-A
  - b. Audit the process on the Procurement of Goods and Asset Management - CAR, MARIIS, Regions 2,5, and 4-A
- Seven audit reports submitted to the Administrator, furnished the Board Audit Committee and the Auditee.
- Monitored submission of compliance report by the audited regions/offices.

### III. OTHER ACTIVITIES

- Conducted Technical Inspection of Office Supplies in Central Office
- Attended BAC B activities as observer.



# LEGAL SERVICES

This Office pursues its mandate in providing legal assistance and expertise in protecting the Agency's corporate rights, interests, properties, and all other undertakings.

The Legal Services appeared before the courts and other quasi-judicial bodies in the prosecution and/or defense of various case involving the NIA where it prepared/filed 115 pleadings where some cases and reviews are in coordination with the Office of the Solicitor General (OSG) and the Office of the Government Corporate Counsel (OGCC), including other cases filed before administrative bodies such as Commission on Audit (COA), National Commission on Indigenous People (NCIP), National Water Resources Board (NWRB), Office of the Ombudsman, and Civil Service Commission (CSC).

In support to speedy implementation of flagship and various irrigation projects of the Agency, the Legal Services has reviewed and processed 10 civil works contracts; facilitated the approval/renewal of 15 Retainership Contracts; and 60 right-of-way/damages claims.

Likewise, the Office processed/reviewed 20 Memorandum of Agreements/Understanding and 17 Lease of Agreements/Service Contracts.

Foremost, the Legal Services has rendered 25 legal opinions, acted on 350 various administrative matters and conducted several fact-finding investigations referred by NIA offices nationwide.

Civil Works Contracts	10
Approval and Renewal Of Retainership Contracts	10
Right-of-Way/Damages Claims	80
Memorandum of Agreements/Understanding	34
Contract for Consultancy Services	3
Contract for Supply	3



NIA Administrator Ricardo R Visaya and Deputy Administrator for Administrative and Finance Sector Romeo G Gan with Senate Minority Leader Franklin M. Drilon during the signing of the contract for the construction of the P11.2-billion Jalaur River Multi-purpose Project Phase II (JRMP II) between NIA Administrator Ricardo Visaya and Daewoo Engineering and Construction Co., Ltd. on September 03, 2018 at the Administrator's Conference Room, 2nd Floor, Building A, NIA Central Office.



NIA Top Management Officials headed by Administrator Ricardo R Visaya (Middle Left) and the executives MAC Builders/BNYU Development Corporation (Joint Venture) represented by its Authorized Managing Officer, Manuel A. Chua (Middle Right), sign the Contract Agreement for the Construction of P474.99-million Calunasan Earthfill Dam and its appurtenant structures under the Small Reservoir Irrigation Project (SRIP) on December 10, 2018 at the Administrator's Conference Room, 2nd Floor, Building A, NIA Central Office.



# PUBLIC AFFAIRS AND INFORMATION STAFF

In consonance with its mandate of projecting the best image and goodwill of the Agency, PAIS has continued to play its vital role towards efficient, effective, and time-bounded dissemination of relevant information related to NIA's plans, projects, programs, activities, and accomplishments.

In 2018, PAIS has accomplished the following core functions.

## I. PUBLICITY AND PUBLIC RELATIONS

In communicating to the public, PAIS has maximized the use of various media, namely:

- a. In-house Publications
  - NIA Currents
  - NIA Digest
  - NIA Annual Report
  - NIA Wall Calendar for 2019
  - NIA Executive Planner for 2019
  - NIA Primer
  - "Pinwheel" NIA Anniversary Book
  - Reinstating Reforms with Valor (RRV) Book I
- b. Live/phone patch interviews with accurate information on NIA's update or response to issues at hand in:
  - Radio (8 sessions),
  - TV networks (1 session)
- c. Four press conferences
  - In Region 4-A
  - In Region 5
  - In Iloilo
  - In Region 6
- d. Improved social media for wider scope of dissemination
  - Uploaded PDF file of in-house publication to NIA website
  - Responded to 104 messages from various senders with 100% response rate visible on FB page. Likewise, regular updates of worthy information done on NIA FB that serves as NIA website where press releases are uploaded.
  - Secured 371 news on-line regarding NIA issues and forwarded to proper office for appropriate action.
  - Thirty-two approved news and photo releases are posted at NIA website under "Working Administrator".

Produced/updated/maintained operation of 15 Audio-visual presentation (AVP) through LED TV installed at NIA C.O. Lobby, and produced four AVPs: a 12-minute video of dams for Agro-Tourism, collaborated with Philippine Information Agency a 7-minute video of "Kugi Agi", three-minute video for World Water Day 2018, and five-minute video for the Cabinet Secretary.

Likewise, PAIS maintained the Photo Gallery and Bulletin Board to keep NIAns and other stakeholders informed about the activities of the Agency.

PAIS coordinated, participated, covered, and documented the following significant events:

- NIA Tree Planting Program
- NIA 55th Anniversary
- Lighting of NIA 2018 Christmas Tree
- NIA Christmas Program
- NIA General Assembly
- Stakeholders Forum, Inauguration, groundbreaking, launching of projects, and
- Other similar events, such as 2nd NIA National Photography Competition

PAIS represented NIA and actively participated in 2018 World Water Day, and National Water Forum. Likewise, established close coordination re: activities on (International Commission on Irrigation and Drainage (ICID), International Network for Water and Ecosystem in Paddy Fields (INWEPF), Office of the President's 8888 Hotline and Freedom of Information (FOI).



## II. PROGRAM MONITORING

- Reviewed/scanned daily all subscribed newspapers, 7 broadsheet and 5 tabloid, and secured 82 newspaper clippings about NIA for Administrator's information and ready reference.
- Monitored print, TV, radio, and news releases for appropriate action.
- Provided technical assistance to other NIA offices.
- Continued technical development to Regional/Project Public Relations Officers (PROs).
- Monitored and filed hydrological data of Pantabangan, Magat and Angat/Customs Dams for quick reference.

## III. OTHER ACTIVITIES

- Membership in various committees, such as GCG, ISO, and PSB.
- Technical Advisor to management in relation to public affairs and information activities
- Served as Secretariat to NIA Managers' Conference and Joint ARDOMA and PMS Conferences
- Attended budget hearings in Congress and Senate
- Participated in public hearing in Congress regarding irrigation-related issues.
- Attended to walk-in clients and other stakeholders

## IV. LIBRARY WORKS

- Provided references and other reading materials for researchers/readers regarding some NIA projects.
- The Library Management Information System (LMIS) is on its final step towards implementation



## V. CUSTOMER FEEDBACK AND COMPLAINTS MANAGEMENT

- 8888 Citizen's Complaint Hotline 262 complaints to NIA nationwide were processed, coordinated, properly addressed and closed.
- 119 phone queries were promptly answered/responded and referred to appropriate offices.
- Consolidated and summarized 866 FOI requests from all over the country were referred/endorsed to appropriate offices. Submitted 2018 FOI Reports Inventory, Registry, and Summary to PCOO.
- Consolidated and summarized 1,714 Client Feedback Forms submitted to PAIS.





## TREES. WATER. LIFE. 2018

On the heels of the successful implementation of the National Greening Program (NGP) since 2011, on which the National Irrigation Administration (NIA) is a member, the government saw it fit to further extend its implementation to year 2028 under Executive Order No. 193, series of 2015 (Expanding the Coverage of the NGP). It aims to cover the remaining area of unproductive, denuded, and degraded forestlands nationwide.

As part of the Agency's commitment to NGP and to the nation, on its 7th year of conducting Tree Planting Program, Central Office participants went all the way to the planting site – the Porac-Gumain River Irrigation System in Brgy. Nabuclod, Floridablanca, Pampanga under NIA Region 3.

About 50 CO employees together with the Top Management Officials, planted trees in the chosen site. They joined NIA Region 3 employees, Irrigators Associations, Local Government Units, and some uniformed personnel.

NIA strongly supports the broader challenge to continue and nourish the environment geared towards the commitment to change. For the simultaneous National Tree Planting of NIA this 2018, the Agency has planted 48,638 various tree species to an area of 150.77 hectares nationwide.



### NATIONAL TREE PLANTING ACCOMPLISHMENT REPORT 2018

OFFICE	SPECIES	NO. OF SEEDLINGS	HECTARES COVERED	NO. OF PARTICIPANTS
CENTRAL OFFICE	mahogany, narra, and mangium	500	0.5	50
CAR	agro-forest and forest trees	2,635	1	360
REGION 1	atis, guyabano, camachile, mahogany, tamarind, narra, and rambutan	1,550	3.2	362
REGION 2	narra, guyabano, mahogany, and fruit trees	1,883	4	735
REGION 3	mahogany, narra, and mangium	3,000	2	250
REGION 4-A	rubber tree, narra, guyabano, cacao, molave, dwarf cabalyero, kawayan, and mango	3,200	4.2	528
REGION 4-B	narra, mahogany, bangkal, guyabano, coffee, calamansi, jackfruit, cacao, ipil, sampaloc, cashew, and agoho	2,770	5.74	438
REGION 5	fruit-bearing, and hardwood	1,500	0.3	405
REGION 6	talisay gubat, hardwood/bacan, fruit-bearing trees, and mangium	5,000	15.6	552
REGION 7	narra, mahogany, narig, kalingag, nato, agoho, mahogany, cacao, jackfruit, lanzones, and mangosteen	2,132	0.54	475
REGION 8	mahogany, narra, kolo, yakal, mango, calamansi, kamagong, jackfruit, chico, lanzones, and santol	2,075	2.17	634
REGION 9	mahogany, durian, pomelo, jackfruit, santol, marang, coffee, rambutan, lanzones, falcate, narra, and cacao	1,555	4.15	448
REGION 10	palcata, narra, cacao, guyabano, durian, rambutan, mahogany, bagrass, jackfruit, mango, and pink trumpet	1,340	7.9	414
REGION 11	hardwood - nato, bitanghol, molave, ulayan, mahogany, and narra	1,850	8.85	312
REGION 12 AND MMIP	mahogany, molave, and narra	1,500	1	134
CARAGA	fruit trees, mahogany, palcata, narra, and bamboo	3,948	10.7	653
MARIIS	mahogany, fruit trees – guyabano, and jackfruit	6,000	6	548
ARISEP	mahogany and acacia auri	200	0.06	104
UPRIIS	narra, and mahogany	2,300	4.86	100
CMIPP	cashew	2,000	3	56
BBMP	tamarind, atis, anonas, santol, mahogany, and lanete	1,700	65	210
<b>TOTAL</b>		<b>48,638</b>	<b>150.77</b>	<b>7,768</b>




# 2018 OFFICIAL PUBLICATIONS

## NIA CURRENTS






## NIA DIGEST



## ANNUAL REPORT



## OTHERS



# PARTNER AGENCIES

## JAPAN INTERNATIONAL COOPERATION AGENCY (JICA) TCP3 “The help for Improving Operations and Maintenance of NIS.”



The Project for Improving Operations and Maintenance of National Irrigation Systems is a 4-Year Grant Project of JICA, the 3rd Technical Cooperation Project (TCP3) with NIA. It aimed at establishing sustainable O&M implementation structure in NA and to execute O&M activities efficiently by introducing an organized method of data collection, standardized indicators to judge irrigation performances, thereby enabling effective O&M monitoring and development of strategic plans.

TCP3 focuses on the formulation of Farmland Geographic Information System (FGIS) that involves farm lot mapping, introduction of Facility Management (FM) concept for O&M activities and improvement of Water Delivery and Distribution (WDD).

JICA provided equipment for the establishment of workstations for eight pilot regions and trained selected technical staff of NIA nationwide focused on the main activities of the project

## INTERNATIONAL NETWORK FOR WATER AND ECOSYSTEM IN PADDY FIELDS (INWEPF)



INWEPF was established during its joint Ministry for Agriculture Fisheries and Food (MAFF) of Japan and Food and Agriculture Organization (FAO) forum on water for Food and Agriculture in 2003. Which recommended three challenges: “Food Security and Poverty Alleviation”, “Sustainable Water Use”, and “Partnership”.

The Philippines, as an active member of INWEPF sent delegates to the 15th Steering Committee held in Nara Japan last November 20-22. Two technical papers were presented by the Philippine delegates as a contribution to the INWEPF knowledge.

INWEPF member countries are Japan, Korea, Malaysia, Thailand, Vietnam, Cambodia, Sri Lanka, Philippines, India, Singapore, Myanmar, and Indonesia.

## PHILIPPINE NATIONAL COMMITTEE OF THE INTERNATIONAL COMMISSION ON IRRIGATION AND DRAINAGE (PNC-ICID)



ICID•CIID

Established on 24 June 1950 as an international scientific, technical, and voluntary not-for-profit non-government organization, dedicated to improving water and land management and the productivity of irrigated and drained lands for the enhancement of the worldwide supply of food and fiber for all people.

PNC-ICID Objectives:

- Aims to formulate and recommend to the appropriate agencies of the Government policies and practices in irrigation, drainage, and related aspects of water resources development that may redound to the benefit of the country.
- Seeks to organize meetings, symposia, workshops, and seminars to discuss issues pertaining to irrigation, drainage, and river training, and to publish the proceedings thereof for dissemination to appropriate Philippine agencies and concerned individuals.
- Cooperate with other professional societies on related activities and promote exchange of technical information of mutual interest.

Officials of PNC-ICID visited NIA encouraging active participation to the activities of PNC-ICID.



# BOARD OF DIRECTORS



**LEONCIO B. EVASCO, JR.**  
*Cabinet Secretary*  
**CHAIRMAN**



**GEN RICARDO R. VISAYA (Ret)**  
*Administrator, National Irrigation Administration*  
**VICE CHAIRMAN**



**ERNESTO M. PERNIA**  
*Director General, National Economic and Development Authority*  
**MEMBER**



**ROLANDO G. TUNGPALAN**  
*Deputy Director-General, National Economic and Development Authority*  
**REPRESENTATIVE**



**PIO J. BENAVIDEZ**  
*President, National Power Corporation*  
**MEMBER**



**GREGORIO G. SARMIENTO**  
*Private Sector*  
**MEMBER**



**MARK A. VILLAR**  
*Secretary, Department of Public Works and Highways*  
**MEMBER**



**MARIA CATALINA E. CABRAL**  
*Undersecretary, Department of Public Works and Highways*  
**REPRESENTATIVE**



CHAIRMAN	
LEONCIO B. EVASCO, JR.	
Cabinet Secretary	
Telephone No.:	(02) 784-4286 loc 6920
E-mail:	osec@cabsec.gov.ph
Other Position	Chairman, Housing and Urban Development Coordinating Council
Offices under his Watch:	<ul style="list-style-type: none"> <li>• Cooperative Development Authority</li> <li>• Housing and Urban Development Coordinating Council</li> <li>• National Anti-Poverty Commission</li> <li>• National Commission on Indigenous People</li> <li>• National Commission on Muslim Filipinos</li> <li>• National Food Authority</li> <li>• National Youth Commission</li> <li>• Presidential Action Center - Office of the President</li> <li>• Philippine Commission on Women</li> <li>• Philippine Coconut Authority</li> <li>• Presidential Commission on the Urban Poor</li> <li>• Technical Education Skills Development Authority</li> <li>• National Irrigation Administration</li> </ul>
Past Position	Mayor of Maribojoc, Bohol June 30, 2007 to June 30, 2016
Personal Details:	Born: March 29, 1944
	Alma Mater: Seminario Mayor de San Carlos
	Course: AB Philosophy and Theology Ateneo de Davao University Graduate Studies
	Occupation: Businessman
Education:	AB Philosophy (Seminario Mayor de San Carlos, Cebu City) Theology (Seminario Mayor de San Carlos, Cebu City) Graduate Studies (Ateneo de Davao University)
Work Experience:	Cabinet Secretary, 30 June 2016 - present Maribojoc Municipal Mayor, 2007 to 30 June 2016 OIC-Davao City Engineer's Office, 2004-2007 Chief of Staff, Davao City Mayor, 2001-2004 Chief of Staff, Rep. Rodrigo Duterte, 1998-2001 Head, Davao City Economic Enterprise, 1996-1998 Chief of Staff, Davao City LGU, 1990-1996
	<i>No trainings attended for the year 2018</i>

VICE CHAIRMAN			
GEN RICARDO R VISAYA (Ret)			
Administrator, National Irrigation Administration			
Telephone No.:	(632) 92202795; 926-4519; 926-4508		
E-mail:	administrator@nia.gov.ph		
	<p>On 01 July 2016, Gen. Ricardo R. Visaya assumed command of the 128,000 strong and able men and women of the Armed Forces of the Philippines ushering in a new era of change that laid down the foundation for a stronger security and defense policy under the new administration of President Rodrigo Roa Duterte. Among the priorities that the then COS Gen. Visaya set forth during his term were the following: unification of all Filipinos in winning the peace through people-centered approach; support to the expanded peace process and participation in consensus building towards nation building; unrelenting Focus Military Operations against terrorist groups and allied cells; intensified support to law enforcement to eliminate widespread criminality and permeation of illegal drugs; refocused modernization for rebuilding internal security capabilities; enhanced Humanitarian Assistance and Disaster Response capabilities; and, professionalism of ranks and genuine transformation anchored on good governance.</p> <p>During his term of office as COS, Gen. Visaya was able to institutionalize reforms that paved the way for a stronger and more responsive Armed Forces. On 08 Dec 2016 upon his retirement from the service. Gen. Visaya was awarded the Legion of Honor degree of Commander by no less than the President of the Republic of the Philippines, President Rodrigo Roa Duterte.</p>		
Date and Place of Birth	08 Dec 1960; Bacarra, Ilocos Norte		
Date entered Military Service:	01 April 1979		
Compulsary Retirement:	08 Dec 2016		
Military Schoolings:	COURSE TAKEN	NAME OF SCHOOL	DATE COMPLETE
	BACHELOR OF SCIENCE	PHILIPPINE MILITARY ACADEMY	11 MAR 1983
	SCOUT RANGER COURSE	SRTC, FSRR, PA	15 SEP 1983
	INTEL OFFR BASIC COURSE	SITS, ISAF	30JUN 1987
	TRADECRAFT FOR TRAINORS	SITS, ISAF	30 MAY 1989
	INFANTRY BASIC COURSE	CAS, TCPA	14 DEC 1989
	INFANTRY ADV COURSE	CAS, TCPA	24 MAY 1989
	ELECTRONIC WARFARE	CMS, G2, PA	23 JUL 1996
	PROJ MGMNT/ACQ PLANNING	TOTAL LOG MGMNTTM	18 AUG 2000
	BID EVAL/CONTRACT NEGO	TOTAL LOG MGMNTTM	11 JUL 2001
	CONTRACT MGMTCRSE	TOTAL LOG MGMNTTM	05 DEC 2001
	CGSC	CGSC, TRADOC, PA	18 DEC 2003
	EXECUTIVE COURSE	APCSS, US PACOM, HAWAII	21 NOV 2006
	PACIFIC MGMNTSEM	USARPAC, TOKYO, JAPAN	28 AUG 2009
Civilian Schoolings:	HIGH SCHOOL	BACARRA NATIONAL HS	27 MAR 1977
	BS INDUSTRIAL ENG	ADAMSON UNIVERSITY	2ND YEAR-1979
	PROF MGRS PROG	ATENEO UNIVERSITY	15 APR 1991
	MASTER IN PUBLIC AD	POLYTECHNIC UP	15 MAY 99 UG
	FIN STATEMENT ANALYSIS	UNIVOFASIAAND PACIFIC	31 JAN 2001
	MASTER OF PROJ MGMN	ADFA, AUSTRALIA	11 DEC 2002
Significant Assignments:	01 JUL 16-08 DEC 16	CHIEF OF STAFF, AFP	
	08 SEP 14-01 JUL 16	COMMANDER, SOLCOM	
	26 APR 13-08 SEP 14	COMMANDER, 4ID	
	31 MAR 13-26 APR 13	ASSTDIVCMDR, 6ID	
	21 MAY 12 - 31 MAR 13	BDE CMDR, 901BDE	
	01 APR 11-21 MAY 12	BDE CMDR, 104BDE	
	09 DEC 09 - 24 AUG 10	CMDR, JTF LAND	
	15 JAN 07 - 23 OCT 07	CMDR, CMOBN, CMOG, PA	
	01 MAR 04 -15 JAN 07	CMDR, 69IB, 7ID, PA	
	16 FEB 01-15 FEB 02	CMDT, TIS, ISG, PA	
	07 JAN 97 -16 APR 99	CMDR, 3ISU, ISG, PA	
	20 SEP 95-07 JAN 97	AC OF STAFF FOR OPNS, G3, ISG, PA	
	01 AUG 91-15 MAR 95	CMDR, FS336, 3ISU, ISG, PA	
	01 FEB 86-31 DEC 86	CMDR, B COMPANY, 28IB, 4ID, PA	
	02 DEC 83 - 31 DEC 84	PLTN LDR, B COMPANY, 28IB, 4ID, PA	
Awards And Decorations:	2 - PHIL LEGION OF HONOR DEGREE OF COMMANDER 5 - DISTINGUISHED SERVICE STAR 11 - BRONZE CROSS MEDAL 46 - MILITARY MERIT MEDAL 12 - MILITARY COMMENDATION MEDAL 3 - GAWAD SA KAUNLARAN 3 - MILITARY CIVIC ACTION MEDAL 2 - LUZON ANTI-DISS CAMPAIGN MEDAL 2 - MINDANAO ANTI-DISS CAMPAIGN MEDAL 1 - SAGISAG NG U LI RANG KAWAL 1 - HONOR GRADUATE AWARD 2 - LONG SERVICE MEDAL		
Commendation And Honors Received:	16 - PLAQUE OF MERIT 1 - PMAAA CAVALIER AWARD 1 - PMAAA OUTSTANDING ACHIEVEMENT AWARD		
	No trainings attended for the year 2018		

MEMBER	
HON. PIO J. BENAVIDEZ	
President and Chief Executive Officer, National Power Corporation	
Telephone No.:	(632) 921-2998
E-mail:	pjbenavidez@napacorp.gov.ph
Personal Background:	<ul style="list-style-type: none"> <li>➤ Born October 14, 1951 in Bato, Catanduanes;</li> <li>➤ Graduated Cum Laude in 1973 from Feati University with a degree of Bachelor of Science in Mechanical Engineering. He is a licensed Professional Mechanical Engineer;</li> <li>➤ Graduated with "Superior Performance Honor" in 1990 at the Asian Institute of Management under the Management Development Program;</li> </ul>
Previous Assignments:	<ul style="list-style-type: none"> <li>➤ Executive Advisor of Axia Power Holdings Philippines Corporation a Marubeni Company;</li> </ul>
	<ul style="list-style-type: none"> <li>➤ Former Senior Vice President of NPC, managing All Plant Generations, Technical and Maintenance Services, Independent Power Producers, Pre/Post Privatization Activities, Assets Preservation Department, Human Resources and Administration, Watershed Management Dept and Dams Reservoir &amp; Flood Forecasting Dept;</li> </ul>
	<ul style="list-style-type: none"> <li>▪ Vice Chairman – Nuclear Power Projects Core Group;</li> <li>▪ Sr. Adviser – NPC-ALECO Management Team;</li> <li>▪ Philippine Delegation Head – HAPUA Working Group;</li> <li>▪ Chairman, Steering Committee – NPC/PSALM O&amp;M Agreement;</li> <li>▪ Alternate Board Member – Renewable Energy Board;</li> <li>▪ Represents the Philippines in numerous fora on Energy in the ASEAN, Asia, APERC, SOME/ANEM/APEC;</li> <li>▪ Guest Lecturer, Consultant in the Energy field both here in the Philippines and Asia.</li> </ul>
	<ul style="list-style-type: none"> <li>➤ Have extensive study and on the job training in Geothermal Power Plant Planning, Design Engineering and Operations both in Japan and in the Philippines;</li> <li>➤ As an NPC employee/official, have extensive exposure &amp; expertise in Planning, Design and Engineering, Power Plant Operation and Maintenance, Research and Development and Island Missionary Electrification and Renewable Energy;</li> <li>➤ Received specialized training in Coal, Non-Conventional Energy and Natural Gas Utilization;</li> <li>➤ Overall coordinator – Task Force Halalan, 2004 and 2010;</li> <li>➤ Board Member – Philippine Electricity Market, 2003 – 2004;</li> <li>➤ Used to be a Mathematics instructor at Feati University from 1972 and 1976;</li> <li>➤ He is a reserved officer in the Armed Forces of the Philippines with a rank of Captain;</li> <li>➤ He is married to Virginia H. Benavidez, the former Ambassador to Brunei Darussalam &amp; New Zealand and former Chief of Mission 1, Department of Foreign Affairs. They have two children Alexander and Rubianca.</li> </ul>
	No trainings attended for the year 2018

MEMBER		
HON. MARK A. VILLAR		
Secretary, Department of Public Works and Highways		
Telephone No.:	(632) 304-3300	
E-mail:	villar.mark@dpwh.gov.ph	
Employment:	<b>Acting Secretary</b>	Department of Public Works and Highways Philippines August 2016
	<b>Representative, Lone District of Las Piñas City</b>	House of Representatives Philippines July 2013-July 2016
	<b>Representative, Lone District of Las Piñas City</b>	House of Representatives Philippines 2010-2013
	<b>General Manager</b>	Crown Asia Corporation 2002-2010
Academic Folio:	<b>Post Graduate:</b>	The University of Chicago Booth of Business Masters in Business Administration June 2013-March 2015
	<b>Undergraduate:</b>	University of Pennsylvania Bachelor of Science in Political Science, Philosophy and Economics 1997-2001
	<b>Secondary/Elementary:</b>	International School of Manila 1984-1991; 1992-1996
No trainings attended for the year 2018		



**MEMBER****HON. ERNESTO M. PERNIA, PhD****Director General,  
National Economic and Development Authority****Telephone No.:** (632) 631-0945 to 55**E-mail:** odg@neda.gov.ph

Dr. Ernesto M. Pernia is currently Secretary of Socioeconomic Planning and Director General of the National Economic and Development Authority. He is Professor Emeritus of Economics at the University of the Philippines.

Dr. Pernia has close to 18 years experience at the Asian Development Bank (ADB), starting as Economist, rising to Senior Economist, Principal Economist, and then Lead Economist. He developed and directed projects in various Asian countries on investment climate and productivity, economic growth and poverty reduction, education and health, human resource development, and regional economic cooperation. He led staff and a dozen consultants that produced the seven-volume study on the "East ASEAN Growth Area: Brunei Darussalam, Indonesia, Malaysia, Philippines" (1996) – which provided the roadmap for the implementation of the landmark regional cooperation undertaking. He also represented ADB at various international development conferences in North and Latin America, Europe and Africa, besides Asia.

He has chaired the board of trustees of the University of San Carlos (2011-2014), having been a trustee since 2005; and was a director on the board of the Philippine-American Academy of Science and Engineering (2008-2013). Currently, he is on the board of Holy Name University (Tagbilaran). As well, he sits on the board of the Philippine-Russian Business Assembly, and previously on the board of the First Philec Solar Corporation. Further, he serves on the boards of a number of NGOs, including the Philippine Center for Population and Development, Forum for Family Planning and Development, Friendly Care Foundation, and Bahay Tuluyan, variously involved in promoting quality education and health, science and technology, poverty reduction, improved governance, and population and development.

Dr. Pernia had been Professor of Economics and Chairman, Department of Economics at the UP School of Economics, and previously Director for Research. He was a Visiting Research Fellow at the East-West Center Resource Systems Institute in Honolulu, and was Regional Adviser on population and employment policy for Asia and the Pacific with the International Labour Organization. He has served as a consultant to various international organizations, including the World Bank and UN agencies.

He obtained his PhD degree from the University of California Berkeley on a Ford Foundation scholarship and a Smithsonian Institution dissertation grant. He was granted the Balik Scientist award by the Department of Science and Technology (DOST). He received the first award as Outstanding Young Scientist (economics and social sciences) from the National Academy of Science and Technology. He is a former President of the Philippine Economic Society and Co-Chair of the Federation of ASEAN Economic Associations (1988).

He has written a number of books, numerous articles in international professional journals, and chapters of books. Dr. Pernia was chosen in February 2015 by the Philippine American Academy of Science and Engineering (PAASE) for the Science Award. In March 2011, he received Achievement Award for social sciences from the National Research Council of the Philippines, DOST. In 2009, he was accorded The Outstanding Boholano Around the World award (economics). He is ranked 7th among 250 scientists in the Philippines according to Google Scholar Citations public profiles.

He was an occasional contributor to the Philippine Daily Inquirer Op-Ed column, and formerly to the Business World, and The Philippine Star Science section. (01. VII.16)

*No trainings attended for the year 2018*

MEMBER		
GREGORIO G. SARMIENTO		
Private Sector		
Telephone No.:	(02) 224 0116, (02) 224 1392	
E-mail:	ksl_pp@yahoo.com	
Professional/Business Experience:	Consultant (Present)	KSL Printing Press, Roxas ST., Davao City Gelmi Enterprise, Roxas St., Davao City Seagrass Beach Resort, Island Garden City of Samal GGS Farm, Calinan, Davao City
	Cost Analyst (1979-1980)	Apo Trade Sales, Davao City
	Accounting Supervisor (1977-1979)	Dole Philippines-Stanfilco, Davao City
Education:	Bachelor of Science in Commerce, Major in Accountung, 1977 Holy Cross College of Dlgos (now Cor Jesu College), Digos City, Davao del Sur Athletic Excellence Gold Medalist and Scholar, Advanced ROTC Officer and Awardee Basketball Varsity	
	Highschool, 1973 Saint Michael College of Padada, Padada, Davao del Sur Basketball Varsity	
	Grade School, 1967 Padada Elementary School, Padada, Davao del Sur	
Community and Social Involvement:	Presently, Mindanao State Officer for Calamity Preparedness and Climate Change, and concurrent Assitand Diocesan Councilor Coordinator, Mindanao Jurisdiction, Knights of Columbus. Past District Deputy and former Grand Knight spearheaded Operaation Kontra-Baha, a private-led, multi-agency tree planting initiative along the 3 major rivers in Davap City, 75,000 seedlings planted., in cooperation with then Mayor Sara Duterte-Carpio and the Eastern Mindano Command (Eastmincom).	
	Founding and Current National Chair, Rody Duterte Solid Group (RDSG) Organized in 1998, a multisectoral movement that advocates environmental preservation, grassroots entrepreneurship, and a drug-free and peaceful community; In the recent 2016 presidential elections, independently supported and campaigned for the President Duterte’s federalism platform, and anti-illegal drugs agenda; established a national network of campaigners and advocates, down to the regional and municipal levels.	
	Founding and Current Chair, Kalambuan sa Samal (KABUS) a grassroots-level, self-help association of marginal mongo farmers practicing natural and sustainable farming methods; organized with the advice and assistance of farmer Maribojoc Mayor Leoncio Evasco Jr.  Former President, Padada Valley Association, Inc. an organization of businesspersons and professionals who trace their roots in the so-called Padada valley (composed o the rural municipalities of Sulop, Padada, and Hagonoy in Davao del Sur); whose main advocacy is the education of poor but deserving students from the countryside. Notable members are the Duzeras and PSC Chair William Ramirez.	
	No trainings attended for the year 2018	

## NIA TOP MANAGEMENT OFFICIALS



**GEN RICARDO R VISAYA (Ret)**  
Administrator



**BGEN ABRAHAM B BAGASIN (Ret)**  
Senior Deputy Administrator



**MGEN ROMEO G GAN (Ret)**  
Deputy Administrator  
for Administrative and Finance Sector



**ENGR. C'ZAR M. SULAIK**  
Deputy Administrator  
for Engineering and Operations Sector



# PROGRAM THRUST FOR 2019

HIGHLIGHTS AND SALIENT FEATURES OF MAJOR ITEMS IN THE FY 2019 BUDGET OF THE NATIONAL IRRIGATION ADMINISTRATION (NIA), OFFICE OF THE PRESIDENT

## A. PROGRAMS

### A1. GENERAL ADMINISTRATION AND SUPPORT (GAS)

For the year 2019, the total budget for GAS is ₱17.907 B. The amount of ₱1.499 B is the needed cost to cover the loan repayment of the Agri-Agra Bonds issued by National Development Company (NDC) in FYs 2006 and 2009 relative to the repair and rehabilitation of NIA'S existing systems. The ₱4.715 B is for support to agency's general management, supervision activities in project implementation and existing irrigation systems and for the irrigation fees subsidy in lieu of the irrigation service fees which shall cease to be collected by NIA from farmers association. The said amount shall be used to cover the operating requirements of NIA and maintenance of existing irrigation facilities which were previously charged against the collection from irrigation service fees and the amount of ₱3.348 B for the payment of NIA's Obligation to CE-Casencan Water and Energy Co., Inc. for the water delivery fee. The amount of ₱249.266 M is for Operation and Maintenance of NIS Pump Irrigation Systems, also included the repair of groundwater pump irrigation systems (RGPIIS) in the amount of ₱301.756 M. Lastly, the ₱7.794 B for the repair of existing irrigation systems. Repair works within the operational area is also necessary in order to maintain the facilities and structures to be functional. The repair works will cover about 189 kilometers of earth canal, 841 kilometers of concrete canal lining, 20 kilometers of HPDE/Pre-cast pipes.

### A2. SUPPORT TO OPERATIONS (STO)

In 2019, the total budget for STO is ₱767.167 M broken down into: ₱200 M for the payments for Right-of-Way (ROW) for newly started projects and completed projects, ₱32.5 M for Heavy Equipment Procurement for irrigation systems, ₱422 M for Feasibility Study and Detailed Engineering (FSDE and Pre-Engineering Activities of Various Project and ₱112.302 M for Irrigation Management Transfer Support Services (IMTSS).

### A3. OPERATIONS

#### ORGANIZATIONAL OUTCOME: IRRIGATION FACILITIES AND SERVICES RENDERED

##### PROGRAM 1: IRRIGATION SYSTEMS RESTORATION

For 2019, the irrigation budget under Program 1 amounts to ₱3.014 B. NIA focuses on programs and projects necessary for restoration of non-operational areas of the existing national and communal irrigation systems in the amount of ₱ 2.466 B and to restore an area of 4,188 hectares. The ₱19.034 M is for the restoration of groundwater pump irrigation systems and ₱528.549 M for the Comprehensive Agrarian Reform Program-Irrigation Component, covering communal projects and existing systems.

##### PROGRAM 2: IRRIGATION SYSTEMS DEVELOPMENT PROGRAM

In the FY 2019 the irrigation budget under Program 2 amounts to ₱14.358 B. The following program/project activities are the construction of 22 new and ongoing projects in the amount of ₱4.192 B. It includes ₱100 M for Jalauar River Multi Purpose Project Stage II by KOICA and implementation of Balog-Balog MPIP, Phase 2 (₱400 M). The establishment of pump irrigation systems in the amount of ₱2.382 B composed of construction of Chico River Pump Irrigation Project (₱852 M), (₱411.850 M) for Alfonso Lista Pump Irrigation Project and (₱1.118 B) for establishment groundwater pump irrigation project (EGPIP). There are 19 ongoing small reservoir irrigation projects with total allocation of (₱1.113 B). Similarly being provided are Small Irrigation Projects (₱3.839 B) and Expansion of Existing Irrigation Systems, both National and Communal (₱2.698 B) in order to develop the irrigation systems with facilities and structures to generate new areas.

There are about 24,000 farm families who will benefit from the irrigation programs and projects in 2019 and 152,800 jobs will be created in the implementation of the budget. In effect, the nationwide irrigation development level is estimated to increase to 62.38 percent.

# PRAISE AWARDEES 2018

In line with the Revised Policies on Employees' Suggestions and Incentive Awards System (ESIAS) provided under the Civil Service Commission (CSC) Resolution No. 010112 and CSC Memorandum Circular No. 01, s. 2001, the NIA Program on Awards and Incentives for Service Excellence (NIA PRAISE) through NIA Memorandum Circular No. 18, s. 2003 was adopted.

NIA PRAISE Committee was created to be responsible for the development, administration, monitoring, and evaluation of the awards and incentives system of the Agency which includes the annual conferment of awards for those who have demonstrated significant achievements and notable contributions that brought about substantial benefits to the Agency.

1	Integrated Irrigation Systems Office of the Year	MAGAT RIVER INTEGRATED IRRIGATION SYSTEMS (MRIIS)
2	Regional Office of the Year	REGION 4-B
3	Central Office-Based Project Management Office of the Year	COMPREHENSIVE AGRARIAN REFORM PROGRAM-IRRIGATION COMPONENT (CARP-IC)
4	Field Office-Based Project Management Office of the Year	JALAU RIVER MULTIPURPOSE PROJECT (JRMP)
5	Division Office of the Year	MAGAT RIVER INTEGRATED IRRIGATION SYSTEMS (MRIIS) - DIVISION 2
6	Irrigation Management Office of the Year	PALAWAN IRRIGATION MANAGEMENT OFFICE
7	Best NIA Central Office-Based Employee of the Year	MR. ALEX A. DAYAO
8	Best NIA Field Office-Based Employee of the Year	MS. MILCA B. CAYANGA







## CENTRAL OFFICE

EDSA, DILIMAN, 1101, QUEZON CITY Trunklines Connecting All Departments: 929-6071 to 79; 926-8090 to 91 and 929-3169 www.nia.gov.ph   contact-us@nia.gov.ph   facebook.com/nia.gov.ph			
Office	Name of Official	Tel. Number	Location
Office of the Corporate Board Secretary			
Office of the Corporate Board Secretary	Jiselle Rae A. Villamor	926-3398	3/F, Bldg. B
Office of the Internal Audit Services			
Internal Audit Services	Guillermo C. Mercado	926-2411	2/F, Bldg. B
Office of the Administrator			
Office of the Administrator	Gen Ricardo R Visaya (Ret)	922-2795	2/F, Bldg. B
Corporate Planning Services	Rogelia C. Dela Torre	922-5896	2/F, Bldg. A
Legal Services	Pepito L. Padilla	926-2566	G/F, Bldg. B
Public Affairs and Information Staff	Pilipina P. Bermudez	921-3741	G/F, Bldg. A
Office of the Senior Deputy Administrator			
Office of the Senior Deputy Administrator	BGen Abraham B Bagasin (Ret)	928-1280	G/F, Bldg. A
Office of the Deputy Administrator for Engineering and Operations Sector			
Office of the Deputy Administrator	C'zar M. Sulaik	928-9311	5/F, Bldg. A
Engineering Department	Lydia S. Esguerra	925-4614	5/F, Bldg. A
Operations Department	Delsy J. Revellame	925-8556 928-4130	3/F, Bldg. A
Office of the Deputy Administrator for Administrative and Finance Sector			
Office of the Deputy Administrator	MGen Romeo G Gan (Ret)	926-2388 926-2165	3/F, Bldg. B
Administrative Department	Ailyne C. Agtuca-Selda	922-4768 926-3165	G/F, Bldg. A
Financial Management Department	Editha D. Morales	938-9245	3/F, Bldg. B
Commission on Audit			
Office of the Supervising Auditor	Divina M. Telan	926-3113	2/F, Bldg. A

## CORDILLERA ADMINISTRATIVE REGION

Wangal, La Trinidad Benguet Tel. No. (074) 422-5064/2435/5393; Website : www.car.nia.gov.ph; E-mail car@nia.gov.ph			
BENITO T. ESPIQUE, JR., Regional Manager			
Office	Office address	Tel. Number	Name of Official
Engineering and Operations Division	Wangal, La Trinidad, Benguet	(074) 422-5393	Bradley G. Grospe
Administrative and Finance Division	Wangal, La Trinidad, Benguet	(074) 422-2435	Grace A. Fanged
Regional Office-Abra-Benguet-Ifugao-Mt. Province Irrigation Office	Wangal, La Trinidad, Benguet	(074) 422-5064	Benito T. Espique, Jr.
Abra Satellite Office	Calaba, Bangued, ABra	0906-739-5344	Manuel B. Bustonera
Benguet Satellite Office	Wangal, La Trinidad, Benguet	(074) 655-7260	Ronald A. Bisguera
Ifugao Satellite Office	Banting, Lamut, Ifugao	0906-807-3990	Jone D. Dulnuan
Mt. Province Satellite Office	Caluttit, Bontoc, MT. Province	0999-568-6453	Winston A. Daoas
Kalinga IMO	Bulanao, Tabuk City, Kalinga	0999-950-5295	Patrick N. Resurrecion
Upper Chico River IS	Bulanao, Tabuk City, Kalinga	0926-320-8241	Noly Q. Sabado
Apayao IMO	Main Office: Poblacion East, Flora, Apayao Sub-Office: Libertad, Abulug, Cagayan	575-1078 / 0999-459-1294	Leonardo A. Lamangen
West Abulug Apayao IS	Main Office: Poblacion East, Flora, Apayao Sub-Office: Libertad, Abulug, Cagayan	575-1078 / 0999-459-1294	Leonardo A. Lamangen

## REGION I - ILOCOS REGION

Brgy. Bayaoas, Urdaneta City, Pangasinan Tel. No. : (075) 632-2776 E-mail : r1@nia.gov.ph			
ANGELITO S. MIGUEL, Acting Regional Manager			
Office	Office Address	Tel. Number	Name of Official
Engineering and Operations Division	Bayoas, Urdaneta City	(075) 632-1435	Leonila G. Fernandez
Administrative and Finance Division	Bayoas, Urdaneta City	(075) 632-3191	Vanessa C. Moulic
Ilocos Norte IMO	San Nicolas, Ilocos Norte	(077) 676-1979	Danilo V. Gomez
Ilocos Norte RIS	San Nicolas, Ilocos Norte	(077) 770-3858	
Ilocos Sur IMO	Sta. Maria, Ilocos Sur	(077) 604-0423	Adriano F. Amano / Gertrudes Viado
Banaoang Pump Irrigation System	San Ildefonso, Ilocos Sur	(077) 726-4156	
La Union IMO	Agoo, La union	(072) 687-0703	Roselyn M. Banez
Amburayan RIS	Sudipen, La Union	(072) 527-3126	
Pangasinan IMO	Bayoas, Urdaneta City	(075) 632-2775	Gaudencio M. De Vera
Agno-Sinocalan RIS	Bayoas, Urdaneta City	632-1801	Cipriano Y. Yabut
San Fabian-Dumoloc RIS	San Fernando, Pangasinan	511-4300	
Ambayoan-Dipalo RIS	Tayug, Pangasinan	527-3126	Dolores C. Nicer
Lower Agno RIS	Rosales, Pangasinan	632-7702	

## REGION II - CAGAYAN VALLEY REGION

Minante I, Cauayan City, Isabela Tel/Fax Number: (078) 307-0285, 307-0059; Website: www.region2.nia.gov.ph; E-mail: r2@nia.gov.ph			
RAYMUNDO B. APIL, Regional Manager			
Office	Office Address	Tel. Number	Name of Official
Engineering and Operations Division	Minante 1, Cauayan City, Isabela	(078) 307-0285	Wilfredo U. Salvador
Administrative and Finance Division	Minante 1, Cauayan City, Isabela	(078) 307-0059	Rubelita S. Bancod
Cagayan-Batanes IMO	Maddarulog, Solana, Cagayan	(078) 304-1840	Gileu Michael O. Dimoloy
Baggao Irrigation System	San Jose, Baggao, Cagayan	(0917) 517-9235	Leonardo R. Villegas
Banurbur Creek Irrigation System	Maddalero, Buguey, Cagayan	(0926) 735-8834	Felipa S. Sumer
Baua River Irrigation System	Sta. Cruz, Gonzaga, Cagayan		
Dummun Rlver Irrigation System	Nabaccayan, Gattaran, Cagayan	(0917) 517-9235	Benjamin N. Rivera
East Abulog-Apayao Irrigation System	Matucay, Allacapan, Cagayan	(0917) 518-6638	Rolando P. Sorita
Iguig-Alcala-Amulung Irrigation System	Baculud, Amulung, Cagayan	(0917) 517-9235	Leonardo R. Villegas
Lower Chico River Irrigation System	Centro Tuao, Cagayan	(0936) 653-3456	Ceferino M. Florentin IV
Magapit Pump Irrigation System	Bulala, Camalaniugan, Cagayan	(0926) 735-8834	Felipa S. Sumer
Pinacanauan River Irrigation System	Camasi, PeñaBlanca, Cagayan	(0936) 653-3456	Ceferino M. Florentin IV
Solana Pump Irrigation System		(0936) 653-3456	
Visitation Irrigation System	Sta. Cruz, Gonzaga, Cagayan	(0926) 735-8834	Felipa S. Sumer
Zinundungan River Irrigation System	Centro, Lasam, Cagayan	(0917) 517-9235	Benjamin N. Rivera
Isabela IMO	Minante 1, Cauayan City, Isabela	(078) 307-0012	Wilfredo U. Salvador
Mallig River Irrigation System	Centro, Mallig, Isabela	(0917) 587-2049	Reyvelino C. Apongol
Tumauini Irrigation System	Lingaling, Tumauini, Isabela	(0917) 621-6203	
San Pablo-Cabagan Irrigation System	Garita, Cabagan, Isabela	(0977) 840-8634	
Nueva Vizcaya IMO	Capitol, Bayombong, Nueva Vizcaya	(078) 392-0284	Leonardo R. Villegas
NV Bagabag Irrigation System	San Geronimo, Bagabag, Nueva Vizcaya	(078) 332-2953	Joseph B. Addauan
Quirino IMO	Dibol, Saguday, Quirino	(078) 692-5075	Felipa S. Sumer



## MAGAT RIVER INTEGRATED IRRIGATION SYSTEMS (MARIIS)

Minante I, Cauayan City, Isabela Tel. No. : (078) 307-0288 ; E-mail : mariis@nia.gov.ph			
WILFREDO C. GLORIA, Department Manager			
Office	Office Address	Tel. Number	Name of Official
Engineering and Operations Division	Cauayan City, Isabela	(078) 307-0048	Wilfredo S. Bumagat
Administrative & Finance Division	Cauayan City, Isabela	(078) 307-0047	Pilar G. Cabauatan
Division I	Batal, Santiago City	(078) 662-1789	Carlos G. Lucas
Division II	San Mateo, Isabela	(078) 323-0701	Grace P. Lacasandile
Division III	San Manuel, Isabela	(078) 652-1623	Josue A. Sabio
Division IV	Minante, Cauayan City, Isabela	(078) 307-0276	William B. Oppuer
Dam & Reservoir Division (DRD)	Ramon, Isabela	(078) 305-0129	Eduardo P. Ramos

## REGION III - CENTRAL LUZON

Tambubong, San Rafael, Bulacan Tel. No. : (044) 766-2467 ; E-mail : r3@nia.gov.ph			
JOSEPHINE B. SALAZAR, Regional Manager			
Office	Office Address	Tel. Number	Name of Official
Engineering and Operations Division	Tambubong, San Rafael, Bulacan	(044) 766-4839	Virgilio J. Ilao
Administrative and Finance Division		(044) 816-6808	Rochelle R. Cervantes
Equipment Management Section	Sabang, Baliuag, Bulacan	(044) 766-7704	Leopoldo Q. Maniego
Bulacan-Aurora-Nueva Ecija IMO	Tambubong, San Rafael, Bulacan	(044) 766-3888	Lauro E. Ballesteros
Nueva Ecija Sub Office	Cabanatuan City, Nueva Ecija	(044) 958-9776	Arnel S. Alipio
Aurora Sub Office	San Luis, Aurora	(0917) 892-5295	Enrique G. Carlos
Pampanga-Bataan IMO	Solib, Floridablanca, Pampanga	(045) 970-0622	Isabelito V. Bitangcol
Porac-Gumain RIS	Floridablanca, Pampanga		Danilo M. Mangaba
Colo-Caulaman Ris	Dinalupihan, Bataan		Alvin Roberto A. David
Pampanga-Delta RIS	San Luis, Pampanga		
Tarlac-Zambales IMO	Brgy. Jefmin, Concepcion, Tarlac	(045) 982-1064	Prudencio B. Santos
Camiling RIS	Malacampa, Camiling, Tarlac City	(045) 934-1832	Juanito D. Jampil
Nayom-Bayto RIS	Sta. Cruz, Zambales		Feliciano Gaspar
Bucay RIS	Botolan, Zambales		

## UPPER PAMPANGA RIVER INTEGRATED IRRIGATION SYSTEMS (UPRIIS)

Maharlika Highway, Cabanatuan City, Nueva Ecija Tel. No. : (044) 958-9709 / 9711 to 9712 E-mail: uprris@nia.gov.ph			
ROSALINDA B. BOTE, Acting Department Manager			
Office	Office Address	Tel. Number	Name of Official
Engineering and Operations Division	Maharlika Highway, Cabanatuan City	(044) 958-9711 loc 103	Alvin L. Manuel, Sr.
Administrative and Finance Division	Maharlika Highway, Cabanatuan City	(044) 958-9701 loc 109	Milca B. Cayanga
Division I	Malayantoc, Sto. Domingo, Nueva Ecija	(044) 456-0043	Felix L. Teaño, Jr.
Division II	Poblacion Sur, Talavera, Nueva Ecija	(044) 940-5938	Cristino C. Castillo
Division III	Maharlika Highway, Cabanatuan City	(044) 958-9710	Jose Ariel G. Domingo
Division IV	Bayanihan, Gapan City, Nueva Ecija	(044) 486-0308	Leonardo F. Ramos
Division V	Maturanoc, Guimba, Nueva Ecija	(044) 335-0542	Wilfredo A. Balauro
Interim Division VI	Cinense, Talugtug, Nueva Ecija	(0927) 817-1229	Roel L. Vegiga
Dam & Reservoir Division (DRD)	Fatima, Pantabangan, Nueva Ecija	(044) 958-9787	Ernesto D. Ponce

## REGION IV-A - CALABARZON

National Highway, Brgy. Santa Clara Sur, Pila, Laguna Tel. No. : (049) 559-0726 ; E-mail : r4a@nia.gov.ph			
ROMEO M. LOPEZ, Regional Manager			
Office	Office Address	Tel. Number	Name of Official
Engineering and Operations Division	National Highway, Brgy. Santa Clara Sur, Pila, Laguna	(049) 359-0723	Engr. Gloriosa L. Hernandez
Administrative and Finance Division	National Highway, Brgy. Santa Clara Sur, Pila, Laguna	(049) 559-0722 Admin (049) 559-0725 finance	Narcisa R. Gabrido
Cavite-Batangas IMO	Naic, Cavite	(046) 412-0282 fax (049) 412-0448	Nicasio C. Pagdanganan
Batangas PIO	Batangas City, Batangas	(043) 702-8709	Edwin S. Nazareno
Palico RIS	Nasugbu, BATangas	(043) 216-2548	
Laguna-Rizal IMO	Pila, Laguna	(049) 559-0533 Fax (049) 559-0735	Fidel P. Martinez
Sta. Cruz - MAbacan RIS	Pila, Laguna	0910-947-6029	Isagani O. Violanta
Laguna FLIS	Calamba, Laguna	(049) 559-0735	Danna G. Dael
Sta. Maria - Mayor RIS	Sta. Maria, Laguna	(049) 523-3631	Ronaldo S. Vergara
Rizal CIS	Baras, Rizal	(02) 210-8562	Melvin James A. Valdez
Quezon IMO	Lucena City, Quezon	(042) 710-2422 Fax (042) 710-3470	Charlie D. Ibbarola
DUMACAA-Hanagdong-Lagnas RIS	Lucena City, Quezon	(042) 710-3470	Lalaine G. Combalicer
Agos RIS	Infanta, Quezon	(042) 535-2471	

## REGION IV-B - MIMAROPA

Bayanan II, Calapan City, Oriental Mindoro Telefax No. (043) 288-7267 ; Website : region4b.nia.gov.ph ; E-mail : r4b@nia.gov.ph			
WILLIAM P. RAGODON, Regional Manager			
Office	Office Address	Tel. Number	Name of Official
Engineering and Operations Division	Calapan City, Oriental Mindoro	(043) 288-7491 (043) 288-7298	Cesar M. Pobre - Division Manager
Administrative and Finance Division			Kirsty Caroline M. Hernandez - Acheron -
Mindoro Oriental-Marinduque-Romblon IMO			Gerardo R. Perez
Baco-Bucayao RIS			Gerardo R. Perez
Pula-Bansud RIS	Pinamalayan, Oriental Mindoro	(043) 284-3152	Bienvenido S. Anterola
Marinduque Office	Boac, Marinduque	(042) 332-0450	Menandro M. Maderazo
Romblon Office	Odiongan, Romblon	(042) 567-5366	Leonora C. Calusin
Occidental Mindoro IMO	San Jose, Occidental Mindoro	(043) 457-0250	Lowell L. Lozano
Caguray RIS	Magsaysay, Occidental Mindoro	(043) 457-0250	Delia F. Abaño
Lumintao Ris	Rizal, Occidental Mindoro		
Amnay Ris	Sablayan, Occidental Mindoro		
Rizal Ris	Sta. Cruz, Occidental Mindoro		
Palawan IMO	Puerto Princesa City, Palawan	(048) 433-4368	Conrado V. Cardenas, Jr.
Malatgao/Batang-batang RIS	Narra, Palawan	(048) 723-2294	Angelino R. Bautista

## REGION V - BICOL REGION

Panganiban Drive, Naga City Tel. No. : (054) 473-8967 E-mail : r5@nia.gov.ph			
FREDDIE M. TOQUERO, Acting Regional Manager			
Office	Office Address	Tel. Number	Name of Official
Engineering and Operations Division	Panganiban Drive, Naga City	(054) 472-2121	Maria Teresa S. Francisco
Administrative and Finance Division	Panganiban Drive, Naga City	(054) 473-2882	Sandra I. Salva
Albay-Catanduanes IMO (interim)	Tuburan, Ligao City, Albay	(052) 485-2443	Hilario P. Gorgonia
South Quinala-Cabilogan San Juan-Mahaba-Nasasi-Ogsong Hibiga RIS			
Camarines Norte IMO (interim)	Lag-on, Daet, Camarines Norte	(054) 440-0717	Alvin L. Macasinag
Daet-Talisay-Matogdon RIS			
Camarines Sur IMO	Panganiban Drive, Naga City	(054) 472-3593	Nestor A. Cortes
Cagaycay RIS	San Jose, Camarines Sur	(054) 454-2034	Lalaine M. Lastrollo
Libmanan-Cabusao RIS	Libmanan, Camarines Sur	(054) 511-9454	Noli G. Mercado
Rinconada Integrated IS	Sta. Elena, Iriga City	(054) 299-6228	Seema S. Gonzaga
Tigman-Hinagyanan-Inarihan RIS	Sta. Lucia, Magarao, Camarines Sur	(054) 881-8633	Daniilo B. Renolayan
Sorsogon-Masbate IMO (Interim)	Buhatan, Sorsogon City	(0947) 520-9589	Alan N. Fabricante
San Ramon-San Francisco RIS			
Masbate Sub-Office	Brgy. Nursery, Masbate City	(0917) 243 5368	Luis C. Bragais



## REGION VI - WESTERN VISAYAS

Brgy. Tacas, Jaro, Iloilo City Telefax No.: (033) 329-6596; Tel. No. : (033) 320-3863; E-mail : r6@nia.gov.ph			
GERARDO P. CORSIGA, Regional Manager			
Office	Office Address	Tel. Number	Name of Official
Engineering and Operations Division	Brgy. Tacas, Jaro, Iloilo City	(033) 320-3862 320-1170	Benjamin P. Sanchez
Administrative and Finance Division	Brgy. Tacas, Jaro, Iloilo City	(033) 329-2094 320-3864	Lyn Grace B. Causing
Iloilo-Guimaras IMO	Brgy. Tacas, Jaro, Iloilo City	(033) 320-0622	Randy C. Alipis
Aganan-Sta. Barbara RIS	Brgy. Tacas, Jaro, Iloilo City	(033) 332-4175	Cristina Alebusa
Sibalom RIS	Brgy. Baguingin, Tigbauan, Iloilo	(033) 511-8004	
Jalaur-suage RIS	Brgy. Cato-ogan, Pototan Iloilo	(033) 529-7619	Eli T. Carreon
Barotac Viejo RIS	Brgy. San Lucas, Barotac Viejo, Iloilo	(033) 362-0314	
Aklan-Capiz IMO	Linabuan Sur, Banga, Aklan	(036) 267-6764	Lorena B. Sioco
Aklan-Panakuyan RIS	Linabuan Sur, Banga, Aklan	(036) 267-6764	
Mambusao Ris	Navarra Avenue, Mambusao, Capiz	(036) 658-0408 / 647-0095	Edna L. Senadoza
Antique IMO	Villabert-Jimenez, San Jose, Antique	(036) 540-8743	Jesus L. Dato-On
Sibalom-San Jose Ris			
Negros Occidental IMO	Celis St. Bago City, Negros Occidental	(034) 454-2033 / 732-4103	Isaias C. Melendez
Bago River Irrigation System	Celis St. Bago City, Negros Occidental	(034) 454-2033 / 454-2033	
Pangipian River Irrigation System	Payao, Binalbagan, Negros Occidental	(034) 454-2033 / 454-2033	

## REGION VII - CENTRAL VISAYAS

J.A. Clarin St. Brgy. Dao, Tagbilaran City Telefax No.: (036) 501-9421 / (038) 501-9544 ; E-mail : r7@nia.gov.ph			
WILSON M. LOPEZ, Acting Regional Manager			
Office	Office Address	Tel. Number	Name of Official
Engineering and Operations Division	J.A. Clarin St., Dao District, Tagbilaran City	(038) 501-9421	Franklin F. Fusingan
Administrative and Finance Division	J.A. Clarin St., Dao District, Tagbilaran City	(038) 501-9544	Jose Lito F. Lambojon
Negros Oriental Satellite Office	Sibulan, Negros Oriental	(035) 419-8541	Nestor M. Pastor
Bohol - Cebu-Siquijor IMO	J.A. Clarin St., Dao District, Tagbilaran City	(038) 505-6908	Wilma I. Uayan
Cebu Office	Banilad St., Cebu City	(035) 419-8541	
Bohol Office	J.A. Clarin St., Dao District, Tagbilaran City	(038) 501-7150	
Siquijor Office	Lazi Siquijor	(038) 501-7150	
Bohol Integrated Irrigation System	Malinao, Pilar, Bohol	(038) 501-8465	William B. Butron
Malinao IS	Malinao, Pilar, Bohol	(038) 501-8465	Andres C. Carnise
Bayongan IS	Calanggaman, Ubay, Bohol	(038) 510-8481	Felix L. GuioGuio
Capayas IS		(038) 510-8481	
Talibon SRIS	Zamora, Talibon, Bohol	(038) 510-8195	Alexis L. SuayBaguio

## REGION VIII - EASTERN VISAYAS

Marasbas, Tacloban City Tel. No. : (053) 323-6743; Fax No. (053) 323-9195 E-mail : r8@nia.gov.ph			
MANUEL L. RAÑESES, Acting Regional Manager			
Office	Office Address	Tel. Number	Name of Official
Engineering and Operations Division	Marasbas, Tacloban City	323-7596	Estelita S. Sumile
Administrative and Finance Division	Marasbas, Tacloban City	323-6380/321-7894	Anaclea C. Velasco
Biliran-Leyte del Norte-Leyte del sur IMO	Marasbas, Tacloban City	888-1514	Alejandro C. Culibar
Binahaan-Tibak ISO	Tanauan, Leyte	09296684940 09272952391	Haydee E. Dimpal
Mainit-Pongso-Bao ISO	Alangalang, Leyte/Ormoc City	09196408160	Edmundo Arlen A. Vertudazo
Bito-Hindang-Hilongos-Das-ay-Balire-Ibawon-Gibuga Daguitan-Guinarona-Mara-bong ISO	MacArthur, Leyte	09167735154	Jojo A. Arceño
Interim Eastern-Western Samar IMO	Catbalogan City, Samar	(055) 543-8431	Rizalina B. Gallardo
Interim Northern Samar IMO	Linabuan Sur, Banga, Aklan	09283246950	Santos D. Meracap, Jr.

## REGION IX - ZAMBOANGA PENINSULA

National Highway, Tawagan Norte, Labangan, Zamboanga del Sur Tel. No. : (053) 323-6743; Fax No. (053) 323-9195 E-mail : r9@nia.gov.ph			
MARIO H. SANDE, Regional Manager			
Office	Office Address	Tel. Number	Name of Official
Engineering and Operations Division	Tawagan Norte, Labangan, Zamboanga Del Sur	(062) 215-4167	Carlos A. Sabado
Administrative and Finance Division	Tawagan Norte, Labangan, Zamboanga Del Sur	(062) 215-4167	Albine Dave V. Jubilado
Zamboanga del Sur IMO	Labangan, Zamboanga del Sur	(062) 215- 4711	Joel C. Atay
Labangan RIS		(062) 215- 4711	Ernesto T. Benliro, Jr.
Salug RIS	Molave, Zamboanga del Sur	(062) 225-1722	Perla P. Secoya
Dipolo RIS		(062) 225-1722	Perla P. Secoya
Zamboanga Sibugay IMO	Ipil, Zamboanga del Sur	(0988) 566-0134	Ferdinand V. Mainit
Sibuguey Valley IS	Bayog, Zamboanga del Sur	(0977) 810-7859	Edilberto A. Moria
Zamboanga del Norte Regional Sub-Office	Gulayon, Dipolog City	(065) 917-5528	Maritez I. Soria
Zamboanga-Balisan-Sulu-Tawi2x Regional Sub-office	Gov. Ramos Ave., Zamboanga City	(062) 991-1081	Wilson N. Cabrales

## REGION X - NORTHERN MINDANAO

Villarin St., Carmen, Cagayan De Oro City Tel. No. : (088) 858 3256 / (088) 880 2530 E-mail : r10@nia.gov.ph			
CONSTANCIO G. BANA-AY JR., Regional Manager			
Office	Office Address	Tel. Number	Name of Official
Engineering and Operations Division	Villarin St., Carmen, Cagayan de Oro City	(088) 880-2530 Loc. 106	Leonila E. Tenestrante
Administrative and Finance Division		(088) 880-2530	Edita B. Abdon, CPA
Bukidnon IMO	Bagontaaas, Valencia City, Bukidnon	(088) 828-0656	Aguinaldo Y. Cruz
Pulangui RIS Muleta RIS Roxas-Kuya RIS Manupali RIS	Valencia City, Bukidnon Maramag, Bukidnon Malaybalay City		
Lamisca IMO	Barra, Opol, Misamis Oriental	(0999) 885-3780	Joecarnine L. Gubat
Maranding RIS Balingasag RIS	Lanao, Lanao del Norte Misamis Oriental		
Lanao Del sur Interim IMO	Taraka, Lanao Del Sur	(0906) 957-1845	Sukarno U. Damada
Rugnan RIS Malaig RIS			

## REGION XI - DAVAO REGION

Bolton St., Davao City Telefax No. : (082) 224-0717 E-mail : r11@nia.gov.ph			
JIMMY L. APOSTOL, Regional Manager			
Office	Office Address	Tel. Number	Name of Official
Engineering and Operations Division	Bolton St., Davao City	(082) 225-1085 (082) 227-3852	Antonette A. Pasaporte
Administrative and Finance Division		(082) 224-0718	Joel R. Soriano
Davao del Sur IMO	Lapu-lapu St., Digos City, Davao del Sur	(082) 553-7368 (082) 553-2432	Salome N. Layasan
Davao del Norte IMO	Carmen, Davao Del Norte	(084) 628-6518	Larry C. Franada
Davao Oriental IMO	Lupon, Davao Oriental	(087) 808-0062	Cornelio M. Bautista, Jr.
Compostela Valley IMO	Compostela Valley, Compostela Province	(0917) 895-4390	Rona B. Presto

## REGION XII - SOCCKSARGEN

Villarica, Midsayap, Cotabato Tel. No. (064) 229-8562 Fax No. (064) 229-8915 E-mail : r12@nia.gov.ph Website: region12.nia.gov.ph			
DIOSDADO A. ROSALES, Regional Manager			
Office	Office Address	Tel. Number	Name of Official
Engineering and Operations Division	Villarica, Midsayap, North Cotabato	229-8562 Loc. 106	Rory F. Avance
Administrative and Finance Division		229-8562 Loc. 100	Tirso M. Sales, Jr.
North Cotabato IMO	Amas, Kidapawana City	(064) 572-6150	Saldi P. Serafino
Kabacan RIS	Katiduan, Kabacan, North Cotabato	(0919) 452-0138	Rodolfo S. Guanco
Libungan RIS	Villarica, Midsayap, North Cotabato	(064) 229-8921	Federico M. Madrones
Maridagao RIS	Batulawan, Pikit, North Cotabato	(0920) 294-8518	Saleh P. Kabunto
Mlang/Malasila RIS	Buayan, Mlang, North Cotabato	(0929) 171-2089	Edna M. Avance
Maguindanao IMO	Rosales St., Cotabato City	(064) 421-1699	Akas A. Basilan
Alip RIS	Datu Paglas, Maguindanao	(0927) 600-4044	Norodin S. Kalang
Kabulnan/Talayan RIS	Shariff Aguak, Maguindanao		Suharto S. Singgon
Pagalungan RIS	Rosales St., Cotabato City	(0927) 600-4044	Norodin S. Kalang
South Cotabato-Sarangani IMO	Bo. 6, Koronadal City	(083) 228-1022	Orlando A. Tibang
Ala RIS	Dajay, Surallah, South Cotabato	(083) 238-5125	Julio L. Antenor
Marbel-Banga RIS	Bo. 6, Koronadal City	(083) 238-1462	Elmer E. Carigaba
Sarangani-PIO/SILBRIS (RO SUB-Office)	Camia St. Extn., Gen. Santos City	(083) 552-1433	Gina L. Lozano
Sultan Kudarat IMO	Isulan, Sultan Kudarat	(064) 471-0268	Flora May D. Respicio
Lambayong/Tacurong RIS	Kapingkong, Lambayong, Sultan Kudarat		Cesar D. Agduma



## REGION XIII - CARAGA

Bancasi, Butuan City Tel. No. (085) 342-5353 E-mail : r13@nia.gov.ph			
MADANTE P. GANOTISI, Regional Manager			
Office	Office Address	Tel. Number	Name of Official
Engineering and Operations Division	Eod Office, 2nd Floor, Regional Office, Bancasi, Butuan City	(085) 342-3000 (085) 815-2599	Engr. Ruby C. Tuan, Jr.
Administrative and Finance Division	AFD Office, Ground Floor, Regional Office, Bancasi, Butuan City	(085) 342-1406 (085) 815-2603	Ms. Evelyn C. Encarnado
Sta. Josefa Pump Irrigation Project	Sta. Josefa, Agusan del Sur		Engr. Elmer B. Felisarta
Agusan del Norte, Surigao del Norte, Dinagat Island (ASDI) IMO	IMO Office , Ambago, Butuan City	(085) 817-3010	Engr. Ferdinand D. Amon
Cabadbaran-Taguibo River Irrigation System (CabTRIS)	Sanghan, Cabadbaran City, Agusan del Norte		Ms. Ma. Lourdes B. Dangga
Lower Agusan River Pump Irrigation System (LARPIS)	Ambago, Butuan City	(085) 815-5832	Engr. Danilo G. Yamis
Surigao del Norte Satellite - Office	Surigao City, Surigao del Norte	(086) 310-1054	Engr. Susan D. Lariba
Agusan del Sur (ADS) IMO	IMO Office, Rosario, Agusan del Sur	(085) 343-7379	Engr. Medel P. Mawile
Andanan-Wawa River Irrigation System (AWRIS)	Cagbas, Bayugan, Agusan del Sur		Engr. Peter E. Pablo
Gibong River Irrigation System (Gris)	Gibong, Prosperidad, Agusan del Sur	(085) 343-7379	Mr. Vicente R. Barrios
Simulao River Irrigation System (SRIS)	Trento, Agusan del Sur		Mr. Mario S. Lomboy
Baobo River Irrigation System (BRIS)	Baobo, Agusan del Sur		Mr. Ronnie E. Pablo
Surigao del Sur (SDS) IMO	IMO Office, Tabon-Tabon, Tago, Surigao del Sur	(086) 214-3155	Engr. Dexter A. Sablaon
Tago River Irrigation System (TRIS)		(086) 214-3155	Engr. Paul P. Urbiztondo
Cantilan Irrigation System (CanTIS) Cantilan, Surigao del Sur	Madrid, Surigao del Sur	(086) 213-4071	Ms. Maria Fe S. Huerte
Umayam River Irrigation Project (URIP)	Trento, Agusan del Sur	(085) 255-2939	Engr. Madante P. Ganotisi

## PROJECT MANAGEMENT OFFICES

Project Office	Office Address	Tel. Number	Name of Official
Lower Agno River Irrigation System Irrigation Project (LARISIP)	Tomana East, Rosales, Pangasinan	(075) 582-7091	Angelito S. Miguel
Tarlac Balog-Balog Multipurpose Project (BBMP) Phase II	Matatalaib, Tarlac City	(045) 982-0443	Florentino R. David
Comprehensive Agrarian Reform Program Irrigation Component (CARP-IC)	4/F IEC Bldg., National Irrigation Administration, EDSA, Diliman, Quezon City	(02) 928-8841	Delsy J. Revellame
Pinipisakan Irrigation Project	Capitol Site, Brgy. Dalakit, Catarman, Northern Samar	(055) 500-9150	Estelita S. Sumile
Jalaur River Multi-Purpose Project Stage II (JRMP II)	Brgy. Tacas, Jaro, Iloilo	(033) 330-8074 (033) 330-8682	Gerardo P. Corsiga
Malitubog-Maridagao Irrigation Project Phase II (MMIP II)	Villarica, Midsayap, Cotabato	(064) 229-8843	Akas A. Basilan
National Irrigation Sector Rehabilitation and Improvement Project (NISRIIP)	4/F Bldg. B, National Irrigation Administration, EDSA, Diliman, Quezon City	(02) 929-6071 loc. 222 (02) 709-9661	Silvino C. Navarro
Small Reservoir Irrigation Project (SRIP)	4/F Bldg. A, National Irrigation Administration, EDSA, Diliman, Quezon City	(02) 926-1601	Ferdinand S. Sales
Umayam River Irrigation Project / Sta. Josefa Pump Irrigation Project	NIA-SRIS Compound, Trento, Agusan del Sur	(085) 255-2487	Madante P. Ganotisi















### **Tarlac Balog-Balog Multipurpose Project - Stage II (*Right Bank of Dam Axis*)**

Tarlac Balog-Balog Multipurpose Project - Stage II (TBBMP-II) is a ₱ 13.37 B mega dam project of the National Irrigation Administration (NIA) located in Matatalaib, Tarlac City. Once Completed, the project will provide a year-round irrigation to approximately 34,410 hectares of agricultural lands in the Province of Tarlac. It covers the municipalities of Paniqui, Pura, Ramos, Victoria, Gerona, San Jose, La Paz, Capas, Concepcion, and Tarlac City, benefiting 23,000 farmers and their families. The project components also include the construction of hydroelectric power plant which will produce 43.5 megawatts of electricity.







### **Access Roads and Diversion Tunnel**

In the photo taken, this is the road leading to the high dam. The dam construction sites can be reached through access roads. Meanwhile, Diversion Tunnel for Jalaur High Dam is constructed temporarily diverting the water away from construction site. Blasting was used for rock excavation in the tunnel.





















#### **Tarlac Balog-Balog Multipurpose Project - Stage II (*Inlet Portal of Diversion Tunnel*)**

Tarlac Balog-Balog Multipurpose Project - Stage II (TBBMP-II) is a ₱ 13.37 B mega dam project of the National Irrigation Administration (NIA) located in Matatalaib, Tarlac City. Once Completed, the project will provide a year-round irrigation to approximately 34,410 hectares of agricultural lands in the Province of Tarlac. It covers the municipalities of Paniqui, Pura, Ramos, Victoria, Gerona, San Jose, La Paz, Capas, Concepcion, and Tarlac City, benefitting 23,000 farmers and their families. The project components also include the construction of hydroelectric power plant which will produce 43.5 megawatts of electricity.









### **Chico River Pump Irrigation Project**

The ₱4.37 B Chico River Pump Irrigation Project (CRPIP) in Pinukpuk, Kalinga aims to provide substantial and timely water supply for irrigation in support to the agricultural development of the Government. The project covers the Municipality of Tuao and Plat in Cagayan, and the Municipality of Pinukpuk in Kalinga, Apayao. It has a total service area of 8,700 hectares benefiting 4,350 families. It includes the construction of Pump House, Sub-Station, Transmission Line, Diversion Main Canal, Lateral Canals, Appurtenant Structures, Service/Access Roads, and Terminal Facilities for Chico River PIP. It is projected to create 14,784 jobs during project implementation and 8,700 permanent jobs when the project becomes completely operational.





### **Chico River Pump Irrigation Project**

The ₱4.37 B Chico River Pump Irrigation Project (CRPIP) in Pinukpuk, Kalinga aims to provide substantial and timely water supply for irrigation in support to the agricultural development of the Government. The project covers the Municipality of Tuao and Plat in Cagayan, and the Municipality of Pinukpuk in Kalinga, Apayao. It has a total service area of 8,700 hectares benefiting 4,350 families. It includes the construction of Pump House, Sub-Station, Transmission Line, Diversion Main Canal, Lateral Canals, Appurtenant Structures, Service/Access Roads, and Terminal Facilities for Chico River PIP. It is projected to create 14,784 jobs during project implementation and 8,700 permanent jobs when the project becomes completely operational.







## Tarlac Balog-Balog Multipurpose Project - Stage II

Tarlac Balog-Balog Multipurpose Project - Stage II (TBBMP-II) is a ₱ 13.37 B mega dam project of the National Irrigation Administration (NIA) located in Matatalaib, Tarlac City. Once Completed, the project will provide a year-round irrigation to approximately 34,410 hectares of agricultural lands in the Province of Tarlac. It covers the municipalities of Paniqui, Pura, Ramos, Victoria, Gerona, San Jose, La Paz, Capas, Concepcion, and Tarlac City, benefiting 23,000 farmers and their families. The project components also include the construction of hydroelectric power plant which will produce 43.5 megawatts of electricity.











Produced by the  
**Public Affairs and Information Staff**  
National Irrigation Administration  
EDSA, Diliman, Quezon City  
[www.nia.gov.ph](http://www.nia.gov.ph)