



National Irrigation Administration

NIA at 50: Serving the farmers with excellence and
commitment to continue its legacy in the years to come...



2013
Annual Report

About the Cover



The cover design of the NIA 2013 Annual Report represents the Agency's sustained vision to provide efficient irrigation services through maximizing the country's water resources towards agricultural productivity and ultimately a brighter future for the Filipino people. The blue segments represent irrigation water being distributed by the irrigation structure pictured in white. The green segments depict the lush fields and life that are being sustained by water. The golden palay symbolizes the agricultural productivity aimed towards growth and development. The golden sun in the horizon represents bright hope of continuous growth.

The cover design, which also highlights the 50th Anniversary Logo and Theme, serves as a shout-out to the agency's fifty years of service to the Filipino farmers and the nation as a whole.



National Irrigation Administration

Overview

The National Irrigation Administration (NIA) is a government-owned and controlled corporation primarily responsible for irrigation development and management. It was created under Republic Act (RA) 3601 on 22 June 1963. Its charter was amended by Presidential Decree (PD) 552 on 11 September 1974 and PD 1702 on 17 July 1980. Both increased the capitalization and broadened the authority of the Agency.

It was transferred to the Office of the President pursuant to Executive Order No. 22, dated 14 September 1992. Later, it was attached to the Department of Agriculture (DA) under Administrative Order No. 17, dated 14 October 1992.

Vision

Nationwide existence of efficient irrigation systems -

- That are environmentally sound and socially acceptable located in strategic agricultural areas
- Capably managed by viable and dynamic Irrigators Associations;
- Profitably producing good quality rice and diversified crops;
- Progressively improving the welfare of the farm families, the rural communities;
- And sustainably supporting the Food Production Program of the Government

And NIA -

- Transformed into a financially independent organization
- That operates at its full potential with its employees enjoying compensation and benefits
- Comparable with other service-oriented government corporations
- Attaining its prominence as a leader in irrigation management in the Asian region
- And attaining excellence as a well-managed government corporation

Mission

Development and management of water resources for irrigation and provision of necessary services on a sustainable basis consistent with the agricultural development program of the government.

Objectives

- to develop and maintain irrigation systems in support of the agricultural development program of the government.
- to provide adequate level of irrigation service on a sustainable basis in partnership with the farmers and the local government units (LGU).
- to provide technical assistance to institutions in the development of water resources for irrigation.
- to improve and sustain the operation of NIA as a corporation and service-oriented agency.



Table of Contents

Administrator's Report	1
Engineering	
Project Development	2
Foreign-Assisted Projects	2
Locally-Funded Projects	5
Carry-over Projects	5
Inter-Agency Projects	5
Project Preparation Activities	6
Status of Irrigation Development	7
Operations and Maintenance	
National Irrigation Systems	8
Communal Irrigation Systems	9
Institutional Development Program	10
Equipment Management	10
Administrative Services	
Post Rationalization Plan Updates	11
HR Management and Development	12
Procurement and Property	14
Housing for Employees	14
Energy Conservation Program	15
Financial Management	
Consolidated Income Statement	16
Consolidated Balance Sheet	17
Statement of Cash Flows	18
Balance Sheet	19
Internal Audit Services	20
Legal Services	21
Public Affairs and Information Staff	22
Trees. Water. Life 2013	24
Board of Directors	26
Executive Committee	28
Program Thrusts for 2014	29
Directory of Officials	30

Administrator's Report



NIA pursued the implementation of 141 irrigation projects: 13 foreign-assisted, 126 locally-funded, and two inter-agency projects. These also include continuing activities and carry-over projects. Forty-five are located in Luzon, 24 in Visayas, 41 in Mindanao, and 31 with sub-projects on selected provinces nationwide.

Other activities for the year were repair, rehabilitation, and restoration of areas of national and communal systems, organization and development of Irrigators Associations (IA), implementation of Irrigation Management Transfer (IMT), feasibility studies and packaging of potential projects, mini hydro-power plants, and climate change adaptation works among others.

For CY 2013, the agency targeted 108,145 hectares of areas for generation, 64,621 ha for restoration, and 155,629 ha for rehabilitation. These included targets for CY 2013 Program and CY 2012 Carry-over Projects.

As of December 31, 2013, 55% or 58,632 hectares (ha) new areas were generated, 54% or 34,574 ha existing areas were restored; 1,809 kilometers of canals (478 lined canals and 1,331 unlined canals), and 1,495 structures/facilities were repaired in existing systems, thus rehabilitated 114% or 176,763 hectares. These included accomplishments for CY 2013 Program and actual areas accomplished of the same year, CY 2011 and CY 2012 Carry-over Projects.

The Irrigation Development Program for the year involved a funding requirement of P33.40 B, broken down into: P27.33 B from approved budget for CY 2013 Irrigation Program per R.A. 10352; P3.74 B from previous year's unobligated balances; P0.98 B allotment released in CY 2013 out of the previous year's allocation; and P1.35 B from inter-agency funds. Total available allotment during the year was P32.90 B with cash/non-cash support of P29.91 B or 91% of the available allotment. Obligations incurred amounted to P31.31 B.

The Agency now manages 237 NIS nationwide with a total service area of 804,540 ha and firmed-up service area (FUSA) of 722,583 ha. The total irrigated area was 1,178,674 ha: 554,565 ha during the dry season (November 2012 to April 2013), 578,749 ha during the wet season (May 2013 to October 2013), and 45,360 ha for the third crop/QTa. Irrigation cropping intensity attained was 146.5% based on the service area or 163% based on FUSA.

A stylized, handwritten signature in black ink, consisting of several loops and a long horizontal stroke.

CLARO V. MARANAN
Administrator

Project Development and Implementation

A. Foreign-Assisted Projects

The agency continued the implementation of 8 ongoing foreign-assisted projects for CY 2013 under the approved irrigation budget. A total of P4.02 B was programmed for these projects. This amount was 15% of the total approved irrigation budget of P27.33 B for CY 2013.

At the end of the year, total allotment released for these projects was P3.48 B. Obligations incurred amounted to P2.78 B.

Moreover, carry-over funds of P0.51 B which were unobligated from previous year's allocation were utilized and obligations incurred amounted to P0.53B.

Hence, total available allotment amounted to P4.01 B. Total obligations incurred amounted to P3.31 B.

A lump sum amount of P23.17 B cash/non-cash was received to support the allotment releases for both foreign-assisted and locally-funded projects. This amount represented 73% of the total allotment of P31.56 B released to NIA.

Under CY 2013 Program, physical targets for these projects were the generation of 5,499 ha of new areas, restoration of 5,382 ha and rehabilitation of 4,000 ha in existing irrigation systems. These targets represented 9% of 60,712 ha, 14% of 38,170 ha and 4% of 112,752 ha total target area of the agency for generation, restoration and rehabilitation for CY 2013, respectively.

Under its CY 2012 carry-over program, 470 ha and 8,176 ha were targeted for new area generation and restoration, respectively.

As of December 31, 2013, these projects generated 2,818 ha new areas or 51% of its target for CY 2013 and 230 ha or 49% of its target for carry-over program; 132 ha additional area accomplished during the year from the CY 2011 Program. Also, these projects restored 170 ha or 2% of its target for restoration for CY 2012 and rehabilitated 19,015 ha for CY 2013 and 4,284 ha for CY 2012 and CY 2011 carry-over programs.

• Agno River Integrated Irrigation Project (ARIIP)

ARIIP, a project located in Pangasinan and funded by the China-Export-Import Bank's Preferential Buyer's Credit with a US\$89.154 million loan, aims to contribute in uplifting the country's economic development through generation of additional agricultural activities in the province. This includes providing year-round irrigation to 34,550 hectares of farmland benefiting 28,207 farming families; opening 8,873 employment opportunities for the locals through expanded farm activities; developing farm-to-market roads and irrigation facilities; employing comprehensive institutional development programs; increasing tourism potential in the area; increasing taxes and business permits on agricultural inputs, machineries, and products; and, contributing 228,025 tons of milled rice to the country's annual production. The project is composed of construction of new diversion which will serve as re-regulating pond for the peak releases of San Roque Power Corporation (SRPC) for irrigation purposes; and, rehabilitation and construction of irrigation and drainage facilities of Agno River Irrigation System (ARIS) and Ambayaoan Dipalo River Irrigation System (ADRS).

• Jalaur River Multipurpose Project Phase II (JRMP-II)

JRMP-II is the first large scale reservoir dam outside Luzon that aims to increase agricultural productivity and rice self-sufficiency through quality irrigation. This initiative was been made possible through a loan agreement entered by the Philippine government and Export-Import (EXIM) Bank of Korea amounting to P11.21 billion. The project envisions to boost agricultural production up to 300,000 metric tons annually by providing year-round irrigation through rehabilitation and modernization of the five existing irrigation systems covering 22,340 hectares and generating 9,500 hectares of new irrigated area. This project involves the construction of three dams in Iloilo namely the Jalaur Reservoir, Jalaur Afterbay, and Alibunan Catch Dam that will increase water supply for irrigation, industrial, and domestic purposes. Aside from enhancing the supply of irrigation and potable water, the project will also boost the power supply in selected areas of the province through the construction of a 6.6 MW hydro-power plant. This project also aims to mitigate flood and to promote eco-tourism in selected dam/reservoir areas. The construction of this massive structure will generate employment for 17,000 workers during construction. Twenty-five Iloilo municipalities will benefit from this project.

Engineering and Operations

• Help for Catubig Agricultural Advancement Project (HCAAP)

Aiming to reduce poverty through increasing agricultural income, generation of employment opportunities, and improving social infrastructures and services, the Japan Bank for International Cooperation (JBIC) funded this major infrastructure and multi-component project in Catubig, Northern Samar under loan No. PH-221 for 5.21 billion yen. The project is expected to benefit 1,613 farmers by increasing rice production to 40,500 tons per year and generating 4,500 hectares of service area. It comprises two major components: irrigation which includes construction of 3 diversion works, 77 km main canals, 67 km lateral canals for irrigation, and 144 km operation and maintenance roads; and, non-irrigation which comprised on-farm facilities, demo farms, land development, schistosomiasis control, construction of 77 km drainage canals, and communal toilets and foot bridges.

Summary of Financial Status of Irrigation Projects

PROJECT	Releases (January to December 31, 2013)			
	Total CY 2013 Program	Total Available Allotment	Cash/Non-cash Support	Obligation
I. CY 2013 PROGRAM				
A. Foreign-Assisted Projects	4,541,345	4,005,099	-	3,305,376
B. Locally-Funded Projects	23,715,297	23,715,297	5,138,000	23,484,621
II. CARRY-OVER PROJECTS				
A. Foreign-Assisted Projects	101,245	101,245	-	79,529
B. Locally-Funded Projects	2,245,482	2,245,482	-	2,245,482
C. Disbursement Acceleration Program (DAP)	1,447,679	1,447,679	1,028,400	1,425,276
III. SPECIAL PURPOSE FUND	1,121	41,346	-	39,433
IV. LUMP SUM NCA			23,166,828	
TOTAL FOR NIA PROJECTS	33,499,848	33,003,827	30,361,628	32,004,993
V. INTER-AGENCY PROJECTS	1,349,295	1,346,762	573,912	729,414
TOTAL FOR IRRIGATION	34,849,143	34,350,589	30,935,540	32,734,407

Note: Unaudited Financial Status as of December 31, 2013

Summary of Physical Status of Irrigation Projects

Category	Overall Area (ha)	AREA (ha)							Actual to Date
		TARGET		ACTUAL (January to December 2013)					
		CY 2013 Program	CY 2012 Carry-Over Program	CY 2013 Program	Carry-Over Program			Total	
CY 2012	CY 2011				Total				
New Area	302,620	63,680	44,465	32,818	24,371	1,443	25,814	58,632	134,265
Restored Area	137,864	38,485	26,136	21,275	11,537	1,762	13,299	34,574	95,667
Rehabilitated Area	351,696	116,555	39,074	125,726	29,211	21,826	51,037	176,763	471,491



Engineering and Operations

- **Casecnan Multipurpose Irrigation and Power Project Stage II (CMIPP-II)**

Funded by the Japan Bank for International Cooperation (JBIC), CMIPP-II covers 20,231 hectares of new irrigated land and includes the rehabilitation of 40,000 hectares covered by the Upper Pampanga River Integrated Irrigation System (UPRIIS). The project will benefit 36,900 farmers in the provinces of Nueva Ecija, Bulacan, Pampanga, and Tarlac by increasing palay production through provision of irrigation thereby increasing household income, generating employment and livelihood, and promoting social equity and sustainable development. The project will include construction of 22 km Super Diversion Canal, 320 km lateral and sub-lateral canals, and other structures; construction of on-farm facilities, farm ditches, and related farm structures; construction of 116 km main collector drains and other drainage structures; rehabilitation of existing irrigation facilities in UPRIIS service areas; procurement of O & M equipment; and establishment of centralized O & M system in UPRIIS.

- **Pasa Small Reservoir Irrigation Project**

The Philippine government entered into a loan agreement with the Korea International Cooperation Agency (KOICA) to initiate a project that envisions to reduce the effects of climate change and to support enhanced irrigation management through the construction of a water impounding facility in Barangay Pasa, Ilagan, Isabela. This project is expected to protect 465 hectares of agricultural lands and 434 houses. It will benefit 559 farmers in five barangays namely Pasa, Minabang, Morado, Sta. Victoria, and Fuyo. The initiative also aims to mitigate flooding and to improve agricultural production in the area thereby increasing farmers' income and upgrading their living standards. Pasa SRIP includes the construction of impounding dam, irrigation facilities, and multi-access roads; reforestation and watershed management initiatives; and, technical support and trainings for various stakeholders.

- **National Irrigation Sector Rehabilitation and Improvement Project (NISRIIP)**

The "project with a perfect plan," NISRIIP is a nationwide project funded by Japan International Cooperation Agency (JICA) under Loan No. PH-254 amounting to 6.187 billion yen that aims to stabilize food supply in the country by increasing rice production from 181,230 tons to 297,266 tons; establishing operation and maintenance system through restoration and rehabilitation of irrigation facilities to cover 35,670 hectares irrigated area; and provision of agricultural support and strengthening of 154 IAs from 11 National Irrigation Systems across the Philippines. The project is seen to benefit 22,563 families in the following project-covered provinces: Ilocos Norte (Madongan and Solsona), Pangasinan (San Fabian RIS), Pampanga (Porac-Guamin RIS), Quezon (Dumacaa RIS), Palawan (Malatgao RIS), Iloilo (Sta. Barbara RIS), Bukidnon (Muleta RIS), Davao del Sur (Mal RIS), Sultan Kudarat (Lambayong RIS), and Agusan del Sur (Simulao RIS).

- **Participatory Irrigation Development Project (PIDP)**

PIDP is a World Bank-assisted project under IBRD Loan No. 7709-PH that was initiated to address key issues regarding the performance of public irrigation systems and the financial viability of the NIA as a result of the "vicious cycle" of irrigation operation. The project aims to transform the agency into a strategically focused and financially viable corporation; strengthen farmer participation through efficient implementation of the Irrigation Management Transfer (IMT) while simultaneously capacitating the Irrigators Associations; and improving irrigation service delivery through rehabilitation and modernization of 59 public irrigation systems nationwide. The project is composed of three components: irrigation sector restructuring and reform including the rationalization plan and institutional strengthening and IMT implementation; irrigation infrastructure development which includes rehabilitation and modernization of 59 NISs, environmental and social safeguards, and equipment complement provision; and, project management office.

B. Locally Funded Projects

Under CY 2013 Program, eighty-eight (88) Locally Funded Projects (LFP) were implemented. Total approved allocation for these projects was P23.31 B or 85% of the approved irrigation budget. Agency Budget Matrix (ABM)/Allotment released was P23.31 B or 100% of the allocation. Correspondingly, obligations incurred amounted to P23.08 B. Moreover, P401 M unobligated balances from previous year's allotment were also used during the year bringing the total available allotment for these projects to P23.72 B. Of this total available allotment, total obligations incurred amounted to P23.48 B.

Physical targets for these projects under the CY 2013 Program were generation of 55,213 ha; restoration of 32,788 ha; and rehabilitation of 108,752 ha. Under its CY 2012 Carry-over Program, 9,444 ha new areas were targeted for generation; 2,499 ha for restoration; and 2,591 ha for rehabilitation in existing systems.

As of December 31, 2013, these projects generated 28,427 ha new areas, restored 20,884 ha, and rehabilitated 103,493 ha in existing systems under the CY 2013 Program. Under its CY 2012 Carry-over Program. These projects generated 4,915 ha, restored 1,137 ha, and rehabilitated 2,481 ha. In addition, 291 ha new areas were generated, 409 ha restored and 1,497 ha rehabilitated during the year out of the CY 2011 Carry-over Program.

C. Carry-Over Projects

Other than the projects implemented by NIA under the CY 2013 Program, forty-three (43) carry-over projects from CY 2012 and CY 2011 Programs were also pursued. Thirty-six (36) carry-over projects were from CY 2012 and seven (7) from CY 2011. Unobligated balances and additional releases made during the year out of the previous year's allocation were used in the implementation of these carry-over projects.

These projects generated 19,540 ha, restored 11,501 ha and rehabilitated 42,279 ha in existing systems.

D. Inter-Agency Projects

In addition to the regular program, the agency continued the implementation of inter-agency projects:

a. Comprehensive Agrarian Reform Program – Irrigation Component (CARP-IC) Phase III funded under DAR's Agrarian Reform Fund

CARP Phase III, with an aggregate cost of P8.5 B, started in 1999 and shall be completed in 2014. The project will improve/construct existing CIS and new CIP to irrigate 34,428 ha when fully operational.

For CY 2013, the project targeted 505 ha of new area for generation, 93 ha for restoration and 1,442 ha for rehabilitation in 54 CIS/CIP.

Correspondingly, accomplishments as of the end of the year were the generation of 248 ha of new areas, 82 ha of restored area and rehabilitation of 1,103 ha. Also, during the year, the project generated 838 ha new areas, restored 82 ha and rehabilitated 1,793 ha out of the CY 2012 Carry-over Program.

During the period under review, thirty-three (33) CIP/ CIS implemented under CARP Phase III were completed benefiting 2,659 farmer- beneficiaries.

Allocation for the year amounted to P247 M (P246.7 M from CY 2013 Program and P0.48 M from unobligated balances of previous year's allocation). As of end of the year, total available allotment amounted to P245 M with corresponding P206 M cash support received. Obligation incurred amounted to P245 M.

b. Agrarian Reform Infrastructure Support Project III (ARISP III) partly funded under JBIC loan.

The ARISP III was funded under the 27th Yen Package of the Government of Japan through the Japan Bank for International Cooperation. The Projects' Loan Agreement was signed on December 18, 2007 and took effect on April 15, 2008. It is an expansion of ARISP I & II which covered 229 Agrarian Reform Communities (ARC). This project aims to develop 129 ARC in 14 regions and 54 provinces.

NIA, as one of the cooperating agencies together with the Local Government Units (LGU), is responsible for the irrigation development of the areas covered by the project. It is tasked to undertake the project preparation, planning, design, construction/rehabilitation of 111 CIP/CIS, and provision of on-farm facilities and access roads.

Upon completion of the project, 21,845 hectares farm lands will be generated/rehabilitated/restored to benefit 18,031 farmer-beneficiaries.

For CY 2013, ARISP III generated 1,325 ha or 54% of the CY 2013 target of 2,463 ha, restored 309 ha or 139% of 222 ha and rehabilitated 2,115 ha or 90% of its 2,361 ha target. As of December 31, 2013, the overall accomplishments of ARISP III were: generation of 2,410 ha and rehabilitated 3,145 ha. Overall project status is 55%.

As of the end of the year, total available allotment amounted to P1,102 M (P170 M from CY 2013 Program and P932 M from carry-over fund balances) with corresponding P367 M cash support received. Obligation incurred amounted to P485 M.

I. Project Preparation Activities

The agency pursued various project preparation activities. Included feasibility study, detailed engineering of various irrigation projects, project validation, seminars, project assistance and others. Allocation for this year's activities was P297 M and obligation incurred was P297 M.

FEASIBILITY STUDY AND DETAILED ENGINEERING of Various Projects as of December 31, 2013				
REGION	CY 2013 ACCOMPLISHMENT			
	ALLOCATION (P'000)	NUMBER OF PROJECTS	COMPLETED	ON- GOING
CAR	10,000	13	4	9
1	20,000	8	5	3
2	20,000	52	No Report Submitted	
3	20,000	5	1	4
UPRIIS	20,000	2	2	-
4A	5,000	10	10	-
4B	8,925	10	8	2
5	20,000	40	10	30
6	20,000	47	7	40
7	20,000	2	0	2
8	20,000	5	1	4
9	15,000	8	No Report Submitted	
10	15,000	14	9	5
11	20,000	19	9	10
12 & ARMM	12,000	21	12	9
CARAGA	15,000	33	10	23
CENTRAL OFFICE	36,000	6	3	3
TOTAL	296,925	295	91	144

Note: * - includes Project Validation, Seminars, Assistance to other Projects & Procurement

Engineering and Operations

II. Status of Irrigation Development

As of December 31, 2013, the total firm-up service area (FUSA) was 1,678,595 ha or 55.59% of the estimated potential irrigable area of 3,019,609 ha. The FUSA is categorized as follows: 740,214 ha under the National Irrigation Systems (NIS); 576,419 ha Communal Irrigation Systems (CIS); 194,620 ha in private irrigation systems (PIS); and 167,342 ha in other government agency (OGA)-assisted irrigation systems. The remaining potential area to be developed is 1,341,014 ha. The estimated potential irrigable areas are those primarily devoted to rice and corn and up to 3% slope. Converted areas to other land use other than agriculture and permanently non-restorable areas that were previously developed for irrigation were deducted from the original estimated potential irrigable areas of 3,126,340 ha.



STATUS OF IRRIGATION DEVELOPMENT as of December 31, 2013								
REGION	ESTIMATED TOTAL IRRIGABLE AREA a/	FIRMED-UP SERVICE AREA b/					IRRIGATION DEVELOPMENT (%)	REMAINING POTENTIAL AREA TO BE DEVELOPED
		NATIONAL IRRIGATION SYSTEM	COMMUNAL IRRIGATION SYSTEM	PRIVATE IRRIGATION SYSTEM	OGA-ASSISTED IRRIGATION SYSTEM	TOTAL		
CAR	97,310	13,688	46,355	27,073	1,667	88,783	91.24	8,527
1	262,744	46,095	50,544	21,232	50,722	168,592	64.17	94,152
2	456,898	148,315	50,987	49,499	23,811	272,611	59.67	184,286
3	480,783	193,707	66,594	7,792	22,357	290,450	60.41	190,333
4A	85,929	20,450	18,100	6,334	2,578	47,462	55.23	38,467
4B	138,719	18,938	31,379	14,469	4,201	68,986	49.73	69,732
5	239,440	23,189	68,810	25,059	13,035	130,093	54.33	109,347
6	189,934	47,020	34,866	15,053	15,459	112,397	59.18	77,537
7	46,159	11,182	23,761	4,702	1,346	40,991	88.8	5,168
8	84,081	20,883	37,031	6,197	3,286	67,397	80.16	16,684
9	74,952	16,161	22,344	1,787	3,509	43,801	58.44	31,151
10	113,631	25,758	25,205	6,247	3,659	60,869	53.57	52,762
11	147,313	35,345	23,326	1,636	2,812	63,119	42.85	84,194
12	286,263	63,677	34,297	3,315	10,823	112,112	39.16	174,150
ARMM	156,205	25,643	19,278	90	295	45,306	29	110,900
CARAGA	159,249	30,164	23,543	4,137	7,782	65,626	41.21	93,623
TOTAL	3,019,609	740,214	576,419	194,620	167,342	1,678,595	55.59	1,341,014

a/ - Estimated Total Irrigable Area (ETIA) is based on the 3% slope criteria.

For provinces with service areas greater than the ETIA, it means that more area are now irrigated beyond the ETIA, eg. Benguet & Mt. Province. Converted Areas to other land use other than agriculture and Permanently Non-Restorable Areas that were previously developed for irrigation were deducted from the original ETIA of 3,126,340 ha.

b/ - Includes newly developed areas in CY 2013 (Current Program and Carry-over Program)

Engineering and Operations

I. National Irrigation Systems (NIS)

NIA operated and maintained 237 NIS nationwide with a total service area of 804,540 ha or Firm-Up Service Area (FUSA) of 722,583 ha.

The programmed area for irrigation this crop year is 1,304,612 ha. As of the end of December 2013, irrigated area was 554,565 ha during the dry season (November 2012 to April 2013), 578,749 ha during the wet season (May 2013 to October 2013), and 45,360 ha for the third crop or a total of 1,178,674 ha which is 90% of the programmed area. Irrigation cropping intensity attained was 147% based on the service area or 163% based on FUSA.

SERVICE AND IRRIGATED AREA OF NATIONAL IRRIGATION SYSTEMS as of December 31, 2013														
REGION	NO. OF NIS a/	SERVICE AREA a/	FIRMED-UP SERVICE AREA a/	IRRIGATED AREA (ha)									IRRIGATED CROPPING INTENSITY (%)	
				WET SEASON			DRY SEASON			THIRD CROP (QTA)				
				PROGRAM	ACTUAL	%	PROGRAM	ACTUAL	%	PROGRAM	ACTUAL	%	SERVICE AREA	FIRMED-UP SERVICE AREA
CAR	3	24,915	22,327	16,171	14,930	92.33	16,000	15,924	99.53	-	-	-	124	138
1	28	61,140	47,017	39,908	35,646	89.32	31,231	26,106	83.59	4,768	1,438	30.16	103	134
2	17	53,499	52,214	44,171	33,166	75.09	25,128	23,718	94.39	44,171	25,463	-	154	158
MRIIS	3	97,922	85,176	82,149	81,791	99.56	81,825	82,763	101.15	-	-	-	168	193
3	21	80,840	71,690	45,741	42,092	92.02	46,738	44,448	95.1	12,909	7,696	59.62	117	131
UPRIIS	15	120,714	117,969	114,945	109,976	95.68	115,206	114,408	99.31	29,435	1,694	5.76	187	192
4-A	39	28,353	21,066	17,330	14,755	85.14	15,480	14,203	91.75	1,270	601	47.32	104	140
4-B	11	27,677	18,938	15,973	15,408	96.46	14,298	14,534	101.65	-	-	-	108	158
5	17	23,053	23,050	18,942	16,471	86.95	18,783	17,761	94.56	1,650	1,230	74.55	154	154
6	13	53,493	46,753	40,844	40,548	99.28	36,773	31,047	84.43	4,740	4,572	96.45	142	163
7	3	11,260	10,855	7,490	7,000	93.46	7,570	7,160	94.58	-	-	-	126	130
8	19	20,649	20,649	17,183	17,037	99.15	17,457	17,455	99.99	-	-	-	167	167
9	4	15,162	14,664	13,492	13,421	99.47	12,985	12,985	100	-	-	-	174	180
10	9	35,014	29,486	21,525	20,824	96.75	21,118	20,596	97.53	-	2,366	-	125	148
11	9	37,363	35,086	29,881	29,881	100	29,734	28,807	96.88	-	-	-	157	167
12	18	84,793	79,325	72,940	66,297	90.89	66,613	63,108	94.74	10,089	300	2.97	153	164
13	8	28,694	26,318	19,481	19,506	100.13	20,475	19,541	95.44	-	-	-	136	148
TOTAL	237	804,540	722,583	618,166	578,749	93.62	577,414	554,565	96.04	109,032	45,360	41.6	147	163

a / - Inventory as of December 31, 2012.

Dry Season - November 2012 to April 2013

Wet Season - May 2013 to October 2013

Some parts of Regions have inverted cropping season

Engineering and Operations

II. Communal Irrigation Systems (CIS)

As of end of the 2013, there are 9,732 CIS with a total service area of 556,238 ha or a FUSA of 534,403 ha. In Crop Year 2012-2013, total irrigated area of CIS was 717,391 ha with an irrigation cropping intensity of 129% based on Service Area or 134% based on FUSA.

SERVICE AND IRRIGATED AREA OF COMMUNAL IRRIGATION SYSTEMS as of December 31, 2013

REGION	NO. OF CIS a/	SERVICE AREA a/	FIRMED-UP SERVICE AREA a/	IRRIGATED AREA (ha)									IRRIGATED CROPPING INTENSITY (%)	
				WET SEASON			DRY SEASON			THIRD CROP (QTA)				
				PROGRAM	ACTUAL	%	PROGRAM	ACTUAL	%	PROGRAM	ACTUAL	%	SERVICE AREA	FIRMED-UP SERVICE AREA
CAR	1,592	44,391	43,278	37,381	37,955	101.54	36,502	36,521	100.05	6,400	3,222	50.34	175	180
1	707	54,473	52,172	30,482	31,758	104.19	20,261	21,725	107.23	2,684	1,976	73.62	102	106
2	1,672	47,777	47,412	35,069	33,897	96.66	32,590	31,837	97.69	5,016	5,205	103.77	148	150
3	369	63,207	58,951	64,702	48,282	74.62	60,258	54,192	89.93	4,950	2,410	48.69	166	178
4-A	339	19,278	17,314	13,590	13,213	97.23	12,339	12,385	100.37	-	830	-	137	153
4-B	247	32,023	30,231	18,423	17,138	93.03	16,361	16,959	103.66	-	-	-	106	113
5	2,215	62,751	62,531	29,477	31,911	108.26	29,477	30,834	104.6	4,650	1,169	25.14	102	102
6	688	28,578	27,905	14,566	16,164	110.97	13,376	13,238	98.96	1,949	2,059	105.64	110	113
7	371	26,400	22,653	19,750	19,497	98.72	19,749	19,080	96.61	1,042	700	67.18	149	173
8	415	33,499	33,200	23,971	21,469	89.56	20,719	20,736	100.08	-	-	-	126	127
9	270	23,378	22,718	19,580	19,686	100.54	16,983	16,916	99.61	503	253	50.3	158	162
10	235	30,542	29,046	14,207	13,609	95.79	13,998	13,317	95.14	1,500	1,730	115.33	94	99
11	119	23,025	23,015	13,861	12,512	90.27	13,793	12,107	87.78	-	-	-	107	107
12	280	43,184	40,967	34,289	31,079	90.64	29,760	29,001	97.45	140	759	542.21	141	149
13	213	23,732	23,010	10,605	10,423	98.28	9,640	9,637	99.97	-	-	-	85	87
TOTAL	9,732	556,238	534,403	379,952	358,594	94.38	345,806	338,484	97.88	28,834	20,313	70.45	129	134

a / - Inventory as of December 31, 2012.

Dry Season - November 2012 to April 2013

Wet Season - May 2013 to October 2013

Some parts of Regions have inverted cropping season

Engineering and Operations

III. Institutional Development Program

The organization and development of farmer-beneficiaries are continuously undertaken towards a sustainable NIA-IA partnership in irrigation development.

For CY 2013, funded by the Irrigation Management Transfer Support Services (IMTSS) as of the end of December 2013, there are 2,292 IAs under IMT Program with 471,577 farmer-beneficiaries covering an area of 545,851 hectares. Irrigation Management Transfer refers to the transfer of management and maintenance of national irrigation systems (NIS) to Irrigators Associations (IAs), wholly or partially depending on the size of the NIS and capacity of the IA.

Other activities were performed such as IMT/O & M Contracting and capacity building for IAs and staff.

IV. Equipment Management

The agency satisfactorily maintained in operating condition 625 units of equipment or 11% of the 5,562 units. This is composed of 38 heavy equipment, 443 light equipment, 135 other equipment and 9 special equipment. There are 2,847 units that are under Category A2 or operating intermittently and less reliable equipment and 602 units under Category A3 or non-operable equipment needing repair.

The 38 units of heavy equipment that are in good condition are used to support project construction, repair and rehabilitation of existing NIS, and operation and maintenance of NIS.

As of end of the year, 1,488 units are recommended for disposal. The sale through public auction of unserviceable equipment was pursued to reduce further unnecessary operating expenditures and deterioration.

OVER-ALL IDP AND IMT ACCOMPLISHMENT
as of December 31, 2013

PARTICULARS	NIS	CIS	TOTAL
1. IA ORGANIZED			
- Number	2,897	5,110	8,007
- Area	694,433	481,984	1,176,417
- Farmer-Beneficiaries	572,433	423,078	995,511
- Members	462,509	324,470	786,979
2. IA REGISTERED			
- Number	2,802	4,622	7,424
- Area	678,355	450,102	1,128,456
- Members	504,437	349,865	854,302
3. IA O & M CONTRACTING			
* Stage Contracts			
- Number	59	-	59
- Area	30,950	-	30,950
- Members	13,052	-	13,052
* Type Contracts			
- Number	194	-	194
- Area	45,744	-	45,744
- Members	29,283	-	29,283
* JSM Contracts			
- Number	11	-	11
- Area	5,735	-	5,735
- Members	4,312	-	4,312
* IMT Contracts			
- Number	2,292	-	2,292
- Area	545,851	-	545,851
- Members	471,577	-	471,577
4. CIS TURNOVER			
- Number	-	4,300	4,300
- Area	-	423,352	423,352
- Members	-	340,786	340,786

Administrative Services

I. Post Rationalization Plan Updates

At the onset of 2013, the Strategic Planning Group (SPG) headed by Senior Deputy Administrator Felix M. Razo was created by virtue of the World Bank's Aide Memoire recommending the creation of the multi-sectoral SPG tasked to formulate a new Five (5) Year Strategic Plan. Its main function is to address major challenges beyond completion of the RatPlan to ensure that functions of staff are aligned with NIA's needs and requirements. The SPG shall also review the results of the RatPlan in terms of technical and fiscal logic. Composition of the Central Office SPG and Regional Office/National Integrated Irrigation Systems (NIIS) SPGs were identified under NIA Memorandum Circular No. 14, s. 2013 and amended under NIA Memorandum Circular No. 29, s. 2013 with the Corporate Planning Services as Secretariat.

A. Personnel Inventory

PERSONNEL INVENTORY As of December 31, 2013						
RESPONSIBILITY CENTER	REGULAR/MONTHLY			CASUAL/DAILY		TOTAL
	Authorized	Filled	Vacant	COB-Charged	Project-Charged	
CENTRAL OFFICE	11 ¹¹ 392	6 ¹¹ 330	5 ¹¹ 62	178	0	514
CAR	136	112	24	0	52	164
REGION 1	231	158	73	2	46	206
REGION 2	274	268	6	13	141	422
MARIIS	431	393	38	4	11	408
REGION 3	235	204	31	9	46	259
UPRIIS	474	429	45	14	49	492
REGION 4A	140	133	7	18	15	166
REGION 4B	99	92	7	0	31	123
REGION 5	123	87	36	10	136	233
REGION 6	207	194	13	0	204	398
REGION 7	51	44	7	1	149	194
REGION 8	178	114	64	143	114	371
REGION 9	96	95	1	0	17	112
REGION 10	128	127	1	11	152	290
REGION 11	174	165	9	57	41	263
REGION 12	309	299	10	1	116	416
REGION 13	141	131	10	0	257	388
TOTAL	3,819	3,375	444	461	1,577	5,419

11 - Project Charged on need basis

The DBM-approved authorized monthly positions for filling-up is 3,819. As of 31 December 2013, 88.37% equivalent to 3,375 positions are already filled-up. Recruitment and selection of employees for the remaining vacant positions are still on going.

A. CO-Based Projects/ PMOs PCOs	Authorized	CT/ Monthly	Casual/ Daily	Contract of Service	Total
CARP-Central Office	31	29	20	5	54
CARP-Field Offices	180	173	0	0	173
Comprehensive Agrarian Reform Project - Irrigation Component (CARP-IC)*	211	202	20	5	227
National Irrigation Sector Rehabilitation and Improvement Project (NISRIIP)	47	2	10	0	12
Participatory Irrigation Development Project (PIDP-PMO)	32	17	7	0	24
Small Reservoir Irrigation Project (SRIP-PMO)	8	8	36	2	46
TOTAL	298	229	73	7	309

B. NIA-Foreign Assisted and Locally Funded Projects	Authorized	CT/ Monthly	Casual/ Daily	Contract of Service	Total
Agno River Integrated Irrigation Project (ARIIP)	145	97	188	8	293
Balog-Balog Multipurpose Project (BBMP)	437	16	209	0	225
Casencan Multipurpose Irrigation and Power Project (CMIPP)	41	12	23	40	75
Jalaur River Multipurpose Project (JRMP)	72	26	216	276	518
Malitbog-Maridagao Irrigation Project (MMIP)*	41	7	55	0	62
TOTAL	736	158	691	324	1,173

SUMMARY	
I. NIA-PROPER	5,419
II. NIA-PROJECTS	
A. CO-Based Projects/PMOs/PCOs	309
B. NIA-Foreign Assisted and Locally Funded Projects	1,173
GRAND TOTAL	6,901

Administrative Services

II. Human Resources Management and Development

A. Capability Development Programs

Providing continuous training and education to employees is one of the major functions of the Human Resources Division in order to develop and retain human assets in the Agency. The Training and Career Development Section of the HRD designed and implemented/facilitated the following line-up of activities for the year 2013:

TITLE OF THE SEMINAR/TRAINING	DATE	AIM/HIGHLIGHTS
Seminar on Design of Irrigation Projects: Design of Diversion Works	January 6-20, 2013 January 27-February 10, 2013	It is the third program in the series of seminars on Design of Irrigation Projects. It aimed to develop/enhance the capabilities of Design Engineers and others involved in the design of irrigation projects.
Strategic Performance Management System (SPMS) Orientation Seminar	May 22, 2013	The activity enabled the Central Office - Performance Management Team members, Department Managers, and Administrative and Finance Managers of Regional/Field Offices to fully understand the concept, framework and benefits of the SPMS.
Seminar on Design of Irrigation Projects : Design of Irrigation and Drainage Canals and Canal Structures	June 30-July 14, 2013 August 4-18, 2013	This re-run of Program 2 of the original Seminar-Workshop on the Design of Irrigation Projects was intended for the IMO and PMO personnel. Participants were imparted knowledge on the repair of system facilities and rehabilitation projects.
Orientation on NIA Merit Selection Plan (Revised 2012)	September 11, 2013	This training was designed to guide the Chair and members of the PSB to effectively implement the proper procedures in the process of selection and assessment for a government position.
Orientation-Workshop on the Computerized Human Resources Management Information System (HRMIS)	August 23, 2013 September 18, 19, 25-27, 2013	The HRMIS, composed of Human Resource Information System and Leave Management Information System modules, was introduced and presented to all Central Office employees for comments and recommendations before its full implementation. Said computer program can fast-track the processing of the Personal Data Sheet and leave applications of each employee.
Pre-Retirement Seminar	October 25, 2013	Outgoing personnel who are expected to retire in five years or less from public service were given insights on life after employment. They were provided a clearer view of what is in store for them in this coming phase on their lives. GSIS, Metrobank, and Colayco Foundation, Inc., discussed their retirement plans and programs, different investment opportunities and assessed participants' readiness to retire from paid work, respectively.
Presentation of NIA SPMS	November 6, 2013	Draft NIA SPMS was presented to the Department Managers and Administrative and Finance Managers/IRMO of the Regional Offices and PMOs for further enhancement for the Agency to come up with a final SPMS for submission to the CSC. It was conducted as beginning January 2015 all performance-based human resources movement and/or personnel action to be executed by the Agency shall only be based on CSC-approved SPMS.
NIA Gender and Development (GAD) Seminar on Violence Against Women and Their Children and Magna Carta on Women	November 7-8, 2013	Exposure to this activity provided the members of NIA GAD Focal System from the Central Office, Regional Offices, and IMO a wider latitude of understanding the concept and law on GAD for the project implementers to be gender sensitive and responsive in the preparation of the projects, detailed design and construction and at the O&M.
NIA Gender and Development Planning and Budgeting Seminar	November 28-29, 2013	The Philippine Commission on Women gave in-depth discussion on how to formulate and develop a uniform GAD plan and budget using the Joint Circular No. 2012-01 provision on the attribution to the GAD budget of a portion or the whole annual budget of the Agency.
PAIS Advanced Photography, Photojournalism and Video-Production Seminar	December 9-14, 2013	Aims to equip NIA PR personnel with the knowledge, skills and techniques on how to take and use photos, graphics, audio and video messages to improve communication between people and organization, and effectively convey messages through a wide range of media to promote NIA's programs and projects.

Administrative Services

B. Overseas Training/Scholarship Grants

The table below shows the list of NIA personnel and the details of the local/overseas program they attended/currently attending. These individuals were invited/nominated and successfully passed the rigid and tedious process of selection of the training/scholarship grant providers. Fortunately, these providers faithfully recognize NIA as deserving recipient of their course offerings.

NAME/POSITION/OFFICE	COURSE TITLE	SPONSOR	VENUE	DATE
Antonio S. Nangel Administrator	Seminar on Mitigation Measures for Natural Disasters	Japanese Institute of Irrigation and Drainage	Tokyo, Japan	February 4-8, 2013
Mariano G. Dancel Acting Operations Manager				
Eusebio S. Villamanto Principal Engineer A, Central Office	Training Course on "Improve Operation and Management for Agriculture and Rural Infrastructure	Japan International Cooperation Agency (JICA)	Tsukuba, Japan	February 17-April 20, 2013
Lydia S. Esguerra Division Manager, Central Office	Training on "Mitigating Climate Change Through the Construction of Small Impounding Facilities in the Philippines"	Korea International Cooperation Agency	Seoul, Korea	July 9-18, 2013
Sylvia M. Enconado Asst. Project Manager, SRIP				
Robert V. Villanueva Principal Engineer, Central Office				
Wilbert L. Galamay Principal Engineer, Region 2				
Rey R. Visaya Sr. Engineer A, Region 2				
Laila T. Molina Engineer A, SRIP				
Ma. Salette H. Gumpal Engineering Asst. A, Region 2				
Kristin Grace B. Siriban Engineering Asst. B, Region 2				
Reckson G. Palpallatoc Engineering Asst. A, Region 2				
Xsa A. Cabria Supervising Geologist A, Central Office	Master of Science Course in "Geo Information Science and Earth Observation for Applied Earth Sciences, with Specialization in Engineering Geology	Korea International Cooperation Agency	Seoul, Korea	July 9-18, 2013
Santi B. Ferrer Sr. Engineer A, UPRIIS	Training Course on "Flood Disaster Mitigation" (Disaster Management Policy Program/Water-Related Disaster Management)	JICA	National Graduate Institute for Policy Studies, Japan	October 1, 2013-September 13, 2014
Rebecca C. Malazarte Acting Department Manager, Central Office	Forum on Financial Management for IFAD-Financed Projects and Programmes	International Fund for Agricultural Development	Bangkok, Thailand	October 14-16, 2013
Roberto Q. Matias Hydrologist, UPRIIS	Scholarship Grant for Engineering Research and Development for Technology	Department of Science and Technology-Central Luzon State University	Central Luzon State University	2013-2014 (Two years)

III. Procurement and Property

The Procurement and Property Division (PPD) observed and implemented the provisions of R.A. 9184 in the procurement of goods, services and infrastructure in accordance with the approved Annual Procurement Plan for CY 2013.

Approved Annual Procurement Plan for CY 2013	
Goods and Services	2,105,904,549.70
Civil Works	4,157,972,871.21
Total Amount	6,263,877,420.91

Approved Supplemental Annual Procurement Plan for CY 2013	
Goods and Services	2,862,860,755.73
Civil Works	14,420,295,448.93
Consultancy	10,860,000.00
Total Amount	17,294,016,204.66

It is PPD's thrust to continue undertaking procurement activities in accordance with the Delegation of Authority.

There were 618 approved Purchase Requests (PRs) amounting to P302,535,964.19. Seven Hundred Forty Eight (748) Purchase Orders (POs) were issued amounting to P36,706,256.89. The Procurement Section also processed 947 vouchers amounting to P130,874,134.10 and 82 Agency Procurement Requests (APR) amounting to P2,667,827.04.

Contracts were also awarded through different modes of procurement: Public Bidding - 13 (P15,607,180.00), Small Value Procurement - 4 (P1,136,920.00), Shopping - 5 (P641,985.00) and Negotiated Procurement - 1 (P4,400,000.00)

NIA Real Property and Housing Management Committee

The NIA Board of Directors under its Resolution No. 7883-13, Series of 2013, during the 4th Special Board Meeting for CY 2013 dated June 4, 2013, approved the request of conversion of the NIA real property with an aggregate area of 15,022 sq. m., located at Barra, Opol, Misamis Oriental into Employees Housing Project. On July 12, 2013 Administrator Claro V. Maranan signed the individual Notice of Awards to Region 10 employees.

MC No. 47, Series of 2013 re: Submission of Data/Information of NIA-owned Parcels of Land was signed by Administrator Claro V. Maranan on October 7, 2013 to keep dynamic record of, and to put to proper use, all the real properties NIA had acquired over the years throughout the country and to specifically identify and convert idle real properties into housing projects of employees and to dispose idle land for additional revenue of the agency.

NIA Top Management vows to provide decent housing facilities to its employees nationwide. The efforts of the NIA Real Property and Housing Management Committee in converting potential lots into NIA Housing facilities has been a significant stride to address the needs of employees for decent housing nationwide.

Energy Conservation

Energy Conservation Program

The National Irrigation Administration has attained reduction in electricity and fuel consumption by 22.30% and 8.84%, respectively translated into a total savings of P5,263,118.21 broken down as follows:

I. Electric Consumption

NIA was able to reduce electric consumption by 22.30% or 467,285 KWHR equivalent to P5,022,953.09 savings compared to the reference consumption set by Malacañang as benchmark:

MONTH	REFERENCE CONSUMPTION (JAN-JUNE 2004 AVE) (1_)	2013 ACTUAL CONSUMPTION		2013 SAVINGS/(EXCESS)			% SAVINGS/ (EXCESS)
	KWHR	KWHR	COST	COST/KWHR	KWHR	COST	KWHR
JANUARY	174,623	90,261	1,042,353	11.55	84,362	974,386.64	48.31%
FEBRUARY	174,623	127,278	1,353,766	10.64	47,345	503,753.14	27.11%
MARCH	174,623	125,291	1,224,263	9.77	49,332	481,971.30	28.25%
APRIL	174,623	129,071	1,429,621	11.08	45,552	504,720.26	26.09%
MAY	174,623	159,572	1,641,556	10.29	15,051	154,873.76	8.62%
JUNE	174,623	172,934	1,793,105	10.37	1,689	17,514.52	0.97%
JULY	174,623	158,109	1,625,799	10.28	16,514	169,765.36	9.46%
AUGUST	174,623	130,350	1,358,042	10.42	44,273	461,321.64	25.35%
SEPTEMBER	174,623	138,222	1,448,911	10.48	36,401	381,482.17	20.85%
OCTOBER	174,623	129,563	1,300,941	10.04	45,060	452,402.60	25.80%
NOVEMBER	174,623	135,311	1,527,210	11.29	39,312	443,831.46	22.51%
DECEMBER	174,623	132,229	1,487,503	11.25	42,394	476,930.25	24.28%
TOTAL	2,095,476	1,628,191	17,233,070	10.58	467,285	5,022,953.09	22.30%

1_/_ - Per Malacañang Memorandum dated 18 November 2005 re: Benchmark Figures for Power and Fuel Consumption

II. Fuel Consumption

Similarly, as a result of the implementation of energy conservation program on fuel, NIA was able to substantially reduce the fuel consumption by 8.84% or 5,359 liters equivalent to P240,165.12 compared to the reference consumption set by Malacañang as benchmark:

PARTICULARS	REFERENCE CONSUMPTION (JAN-JUNE 2005 AVE) (1_)	2013 ACTUAL CONSUMPTION (LITERS)	2013 SAVINGS/(EXCESS)	% SAVINGS/(EXCESS)
LITERS	60,601	55,242	5,359	8.84%
COST	P 2,715,942	2,475,777	240,165.12	8.84%
AVERAGE COST/LITER	P 44.82	44.82		

1_/_ - Per Malacañang Memorandum dated 18 November 2005 re: Benchmark Figures for Power and Fuel Consumption

Financial Management

Consolidated Income Statement Corporate Fund 501 - Regular & NDC as of December 31, 2013

	2013 (Preliminary)	2012	INCREASE/ (DECREASE)
REVENUES			
Operating Income			
Irrigation Service Fees	1,647,756,435.58	1,445,575,655.60	202,180,779.98
Less: 10% Discount on ISF	92,840,269.45	94,880,040.88	(2,039,771.43)
Loss on Sale of Palay	353,586.00	231,137.66	122,448.34
Net Irrigation Service Fees	1,554,562,580.13	1,350,464,477.06	204,098,103.07
Rent Income	169,020,635.81	162,174,298.30	6,846,337.51
Fines and Penalties-Service Income	24,979,839.57	20,234,928.02	20,234,928.02
Management Fees	28,462,937.47	33,957,526.28	(5,494,588.81)
Subsidy Income from the National Government	1,187,039,840.76	984,362,420.38	202,677,420.38
CIP/CIS/RIS Amortization and Equity	329,455,379.84	324,909,491.96	6,973,853.97
Pump Amortization & Equity	21,169,485.04	14,195,631.07	6,973,853.97
Water Delivery Fee	460,798,797.78	480,857,157.90	(20,058,360.12)
Energy Delivery Fee	94,935,267.00	-	94,935,267.00
Total	3,870,424,763.40	3,371,155,930.97	499,268,832.43
Non-Operating Income			
Interest	23,704,067.86	38,503,691.29	(14,799,623.43)
Subsidy Income from LGUs	-	-	-
Income from Grants and Donations	-	-	-
Miscellaneous Income	150,363,459.31	143,666,508.34	6,696,950.97
Other Fines and Penalties	816,822.01	154,352.51	662,469.50
Total	174,884,349.18	182,324,552.14	(7,440,202.96)
TOTAL REVENUES	4,045,309,112.58	3,553,480,483.11	491,828,629.47
Less Expenses:			
Personal Services	1,598,059,850.57	1,685,012,628.05	(86,952,777.48)
MOOE	1,574,003,949.11	919,264,863.21	654,739,085.90
TOTAL EXPENSES	3,172,063,799.68	2,604,277,491.26	567,786,308.42
INCOME/(LOSS) FROM OPERATION	873,245,312.90	949,202,991.85	(75,957,678.95)
Add/Deduct Other Income/Expenses:			
Gain (Loss) on Foreign Exchange	(2,329,874.81)	(2,139,756.32)	(190,118.49)
Gain on Sale of Disposed Assets	(259,179.61)	1,637,000.00	(1,896,179.61)
TOTAL OTHER INCOME/EXPENSES	(2,589,054.42)	(502,756.32)	(2,086,298.10)
NET OPERATING INCOME/(LOSS) BEFORE NON-CASH EXPENSES	870,656,258.48	948,700,235.53	(78,043,977.06)
Less Non-Cash Expenses:			
Bad Debts	94,061,768.73	69,745,328.35	24,316,440.38
Depreciation	836,653,399.17	1,020,916,704.30	(184,281,305.13)
Total Non-Cash Expenses	930,697,167.90	1,090,662,032.65	(159,964,864.75)
NET LOSS BEFORE SUBSIDY FOR VARIOUS PROJECTS	(60,040,909.42)	(141,961,797.12)	81,920,887.70
Add: Subsidy Income from the National Government			
Budgetary Support for the implementation of Various Projects 2.85% GESA	676,611,159.24	561,086,579.62	115,524,579.62
Disbursement Acceleration Program			
Jalaur River Multipurpose Project Stage II		450,000,000.00	(450,000,000.00)
Umayam River Irrigation Project	105,445,000.00	9,500,000.00	95,945,000.00
Malitubog Maridagao Irrigation Project II	233,181,000.00	101,400,000.00	131,781,000.00
Casecnan Multipurpose Irrigation Project II	283,620,000.00	200,000,000.00	83,620,000.00
Pension and Gratuity Fund	417,490,784.00	-	417,490,784.00
Less: Disbursement for Pension and Gratuity	(417,490,784.00)	-	(417,490,784.00)
NET LOSS & SUBSIDY FOR VARIOUS PROJECTS (CAPITAL OUTLAY)	1,238,816,249.82	1,180,024,782.50	58,791,467.32

Note: UNAUDITED

Certified Correct:

NOEMI V. VILLANUEVA

Acting Manager, Accounting Division

Noted By:

REBECCA C. MALAZARTE


Acting Manager, Financial Management
Department

Financial Management

Consolidated Balance Sheet Corporate Fund 501 - Regular & NDC as of December 31, 2013

	2013	2012	INCREASE/ (DECREASE)
ASSETS			
CURRENT ASSETS			
Cash	2,746,163,584.36	2,163,804,055.29	582,359,529.07
Receivables (net)	32,544,751,963.54	32,044,394,998.62	500,356,964.92
Inventories	110,517,810.24	109,107,022.99	1,410,787.25
Pre-payments	124,091,058.37	99,851,923.57	24,239,134.80
Other current Assets	(198,643,759.34)	(205,759,007.26)	7,115,247.92
Total Current Assets	35,326,880,657.17	34,211,398,993.21	1,115,481,663.96
NON CURRENT ASSETS			
Long Term Investments	56,276,662,584.82	11,224,500.00	56,265,438,084.82
Property, Plant and Equipment	25,678,808,125.23	24,157,341,390.72	1,521,466,734.51
Other Assets	517,836,029.60	521,953,426.97	(4,117,397.37)
Total Non-Current Assets	82,473,306,739.65	24,690,519,317.69	57,782,787,421.96
TOTAL ASSETS	117,800,187,396.82	58,901,918,310.90	58,898,269,085.92
LIABILITIES and EQUITY			
CURRENT LIABILITIES			
Payable Accounts	1,540,088,686.34	509,450,538.44	1,030,638,147.90
Inter/Intra-agency Payables	70,487,850,137.96	14,271,217,237.63	56,216,632,900.33
Other Liability	1,265,551,303.99	1,335,293,556.16	(69,742,252.17)
Total Current Liabilities	73,293,490,128.29	16,115,961,332.23	57,177,528,796.06
NON CURRENT LIABILITIES			
Loans Payable - Domestic/Foreign	11,506,340,533.96	11,506,340,533.96	
Deferred Credit	18,582,378,510.52	17,801,141,052.45	781,237,458.07
Total Non Current Liabilities	30,088,719,044.48	29,307,481,586.41	781,237,458.07
TOTAL LIABILITIES	103,382,209,172.77	45,423,442,918.64	57,958,766,254.13
EQUITY			0.00
Government Equity	21,235,859,334.36	19,271,401,491.75	1,964,457,842.61
Capital Stock	5,559,191,864.58	5,559,191,864.58	
Retained Earnings	(12,377,072,974.89)	(11,352,117,964.07)	(1,024,955,010.82)
Total Equity	14,417,978,224.05	13,478,475,392.26	939,502,831.79
TOTAL LIABILITIES AND EQUITY	117,800,187,396.82	58,901,918,310.90	58,898,269,085.92

Note: UNAUDITED

Certified Correct:

NOEMI V. VILLANUEVA
Acting Manager, Accounting Division

Noted By:

REBECCA C. MALAZARTE
Acting Manager, Financial Management
Department

Financial Management

Consolidated Statement of Cash Flows Corporate Fund 501 - Regular & NDC as of December 31, 2013

Cash Flows from Operating Activities	
Cash Inflows	
Cash received from irrigation users, other NIA customers	2,719,976,393.51
Receipt of Subsidy from the National Government	2,903,387,784.00
Cash Received from other Government Owned and/or Controlled Corporation	132,635,928.36
Receipt of subsidy from LGUs/NGAs	15,774,770.15
Receipt of Management Fee	28,462,934.47
Receipt of Inter/Intra-agency cash transfer	252,464,172.02
Refund of Cash Advances and Disallowances	41,423,960.05
Interest on Deposits	20,291,935.39
Trust Deposits	105,529,459.01
Prior Period Errors	38,597,902.23
Collection of Other Receivables	23,313,965.81
Fund transfer from other funds/settlement	139,618,439.38
Guaranty Deposits/Bidders Bond and Other Payables	110,662,916.16
Total Cash Inflows	6,530,510,126.61
Cash Outflows	
Cash paid to suppliers, employees and others	2,889,731,437.81
Repair/rehabilitation of Existing Irrigation Facilities	296,414.07
Remittances to BIR, GSIS, Pag-ibig, Philhealth	403,532,845.58
Cash Advances granted to Officers and Employees	53,310,205.76
Due to Officers and Employees	3,448,861.59
Advances / Payment to NGAs	29,448,782.13
Advances/Payment to GOCCs	4,040,596.95
Advances/ Payment to LGUs	2,703,631.39
Payment to Other NGAs	30,000.00
Payment of Other Payables	515,658,130.74
Payment of Accounts Payable	349,140,284.08
Refund of Performance/Bidders' Bond	13,631,675.59
Advance Payment to Contractors	16,305,099.76
Fund transfer to other funds/ Settlement	174,929,266.75
Adjustment	13,181,400.38
Bank Charges	1,030.50
Total Cash Outflows	4,469,389,663.08
Total Cash Provided (Used) by Operating Activities	2,061,120,463.53
Cash Flows from Investing Activities	
Cash Inflows	
Disposal of property and equipment	371,530.28
Total Cash Inflows	371,530.28
Cash Outflows	
Purchase of Property & Equipment, It Equipment and Software	221,262,509.00
Office Buildings	856,535.26
Construction in Progress	1,258,643,854.62
Total Cash Outflows	1,480,762,898.88
Total Cash Provided By Investing Activities	(1,480,391,368.60)
Cash Flows from Financing Activities	
Proceeds of Loan from National Development Company	-
Payment of Interest on Loan	-
Payment of Penalty	-
Payment of Loan	-
Net Cash Provided By Financing Activities	-
Cash Provided by Operating, Investing and Financing Activities	580,729,094.93
Effect of Exchange Rate Changes on Cash	
Cash and Cash Equivalents-Beginning	2,163,804,055.50
Cash and Cash Equivalents, Ending	2,746,163,584.36

Note: UNAUDITED

Certified Correct:

NOEMI V. VILLANUEVA

Acting Manager, Accounting Division

Noted By:

REBECCA C. MALAZARTE

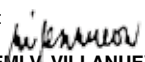
Acting Manager, Financial Management
Department

Financial Management

Consolidated Balance Sheet Corporate Fund 501 - Regular & NDC as of December 31, 2013

ASSETS		
CURRENT ASSETS		
Cash	2,746,163,584.36	
Receivables (net)	32,544,751,963.54	
Inventories	110,517,810.24	
Pre-payments	124,091,058.37	
Other current Assets	(198,643,759.34)	
Total Current Assets		35,326,880,657.17
NON CURRENT ASSETS		
Long Term Investments	56,276,662,584.82	
Property, Plant and Equipment	25,678,808,125.23	
Other Assets	517,836,029.60	
Total Non-Current Assets		82,473,306,739.65
TOTAL ASSETS		117,800,187,396.82
LIABILITIES		
CURRENT LIABILITIES		
Payable Accounts	1,540,088,686.34	
Inter/Intra-agency Payable	70,487,850,137.96	
Other Liabilities Accounts	1,265,551,303.99	
Total Current Liabilities		73,293,490,128.29
NON CURRENT LIABILITIES		
Loans Payable - Domestic/Foreign	11,506,340,533.96	
Deferred Credit	18,582,378,510.52	
Total Non Current Liabilities		30,088,719,044.48
TOTAL LIABILITIES		103,382,209,172.77
EQUITY		
Government Equity	21,235,859,334.36	
Capital Stock	5,559,191,864.58	
Retained Earnings	(12,377,072,974.89)	
Total Equity		14,417,978,224.05
TOTAL LIABILITIES AND EQUITY		117,800,187,396.82

Note: UNAUDITED

Certified Correct: 
NOEMI V. VILLANUEVA
Acting Manager, Accounting Division

Noted By: 
REBECCA C. MALAZARTE
Acting Manager, Financial Management
Department



Internal Audit Services

Financial and Operations Audit Division

Financial and Operations Audit is an evaluation of the outcome, output, process and input to determine whether NIA's operations, programs and projects are in accordance with laws, circulars, regulations, managerial policies, accountability measures, and contractual obligations. In pursuing the mandate of the Internal Audit Services (IAS) and to evaluate whether or not performance targets and expected results were achieved, systems review on financial and operations were conducted.

I. Financial Audit

Review of internal control systems on financial concerns was conducted in Regions 1 (Banaoang), 2, 3, 4A, 4B, 6, 9, 13, MARIIS, CAR, and UPRIS Division III. A special audit was done in ARIIP.

IAS highly emphasized that field offices should strictly observe MC 28 series 1986 to avoid recurrence of delays and splitting in the remittance of ISF collections.

II. Operations Audit

Performance assessment and follow-up activities were conducted in Regions 5, 10, 12, and 13 giving emphasis on areas for rehabilitation, restoration, and generation.

Conducted an audit on project implementation in Regions 7 and 11 in compliance with the instruction/memorandum of the Administrator issued on December 2013.

The recommendations and action plan, which is subject for approval of the Board of Audit Committee, will serve as an effective tool for management decision making, review/amendment of some policies congruent to the upcoming proposed formulation of Rationalization Plan II (RatPlan - II), and ensure and determine compliance to Government Laws and Regulations in succeeding projects/programs to be undertaken by the Agency.

The Audit Committee Chairman in his memoranda dated 06 November 2012, 21 January 2013 and 08 July 2013 required all Regional Offices to submit Monthly Report on Actual Actions Taken to start one month after submission of the action plan to ensure compliance on above-mentioned recommendations.

Organization and Management Audit Division

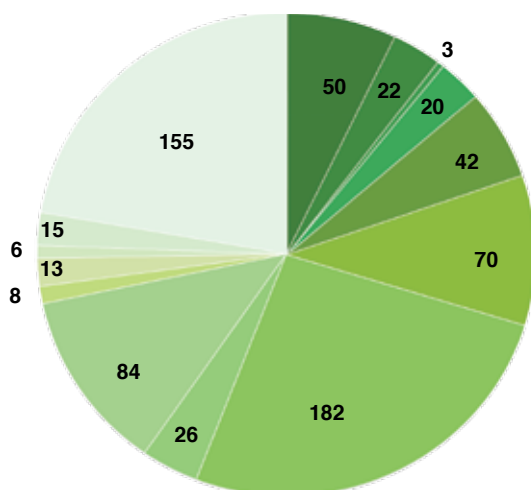
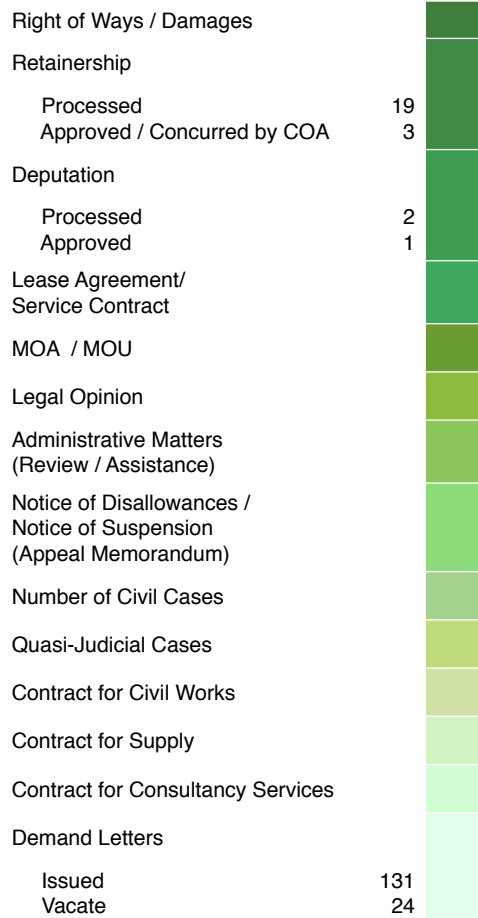
A continuing organization and management review/audit of Field Offices is being conducted by the Organization and Management Audit Division (OMAD) to ascertain the status of Rationalization Plan implementation and the degree of compliance to existing guidelines, standards, administrative issuances, and approved systems and procedures. For the year, OMAD conducted an organization audit in CAR and UPRIS and determined the problems affecting the RPlan implementation in the operation and management of the Office.

Relative to the Rationalization Plan implementation, the following were undertaken:

1. Conducted management audit in ARIIP and assessed the actual manpower requirement to be retained for the last quarter of CY 2013 and Skeletal Force for CY 2014 based on the remaining works and availability of funds of the project. Similarly, project inventory was conducted and organization proposal for the O&M phase of the partially completed project was prepared.
2. Reviewed/studied requests from Field Offices for demerging/merging of Irrigation Management Offices (IMOs) and submitted proposals to SPG for approval; prepared proposed Position Standard for Field Offices as required by SPG.
3. In Central Office, workcount/workload analysis of existing workforce was effected and determined the actual number of manpower requirement in each organizational unit.
4. Validated the existing position standard for Accounting Processor A (Billing Clerk) thru the conduct of Time and Motion Study on the preparation of Bills and Statement of Account (BSA).
5. Evaluated/processed requests for authority to fill vacant monthly positions/hire daily positions charged to RSSP Fund under Engineering & Operations Sector; and extension/change in position title of casual/JO/COS in Central and Field Offices for CY 2013 charged to COB and project funds.
6. Reviewed/prepared memoranda, circulars, and other issuances and official documents and various communications referred by Top Management and other Officials for appropriate action.
7. Provided data required by GCG regarding the development of a Compensation and Position Classification System (CPCS).
8. Maintained close coordination with DBM on matters relative to organization and management; prepared reply to queries from Regions and other local government officials.

Legal Services

Summary of Accomplishment for CY 2013



N I A @ 50 in the year 2013 brought the Agency at its finest in serving the country especially its farmer-beneficiaries. The Legal Services continued to pursue its mandate of extending legal services and assistance to various offices of the Agency (Central and Field Offices) and also, represented the agency in eighty four (84) various civil cases, in coordination with the Office of the Solicitor General and the Office of the Government Corporate Counsel. Thirty four (34) other cases filed before the administrative bodies such as Commission on Audit (COA), National Commission on Indigenous People (NCIP), DAR Adjudication Board (DARAB), National Water Resources Board (NWRB), and Local/Central Board of Assessment Appeals (LBAA/CBAA).

Furthermore, the Department reviewed and processed forty two (42) MOA/MOU; fifty (50) Claim for Right-Of-Way; thirteen (13) Civil Works Contracts; fifteen (15) Contract for Consultancy; six (6) Contract for Supply; twenty (20) Lease Agreement; and twenty two (22) Retainership Agreement. The Legal Services also acted on miscellaneous matters referred to its office. Among these are seventy (70) Legal opinions and one hundred eighty two (182) other administrative matters (reviewed/assisted) directly forwarded by NIA offices nationwide.

Finally, in line with the Agency's intensified efforts in collecting Irrigation Service Fees (ISF), the Legal Services assisted the Regional Offices in the issuance of one hundred fifty-five (155) Demand letters to delinquent farmer beneficiaries.



The Public Affairs and Information Staff (PAIS) mission is to bring the Agency close to the farmers and the general public by projecting its best image to stir and sustain stakeholders' awareness on NIA's plans and programs, projects, activities and accomplishments. The following are PAIS' accomplishments for the year:

A. In-house publication and production of IEC materials	B. Conducted the following:
<ol style="list-style-type: none"> NIA Digest Special Edition - 5,000 copies each <ol style="list-style-type: none"> Corporate Financial Viability 50th NIA Anniversary Soft Launching NIA-IA Day NIA Tree Planting NIA Calendar 2014 <ol style="list-style-type: none"> Desk Calendar - 5,000 sets Poster Calendar - 10,000 copies NIA Currents 1st, 2nd, and 3rd Quarter 2013 - 1,500 copies each NIA Currents 4th Quarter 2013 - 1,500 copies for printing IEC Materials for PIDP - completed draft copies <ol style="list-style-type: none"> A Briefer in IMT Model Contracts: Benefits and Advantages Benefits of an IA Member ISF: To Pay or Not to Pay Irrigation Management Transfer NIA Primer 2013 submitted to DA and GCG Audio Video Production for Central Office, NIS, and CIS Entrance lobby display and glass cabinet for the past Administrators. Coffee Table Book in collaboration with Wide Angle Media for NIA Golden Anniversary - for printing Souvenir Program for NIA Golden Anniversary - lay-outing ongoing 	<ol style="list-style-type: none"> Preparatory activities on NIA Golden Anniversary <ol style="list-style-type: none"> Soft Launching of Anniversary Logo, Teaser, Theme and Adopt-a-Community Donation Box Launching of 100 Days Countdown: Unveiling and putting up of Giant Signage Central Office and National Category Painting Contest NIA Jingle-Making Contest NIA Tree Planting at MARIIS, BBMP, and Region 4A(Laguna) Mid-Year Review and Planning Workshop for PROs Seminar/Workshop on Advance Photography, Photojournalism and Video Production for PROs/designated PROs and ITs from regional and project offices
	C. Membership in various committees within NIA and outside NIA (SN Aboitiz Power)
	D. Attendance to Seminar, Workshops, Conferences and Meetings.
	E. Attendance to Inter-Agency meetings
	F. Preparation and participation in DA sponsored exhibits (Makina-Saka and World Food Day)
	G. Conceptualization and printing of tarpaulins and other display materials
	H. Represented NIA in inter-agency collaborations
	I. Monitoring and consolidation on reports for typhoon damages
	J. Website maintenance for updates on Management
	K. Collaboration and linkages with tri-media (radio, TV, and print)
The Library	
<ul style="list-style-type: none"> There are 67 newly acquired books to be cataloged and classified. Requested the Engineering and Operations to submit a copy of reports (Feasibility, Completion, Progress etc) to the library for reference. 	



NIA Nationwide Tree Planting Program

In 2012, the NIA coordinated with the Department of Environment and Natural Resources-National Greening Program (DENR-NGP), DA-National Convergence Initiatives, and DA-Bureau of Plant Industry regarding the conduct of a simultaneous tree planting nationwide. Sites, prioritizing watershed areas of NIA nationwide, were identified.

The Program was launched on May 22, 2012 in Pantabangan, Nueva Ecija participated in by all NIA Regional/Operations and Project Managers.

The first activity was done on June 8, 2012 and June 7 on the second year. Participated in by Irrigators Associations, LGUs, students and other sectors, NIA nationwide was able to plant a total of 270,809 hardwood and fruit-bearing trees in two (2) years covering 423.04 hectares of watershed area plus 38 kms service road.

Below is a table showing the accomplishments per region per year.

REGION / PROJECT	2012		2013	
	No. of Trees Planted	No. of Hectares	No. of Trees Planted	No. of Hectares
CAR	14,687	18.94	37,579	65.65
REGION 1	4,340	3	2,900	14.15
REGION 2	5,768	8 + 5 km. service road	6,060	1.8
REGION 3	6,400	3	4,220	4.15
REGION 4A	3,040	5	4,015	4
REGION 4B	3,000	8.5	5,700	27
REGION 5	3,300	20	1,350	5
REGION 6	20,000	40	100,000	1.6
REGION 7	5,500	18	5,398	16
REGION 8	9,094	17	500	31.5 km service road
REGION 9	2,503	5.9	1,725	3.31
REGION 10	9,104	17	1,750	4.5
REGION 11	20,300	23.9	13,200	7
REGION 12	10,428	5	4,225	5
CARAGA	7,100	14.2	6,270	17
MARIIS	10,000	10	8,215	9.84
UPRIIS	7,915	2	5,000	2
BBMP	1,043	1.75	2,000	1.5
CMIPP	500	1	1,300	3
ARIIP	2,500	0.5	250	1.5 km service road
MMIP	Merged with R12		400	3
SJIP/URIP	Merged with R8		600	4
HCAAP	Merged with Caraga		300	0.85
TOTAL	146,552	222.69 + 5 km service road	122,957	200.35 + 33 km service road

Nationwide Tree Planting

Greening the Philippines...
The NIA way



National Irrigation Administration
TREES | **WATER** | **LIFE**





The Board of Directors



CLARO V. MARANAN

Administrator, National Irrigation Administration
VICE CHAIRMAN



ARSENIO M. BALISACAN

*Director General, National Economic and
Development Authority*
MEMBER



ROLANDO G. TUNGPALAN

*Deputy Director-General, National Economic and
Development Authority*
REPRESENTATIVE



MA. GLADYS CRUZ-STA.RITA

President, National Power Corporation
MEMBER

The Board of Directors



PROCESO J. ALCALA

Secretary, Department of Agriculture
CHAIRMAN



ANTONIO A. FLETA

*Undersecretary, Department of Agriculture,
Administration and Finance*
REPRESENTATIVE

1898



ROGELIO L. SINGSON

*Secretary, Department of Public Works
and Highways*
MEMBER



ROMEO S. MOMO

*Undersecretary, Department of Public Works
and Highways*
REPRESENTATIVE



ISMAEL D. TABIJE

Private Sector
MEMBER



JOSEPHINE E. ABEJON

Corporate Board Secretary



The Executive Committee



CLARO V. MARANAN

Administrator

FELIX M. RAZO

Senior Deputy Administrator

MODESTO G. MEMBREVE

Deputy Administrator for Engineering and Operations

LORNA GRACE B. ROSARIO

Deputy Administrator for Administrative and Finance

Program Thrusts for 2014

Highlights and Salient Features of Major Items in the FY 2014 Budget of the National Irrigation Administration (NIA), Department Of Agriculture (DA):

Operations:

In the FY 2014 irrigation budget amounting to P 21.112 Billion, NIA shall focus on programs and projects to increase new areas of 41,158 ha from both construction of new irrigation projects and extension area of existing irrigation systems. In the expansion of irrigated areas in several systems, necessary improvement works also target 7,468 hectares and 5,359 hectares, for areas restored and rehabilitated, respectively. The entire program includes 95 National Irrigation Systems (NIS) and 410 Communal Irrigation Systems (CIS) for the required budget of P4.379 Billion under local funds (GOP).



Jalaur River Multipurpose Project (JRMP) 3D Model

Projects

The projects and related support in 2014 require an estimated budget of P16.732 Billion for the four (4) foreign-assisted projects (FAPs) and fifty (50) locally funded projects. The P1.71 Billion budget for projects shall be funded from loan proceeds and the remaining P15.017 Billion by GOP. The four major projects that are funded partially by foreign loans are the Participatory Irrigation Development Project by IBRD-World Bank, National Irrigation Sector Rehabilitation and Improvement Project (NISRIIP) by JICA, Jalaur River Multipurpose Project Stage II (JRMP) by KOICA, and Pasa SRIP by the KOICA-Grant. Likewise, GOP fully supports the continuing conduct of feasibility studies and detailed engineering of potential projects (P0.36 Million). Also being provided is the amount due in 2014 for the DA-NIA non-power component of San Roque Multipurpose Project payable to NAPOCOR/ Power Sector Assets and Liabilities Management (P5.080 Billion) as per MOA.

The new irrigated area will also be contributed by completion of small-scale and labor intensive projects which provide jobs to rural communities during construction and finally give decent livelihood to more farmers. There are about 232 small irrigation projects to be implemented nationwide.

Further, a budget of P269 Million in 2014 for the requirement of the program beneficiaries' development component of the Comprehensive Agrarian Reform Program for irrigation, covering communal projects and systems, is included in the overall irrigation budget under DA-NIA.

There are about 37,271 farm families to benefit the irrigation programs and projects in 2014 and 90,901 jobs as well that can be created in the implementation of the budget. In effect, the nationwide irrigation development level is estimated to increase to 57%.

Directory of Officials

NATIONAL IRRIGATION ADMINISTRATION EDSA, DILIMAN, 1100, QUEZON CITY Trunklines Connecting all Departments: 929-6071 to 79; 926-8090 to 91 and 926-3169 Website: www.nia.gov.ph			
<i>Central Office</i>			
OFFICE OF THE CORPORATE BOARD SECRETARY		Tel. Number	Office
Office of the Corporate Board Secretary	JOSEPHINE E. ABEJON	926-3398; 928-8820	3/F, Bldg. B
OFFICE OF THE INTERNAL AUDIT SERVICES			
Internal Audit Services	GREGORIO S. DUMANDAN	926-2411	2/F Bldg. B
OFFICE OF THE ADMINISTRATOR			
Office of the Administrator ¹	CLARO V. MARANAN	922-2795	2/F, Bldg. B
Corporate Planning Services	ANGELINA P. ANGELES	926-5896	2/F, Bldg. B
Legal Services	GENEVER M. DIONIO	926-2566	G/F, Bldg. B
Public Affairs & Information Staff	PILIPINA P. BERMUDEZ	921-3741	G/F, Bldg. A
OFFICE OF THE SR. DEPUTY ADMINISTRATOR			
Office of the Sr. Deputy Administrator ²	FELIX M. RAZO	928-1280	G/F, Bldg. A
OFFICE OF THE DEPUTY ADMINISTRATOR for ENGINEERING AND OPERATIONS			
Office of the Deputy Administrator ³	MODESTO G. MEMBREVE	928-9631	6/F, Bldg. A
Engineering Department	ERDOLFO B. DOMINGO	928-9311	5/F, Bldg. A
Operations Department	EFREN S. ROQUEZA	928-4130; 925-8556	2/F, Bldg. A
OFFICE OF THE DEPUTY ADMINISTRATOR for ADMINISTRATIVE AND FINANCE			
Office of the Deputy Administrator	LORNA GRACE B. ROSARIO	926-2388; 926-2165	3/F, Bldg. B
Administrative Department	VIOLETA C. ESGUERRA	922-4768; 926-3169	G/F, Bldg. A
Financial Management Department	REBECCA C. MALAZARTE	928-9245; 926-9852	3/F, Bldg. B
COMMISSION ON AUDIT			
Office of the Supervising Auditor	ELENA L. AGUSTIN	928-3113	2/F, Bldg. A
OFFICE OF THE OMBUDSMAN			
Office of the Supervising Resident Ombudsman	HELEN ACUÑA-SYKIOCO	926-8841	4/F, IEC Bldg.

¹ - Antonio S. Nangel - Administrator (September 10, 2010 to July 8, 2013)

Claro V. Maranan - Administrator (July 9, 2013 - present)

² - Claro V. Maranan - OIC, Senior Deputy Administrator (February 25, 2013-July 8, 2013)

Felix M. Razo - Senior Deputy Administrator (August 20, 2013 - present)

³ - Robert C. Suguitan - Deputy Administrator for Engineering & Operations

Modesto G. Membreve - Deputy Administrator for Engineering & Operations (September 25, 2013 - Present)

⁴ - Florentino R. David - Internal Audit Services (IAS) Acting Manager - April 2014

Directory of Officials

CORDILLERA ADMINISTRATIVE REGION			
Wangal, La Trinidad Benguet Telefax No. (074) 422-5064; e-mail: niaregioncar@yahoo.com.ph			
JOHN L. SOCALO - Regional Manager			
Office	Office Address	Tel. Number	Name of Official
Abra Sub-Office	Calaba, Bangued, Abra	(074) 752-8590 0917-553-3272	Ronald A. Bisquerra
Benguet	Wangal, La Trinidad, Benguet	(074) 422-6060 0932-876-9584	Ronilio M. Cervantes
Kalinga-Ifugao-Mt. Province IMO	Bulanao, Tabuk City, Kalinga	0908-892-7721	Raymundo B. Apil
Upper Chico River IS	Bulanao, Tabuk City, Kalinga	0928-687-3936	Carmencita A. Bustonera
Hapid IS/Ifugao Sub-Office	Banting, Lamut, Ifugao	0915-323-5881	Jone D. Dulnuan
Mt. Province Sub-Office	Upper Caluttit, Bontoc, Mt. Province	0999-498-6035	Leonardo A. Lamangen
Apayao IMO	Poblacion East, Flora Apayao	0917-867-2334	Domingo R. Onza
West Abulug Apayao IS	Poblacion East, Flora Apayao	0920-917-6172	Manuel B. Bustonera

REGION I - ILOCOS REGION			
Bayaoas, Urdaneta City, Pangasinan Telefax. No. (075) 568-2308			
RENATO P. MILLAN - Acting Regional Manager			
Office	Office Address	Tel. Number	Name of Official
Ilocos Norte IMO	San Nicolas, Ilocos Norte	(077) 676-1979	Danilo V. Gomez
Ilocos Norte RIS	San Nicolas, Ilocos Norte	(077) 676-1979	Danilo V. Gomez
Ilocos Sur IMO	Sta. Maria, Ilocos Sur	(077) 732-5572	Adriano F. Amano
Banaoang Pump Irrigation System	San Ildefonso, Ilocos Sur	(077) 732-5573	Eddie S. Alonzo
La Union IMO	Agoo, La Union	(072) 710-1708	Lelito G. Valdez, Divis
Amburayan-Masalip RIS	Sudipen, La Union	(072) 792-2059	Gaudencio M. De Vera
Pangasinan IMO	Bayaoas, Urdaneta City	(075) 568-2177	Renato P. Millan
Agno-Sinocalan-San Fabian RIS	Bayaoas, Urdaneta City	(075) 568-3681	Frida L. Nidoy
Lower Agno-Ambayao-Dipalo RIS	Rosales, Pangasinan	(075) 582-3187	Sergio P. Martinez

* Vicente R. Vicmudo - Regional Manager- February 4, 2014

Directory of Officials

MAGAT RIVER INTEGRATED IRRIGATION SYSTEM

Minante I, Cauayan City, Isabela
 Telefax No. (078) 307-0288 e-mail: niamaris_HO@yahoo.com

MARIANO G. DANCEL - Operations Manager

Office	Office Address	Tel. Number	Name of Official
Division I	Batal, Santiago City	(078) 682-7446 0917-541-1400	Eduardo P. Ramos
Division II	San Mateo, Isabela	(078) 664-2429 0929-333-3268	Pedro M. Dalawampu
Division III	San Manuel, Isabela	(078) 664-6709	William B. Oppuer
Division IV	Minante, Cauayan City	(078) 307-0276 0905-318-2415	Jose G. Soliven
Dam Reservoir Division (DRD)	Ramon, Isabela	(078) 305-0129 0906-411-3396	Florentino C. Baniqued, Jr.

REGION II - CAGAYAN VALLEY

Minante I, Cauayan City, Isabela
 Telefax No. (078) 307-1681, email: niacag02@yahoo.com.ph

VICENTE E. GALVEZ - Regional Manager

Office	Office Address	Tel. Number	
Cagayan Batanes IMO	Maddarulog, Solana, Cagayan	(078) 304-1840	Antonio C. Lara
Magapit Pump Irrigation System	Bulala, Camalaniugan, Cagayan	0917-644-5367	Ricardo M. Agustin
Lower Chico River Irrigation System	Centro, Tuao, Cagayan	(078) 304-2150	Francis C. Yu
Pinacanauan River Irrigation System	Camasi, Peñablanca, Cagayan	(078) 304-2151	
Solana Pump Irrigation System	Camasi, Peñablanca, Cagayan	(078) 304-2152	
Iguig-Alcala-Amulung PIS	Baculud, Amulung, Cagayan	0917-809-6623	
Baggao Irrigation System	San Jose, Baggao, Cagayan	0927-345-1776	Leonardo B. Villegas
Dummun River Irrigation System	Nabaccayan, Gattaran, Cagayan		Ernesto G. Collado
Zinundungan Irrigation System	Centro, Lasam, Cagayan		
East Apayao-Abulug Irrigation System	Matucay, Allacapan, Cagayan	0917-518-6638	Rolando Sorita
Banurbur Creek Irrigation System	Maddalero, Buguey, Cagayan	0927-345-1776	Ernesto G. Collado
Baua River Irrigation System	Sta. Cruz, Gonzaga, Cagayan	0927-735-8384	Felipa S. Sumer
Visitacion River Irrigation System	Sta. Cruz, Gonzaga, Cagayan		
Isabela IMO	Minante 1, Cauayan City, Isabela	(078) 307-0012	Ramon R. Fabros
Tumauini Irrigation System	Lingaling, Tumauini, Isabela	(078) 632-4078	Wilfredo U. Salvador
Mallig River Irrigation System	Centro, Mallig, Isabela	(078) 642-8878	
San Pablo-Cabagan Irrigation System	Garita, Cabagan, Isabela	(078) 353-0158	
Nueva Vizcaya IMO	Capitol, Bayombong, Nueva Vizcaya	(078) 321-2465	Francisco A. Domingsil
NV Bagabag Irrigation System	San Geronimo, Bagabag, Nueva Vizcaya	(078) 332-2953	Joseph B. Addauan
Quirino IMO	Dibol, Saguday, Quirino	(078) 692-5075	Estanislao R. Najera

* Mario H. Sande - Acting Regional Manager- January 14, 2014

* Antonio C. Lara - Acting Regional Manager- February 4, 2014



Directory of Officials

REGION III - CENTRAL LUZON Tambubong, San Rafael, Bulacan Telefax. No. (044) 766-2467			
REYNALDO D. PUNO - Regional Manager			
Bulacan-Aurora-Nueva Ecija IMO	Tambubong, San Rafael, Bulacan	(044)766-3888	Roberto E. Pascual
Nueva Ecija Sub Office	Cabanatuan City, Nueva Ecija	(044)940-1418	Roberto Ramos
Pampanga-Bataan IMO	Solib, Floridablanca, Pampanga	(045)970-0622	Angelito S. Miguel
Porac-Gumain RIS	Floridablanca, Pampanga		Beverly G. Lorenzo
Pampanga-Delta RIS	Floridablanca, Pampanga		Marcelino Manalo
Colo-Caulaman RIS	Dinalupihan, Bataan		Manolito Mendoza
Tarlac-Zambales IMO	Matatalaib, Tarlac City	(045)970-0622	Lauro E. Ballesteros
Camiling Sub Office	Malacampa, Camiling, Tarlac City	(045)934-1832	Prudencio B. Santos
Nayom-Bayto	Sta. Cruz, Zambales		Feliciano A. Gaspar
Buciao RIS	Botolan, Zambales		

UPPER PAMPANGA RIVER INTEGRATED IRRIGATION SYSTEM Maharlika Highway, Cabanatuan City Tel. No. (044) 463-1350			
JOSEPHINE B. SALAZAR - Operations Manager			
Office	Office Address	Tel. Number	Name of Official
Division I	Science City of Munoz, Nueva Ecija	(044) 456-0043	Santos B. Viernes
Division II	Poblacion Sur, Talavera, Nueva Ecija	(044) 940-5938	Joselito A. Mangunay
Division III	Cabanatuan City, Nueva Ecija	(044) 463-1346	Jose Ariel G. Domingo
Division IV	Bayanihan, Gapan City	(044) 486-0308	Carlito M. Gapasin
Division V	CLSU Compound, Science City of Munoz, N.E.	(044) 456-5963	Eugenio O. Conde Jr.
Dam Reservoir Division (DRD)	Barangay Fatima, Pantabangan, Nueva Ecija	(044) 806- 4993	Freddie M. Toquero



Directory of Officials

REGION IV A - CALABARZON			
Pila, Laguna Tel. No. (049) 559-0727; Fax No. (049) 559-0726			
ROMEO M. LOPEZ - Acting Regional Manager			
Laguna-Rizal IMO	Pila, Laguna	(049) 559-0735	Virgilio M. Yorro
Sta. Cruz-Mabacan RIS	Gatid, Sta. Cruz, Laguna		Raymundo L. Calusin
Laguna FLIS	Cabuyao, Laguna		Charlie D. Ibarrola
Sta. Maria-Mayor RIS	Mabitac, Laguna		Lermo Sanvictgores
Rizal PIO	Baras, Rizal	0919-300-9178	Armando L. Flores
Cavite-Batangas IMO	Naic, Cavite	(046) 412-0282	Nicasio C. Pagdanganan
Palico RIS	Nasugbu, Batangas	(043) 216-2546	Marivic R. Dinglasan
Quezon IMO	Lucena City	(042) 710-3470	Romeo M. Lopez
Dumacaa-Hanagdong-Lagnas RIS	Lucena City	(042) 710-3470	Antonio Rosalinda M. Elquieres
Agos RIS	Infanta, Quezon	(042) 535-2471	Reynaldo M. Crisostomo

REGION IV B - MIMAROPA			
Calapan City, Oriental Mindoro Tel. No. (043) 286-9491; Fax No. (043) 288-2038			
CONRADO V. CARDENAS, JR. -Acting Regional Manager			
Palawan IMO	Puerto Princesa City, Palawan	(048) 433-4368	Mario M. Hebreo
Malatgao/Batang-Batang RIS	Narra, Palawan	(048) 723-2274	Ramon V. Perdido
Occidental Mindoro IMO	San Jose, Occidental Mindoro	(043) 491-1479	Wilson M. Lopez
Pagbahan RIS	Sta. Cruz, Occidental Mindoro	0909-486-2070	Ciriaco V. Pastores
Caguray RIS	Magsaysay, Occidental Mindoro	0907-160-5632	Leonida E. Gimeno
Lumintao RIS	Rizal, Occidental Mindoro	0999-407-4959	Dante M. Bueno
Amnay RIS	Sablayan, Occidental Mindoro	0916-346-3557	Nilo P. Martinez
Mindoro Oriental-Marinduque-Romblon (MOMARO) IMO	Calapan City, Oriental Mindoro	(043) 286-9491 (043) 288-2038	Carlito T. Resurreccion
Baco-Bucayao RIS	Calapan City, Oriental Mindoro	(043) 286-9491 (043) 288-2038	Wilfredo A. Balauro
Pula-Bansud RIS	Pinamalayan City, Oriental Mindoro	(043) 284-3152	Lowell L. Lanzano, Sr.
Marinduque	Boac, Marinduque	(042) 311-1308	Gerardo Perez
Romblon	Odiongan, Romblon	(042) 567-5366	Jovencio V. Marcelo

Directory of Officials

REGION V - BICOL REGION Panganiban Drive, Naga City Telefax. No. (054) 473-8967			
WILLIAM P. RAGODON - Regional Manager			
Office	Office Address	Tel. Number	Name of Official
Albay - Catanduanes IMO (Interim)	Tuburan, Ligao City, Albay	(052) 485-1772 0917-556-0077	Cristeta Escobar-Mesias
South Quinale-Cabilogan-San Juan-Mahaba-Nasisi-Ogsong-Hibiga RIS			
Camarines Norte IMO (Interim)	Lag-on, Daet, Camarines Norte	(054) 440-1204 0920-928-8172	Rogelio C. King
Daet-Dalisay-Matgodon RIS			
Camarines Sur IMO (Interim)	Panganiban Drive, Naga City	(054) 811-2874 0928-301-5951	Homer E. Diokno
Cagaycay RIS	San Jose, Camarines Sur	(054) 454-2034	Siervo L. Manlagñit
Libmanan-Cabusao PIS	Libmanan, Camarines Sur	(054) 451-2217	Nestor A. Cortes
Rinconada Integrated IS	Sta. Elena, Iriga City	(054) 299-6228	Edwin G. Ramos
Tigman-Hinagyanan-Inarihan RIS	Sta. Lucia, Magarao, Camarines Sur	(054) 474-9240	Emiliano V. Panganiban
Sorsogon-Masbate IMO (Interim) & San Ramon-San Francisco RIS	Buhatan, Sorsogon City	0921-252-8833	Alan N. Fabricante

REGION VI - WESTERN VISAYAS Bgy. Tacas, Jaro, Iloilo City Tel. No. (033) 329-6596; 320-3863			
GERARDO P. CORSIGA - Regional Manager			
Iloilo-Guimaras IMO	Barangay Tacas, Jaro, Iloilo City	(033) 320-2500	Jesus L. Dato-on
Aganan-Sta. Barbara Sibalom-Tigbauan RIS	Barangay Tacas, Jaro, Iloilo City	(033) 329-4175	Melchor I. Bajande
Jalaur-Suague-Btac. Viejo RIS	Barangay Catoogan, Pototan, Iloilo	(033) 529-7619	Cristina Alebusa
Aklan-Capiz IMO	Linabuan Sur, Banga, Aklan	(036) 262-5122	Rizalo F. Concepcion
Aklan-Panakuyan-Mambusao RIS	Linabuan Sur, Banga, Aklan	(036) 262-5122	Wilson C. Rey
Antique IMO	Villavert-Jimenez, San Jose, Antique	(036) 540-8743	Randy C. Alipis
Sibalom-San Jose RIS	Villavert-Jimenez, San Jose, Antique	(036) 540-8743	Andres Bonie O. Tuala
Negros Occidental IMO	Celis Street, Bago City, Negros Occidental	(034) 461-0494	Joel A. Basiao



Directory of Officials

REGION VII - CENTRAL VISAYAS Dao District, Tagbilaran City Tel. No. (038) 501-9421; 501-9423			
ALEJANDRO L. ALBERCA - Acting Regional Manager			
Bohol-Cebu Interim IMO			Norma M. Monisit
Bohol Office	Dao District, Tagbilaran City	(038) 501-7150	Vilma I. Uayan
Cebu Office	Banilad, Cebu City	(032) 231-1608	Norma M. Monisit
Negros Oriental-Siquijor Interim IMO	Sibulan, Negros Oriental	(035) 419-8541 0916-659-1372	Nestor M. Pastor
Bohol Integrated Irrigation System (BIIS)	Dao District, Tagbilaran City	(038) 412-0973 0999-736-5143	Franklin F. Fusingan

REGION VIII - EASTERN VISAYAS Marasbaras, Tacloban City Tel. No. (053) 523-8547; Fax. No. (053) 523-6270			
ROMEO G. QUIZA - Regional Manager			
Office	Office Address	Tel. Number	Name of Official
Biliran-Leyte del Norte-Leyte del Sur IMO	Marasbaras, Tacloban City	(053) 523-9247	Pedro C. Rubio Jr.
Balire-Ibawon-Gibuga RIS	MacArthur, Leyte	0920-452-4861	Bernadita C. Fabi
Binahan-Tibak RIS	Tanauan, Leyte	(053) 322-4014	Cornelio M. Sevilla
Bito-Hindang-Hilongos-Dasay RIS	Abuyong and Hindang, Leyte	(053) 334-2492	Fermina B. Aling
Daguitan-Guinarona-Marabong RIS	Julita, Leyte	0910-800-7476	Aniceta G. Paloma
Mainit-Pongso-Bao RIS	Bonol, Alangalang, Leyte	(053) 561-3936	Santos D. Meracap Jr.
Interim Western Samar IMO	Catbalogan, Samar	(055) 543-8431	Rizalina B. Gallarde
Interim Northern Samar IMO	Catarman, Northern Samar	(055) 500-9150	Alejandro C. Culibar
Interim Eastern Samar IMO	Borongan, Eastern Samar	(055) 560-9278	Edgard M. Mercado



Directory of Officials

REGION IX - ZAMBOANGA PENINSULA 2nd and 3rd Floor Bance Building, Rizal Avenue, Balangasan District, Pagadian City Tel. No. (062) 2925-1181; Telefax No. (062) 925-1355			
DIOSDADO A. ROSALES - Acting Regional Manager			
Zamboanga del Norte-Sibugay IMO	Ipil, Zamboanga Sibugay & Dipolog City	(065) 213-5553	Carlos A. Sabado
Sibuguey Valley IS	Bayog, Zamboanga del Sur	0917-632-1281	
Zamboanga del Sur IMO	Labangan, Zamboanga del Sur	0949-795-7590	Salvio B. Retes
Labangan RIS	Bayog, Zamboanga del Sur		
Salug RIS	Molave, Zamboanga del Sur	(062)225-1722	
Dipolo RIS			
Zamboanga-Basilan-Sulu-Tawi-Tawi IMO	Governor Ramos Avenue, Zamboanga City	(062)991-1081 (062)991-9961	Benedicto Isagani O. Pulis

REGION X - NORTHERN MINDANAO Villarín St., Carmen, Cagayan de Oro City Tel. No. (08822) 726-589; (088)858-3256			
HILARION C. CEDEÑO - Acting Regional Manager			
Bukidnon IMO	Bagonta-as, Valencia City, Bukidnon	(088) 222-5549	Jimmy L. Apostol
Pulangi RIS	Valencia City, Bukidnon		
Muleta RIS	Maramag, Bukidnon		
Roxas-Kuya RIS	Maramag, Bukidnon		
Manopali RIS	Malaybalay City		
Lamisca IMO	Barra, Opol, Misamis Oriental	(088) 309-1458	Joecarnine L. Gubat
Maranding RIS	Lala, Lanao del Norte		
Balingasag RIS	Misamis Oriental		
Lanao Del Sur Interim IMO	Taraka, Lanao Del Sur	0927-464-1617	Benitez K. Derogongan
Rugnan RIS			
Malaig RIS			



Directory of Officials

REGION XI - DAVAO REGION Bolton St., Davao City Tel. No. (082) 224-0717; Fax No. (082) 221-6230			
JULIUS S. MAQUILING - Regional Manager			
Office	Office Address	Tel. Number	Name of Official
Compostela Valley IMO	Compostela, Compostela Valley Province	(084) 440-9452	Carlito A. Carrasco
Batutu RIS	Nabunutan, Compostela Valley Province		
Davao del Norte IMO	Sto. Niño, Carmen, Davao del Norte	(084) 628-6518	
Lasang RIS	Carmen, Davao Del Norte		
Libuganon RIS			
Kipaliku RIS			
Saug-Lib. Left RIS	Asuncion, Davao Del Norte		Manuel I. Rañeses
Davao del Sur IMO	Digos City, Davao Del Sur	(082) 553-7368	
Padada RIS	Hagonoy, Davao Del Sur		
Mal RIS	Matanao, Davao Del Sur		
Davao Oriental IMO	Lupon, Davao Oriental	(087) 808-0062	Jimmy J. Ceros
Lupon IS			

* John N. Celeste - Regional Manager- February 4, 2014

REGION XII - SOCCSKSARGEN Villarica, Midsayap, Cotabato Tel. No. (064) 229-8562 Fax No. (064) 229-7653 Email Address: nia_region12@yahoo.com			
MARIO H. SANDE - Acting Regional Manager			
North Cotabato IMO	Amas, Kidapawan City	(064) 278-7024	C'zar M. Sulaik
Kabacan RIS	Katiduan, Kabacan, North Cotabato	(064) 391-1368	Rory F. Avance
Libungan RIS	Villarica, Midsayap, North Cotabato	(064) 229-8921	Edna C. Bantala
Maridagao RIS	Kibenes, Camen, North Cotabato	0920-294-8518	Saleh P. Kabunto
Mlang/Malasila RIS	Buayan, Mlang, North cotabato	0912-949-5040	Flora May D. Respicio
Maguindanao-Lanao del Sur IMO	Rosales Street, Cotabato City	(064) 421-1699	Akas A. Basilan
Alip RIS	Datu Paglas, Maguindanao	0927-600-4044	Norodin S. Kalang
Kabulnan/Talayan RIS	Shariff Aguak, Maguindanao	0926-395-3585	Suharto A. Singgon
Pagalungan RIS	Rosales Street, Cotabato City	(064) 421-1699	Akas A. Basilan
South Cotabato-Sarangani IMO	Bo. 6, Koronadal City	0921-998-2909	Ramon a. Bugacia
Ala RIS	Dajay, Surallah, South Cotabato	(083) 228-5125	Julio L. Antenor
Marbel-Banga RIS	Bo. 6, Koronadal City	(083) 228-6048	Orlando A. Tibang
Siluy-Buayan RIS	Camia Street Extension, General Santos City	(083) 302-2330	Gina L. Lozano
Sultan Kudarat IMO	Isulan, Sultan Kudarat	(064) 471-0268	Ali S. Satol
Lambayong/Tacurong RIS	Kapingkong, Lambayong, Sultan Kudarat	(064) 200-4376	Cesar D. Agduma

* Ali S. Satol - Acting Regional Manager- January 14, 2014

Directory of Officials

REGION XIII - CARAGA Bancasi, Butuan City Telefax. No. (085) 342-5353			
ENCARNACION S. SORIANO - Acting Regional Manager			
Office	Office Address	Tel. Number	Name of Official
Agusan del Norte IMO	Cabadbaran City	(085) 342-1472	Madante P. Ganotisi
Cabadbaran RIS	Sanghan, Cabadbaran City		
Lower Agusan River Pump Irrigation System	NIA Caraga Region		
Agusan del Sur IMO (ADS IMO)	Rosario, Agusan del Sur	(085) 342-7379 0910-430-0623	Ferdinand D. Amon
Andanan RIS	Cagbas, Bayugan City		
Gibong RIS	Prosperidad, Agusan del Sur		
Simulao RIS	Trento, Agusan del Sur		
Baobo RIS	Veruela, Surigao del Sur		
Surigao del Sur - IMO (SDS IMO)	Tago, Surigao del Sur	(086) 211-3155 0999-9960-036	Constancio G. Banaay, Jr.
Cantilan RIS	Madrid, Surigao del Sur		
Tago RIS	Tago, Surigao del Sur		

PROJECT MANAGEMENT OFFICES			
Project Office	Office Address	Tel. Number	Name of Official
Agno River Integrated Irrigation Project (ARIIP)	Tomana East, Rosales, Pangasinan	(075) 582-7091	Reynaldo C. Mencias
Balog-Balog Multi Purpose Project (BBMP)	Matatalaib, Tarlac City	(045) 982- 0443	Vicente R. Vicmudo
Casacnan Multipurpose Irrigation and Power Project (CMIPP) Phase II	Central Luzon State University Compound, Science City of Munoz, Nueva Ecija	(044) 456-0272 (044) 456-0716	Alexander G. Coloma
Comprehensive Agrarian Reform Program - Irrigation Component (CARP-IC)	4/F IEC Bldg, National Irrigation Administration, EDSA, Diliman, Quezon City	(02) 928-8841	Helsy S. Bermudez
Help for Catubig Agricultural Advancement Project-Irrigation & Drainage Comp. (HCAAP-IDC)	Capitol Site, Brgy Dalakit, Catarman, Northern Samar	(055) 500-9150	Estelita S. Sumile
Jalaur River Multi-Purpose Project Phase II	Brgy. Tacas, Jaro, Iloilo	(033) 320-5510	Gerardo P. Corsiga
Malitubog-Maridagao Irrigation Project	Villarica, Midsayap, Cotabato	(064) 229-8843	Noldin S. Oyod
National Irrigation Sector Rehabilitation Improvement Project (NISRIIP)	4/F Bldg B, National Irrigation Administration, EDSA, Diliman Quezon City	(02) 929-6071 loc. 222	John N. Celeste
Participatory Irrigation Development Project (PIDP)	4/F IEC Bldg, National Irrigation Administration, EDSA, Diliman Quezon City	(02) 927-7270 (02)926-7502	Gene P. Ragodon
Small Reservoir Irrigation Project (SRIP)	6/F Bldg. A, National Irrigation Administration, EDSA, Diliman Quezon City	(02) 926-1601	Eleuterio C. Luz
Umayam River Irrigation Project / Sta. Josefa Pump Irrigation Project	NIA-SRIS Compound, Trento, Agusan del Sur	(085) 255-2487	Gregorio Y. Pang



Produced by the
Public Affairs and Information Staff
National Irrigation Administration
EDSA, Diliman, Quezon City
www.nia.gov.ph