



National Irrigation Administration

Moving towards Corporate Viability...

Annual Report
2012



irrigation development
rice self-sufficient country
polishments
everyone
support services

National Irrigation Administration



"A day with the farmers."
 Plaridel, Bulacan
 Public Affairs and Information Staff 2012



Annual Report 2012

National Irrigation Administration

Overview

The National Irrigation Administration (NIA) is a government-owned and controlled corporation primarily responsible for irrigation development and management. It was created under Republic Act (RA) 3601 on 22 June 1963. Its charter was amended by Presidential Decree (PD) 552 on 11 September 1974 and PD 1702 on 17 July 1980. Both increased the capitalization and broadened the authority of the Agency.

It was transferred to the Office of the President pursuant to Executive Order No. 22, dated 14 September 1992. Then, it was attached to the Department of Agriculture (DA) under Administrative Order No. 17, dated 14 October 1992.

Vision

Nationwide existence of efficient irrigation systems -

- that are environmentally sound and socially acceptable
- located in strategic agricultural areas
- capably managed by viable and dynamic Irrigators Associations;
- profitably producing good quality rice and diversified crops;
- progressively improving the welfare of the farm families, the rural communities;
- and sustainably supporting the Food Production Program of the Government

And NIA -

- transformed into a financially independent organization
- that operates at its full potential
- with its employees enjoying compensation and benefits comparable with other service-oriented government corporations
- attaining its prominence as a leader in irrigation management in the Asian region
- and attaining excellence as a well-managed government corporation

Mission

Development and management of water resources for irrigation and provision of necessary services on a sustainable basis consistent with the agricultural development program of the government.

Objectives

- to develop and rehabilitate irrigation systems in support of the national food production program
- to provide adequate level of irrigation service on a sustainable basis in partnership with the farmers
- to provide technical assistance to institutions in the development of water resources for irrigation
- to support economic and social growth in the rural areas through irrigation development and management
- to improve and sustain the operation of the Agency as a corporation and service-oriented agency.



2012 Major Irrigation Projects



A. FOREIGN-ASSISTED PROJECTS

1.	Agno River Integrated Irrigation Project	Pangasinan, Region 1
2.	Chico River Pump Irrigation Project	Cagayan, Region 2
3.	Ilaguen Multi-Purpose Project	Isabela, Region 2
4.	Tumauini Reservoir Project	Isabela, Region 2
5.	Pasa Small Reservoir Irrigation Project	Isabela, Region 2
6.	Casencan Multipurpose Irrigation Project - IC, Phase II	Nueva Ecija & Tarlac, Region 3
7.	Jalaur River Multipurpose Project Stage II	Iloilo, Region 6
8.	Help for Catubig Agricultural Advancement Project	Northern Samar, Region 8
9.	Kulaman Small Reservoir Irrigation Project, KOICA Grant	Bukidnon, Region 10
10.	Saug River Multipurpose Project, Phase I	Davao del Norte, Region 11
11.	Malitubog-Maridagao Irrigation Project, Phase II	Cotabato and Maguindanao, Region 12
12.	Kabulan II Multipurpose Irrigation and Power Project	Maguindanao, Region 12
13.	Irrigation Systems Operation Efficiency Improvement Project	Region 6 & 11
14.	Participatory Irrigation Development Project, Phase I	Nationwide
15.	National Irrigation Sector Rehabilitation and Improvement Project	Nationwide

B. LOCALLY FUNDED-PROJECTS

1.	Marimay Small Reservoir Irrigation Project	Apayao, CAR
2.	West Apayao Abulug Irrigation System Extension Project	Apayao, CAR
3.	Alfonso Lista Pump Irrigation Project	Ifugao, CAR
4.	Upper Chico River Irrigation System Extension Project	Kalinga, CAR
5.	Upper Butigue Small Reservoir Irrigation Project	Mt. Province, CAR
6.	Barbar Small Reservoir Irrigation Project	Ilocos Sur, Region 1
7.	Sulvec Small Reservoir Irrigation Project	Ilocos Norte, Region 1
8.	Gaco Irrigation Project	Ilocos Sur, Region 1
9.	Madongan RIS Rehabilitation Project	Ilocos Norte, Region 1
10.	Bacnotan Irrigation Project	La Union, Region 1
11.	Ambayao River Irrigation System Extension Project	Pangasinan, Region 1
12.	Dipalo River Irrigation System Rehabilitation Project	Pangasinan, Region 1
13.	Lower Agno River Irrigation System Improvement Project	Pangasinan, Region 1
14.	Mabini Agricultural Development Project (Alabamas IP)	Pangasinan, Region 1
15.	Colocol Integrated Irrigation Project	Nueva Viscaya, Region 2
16.	Baggao River Irrigation System Extn. Project (Tabuan Area)	Cagayan, Region 2
17.	Dibuluan Irrigation Project	Isabela, Region 2
18.	Itbayat Integrated SSIS Extension Project	Batanes, Region 2
19.	Magapit Pump Irrigation System Extension Project	Cagayan, Region 2
20.	Dabubu Irrigation Project	Isabela, Region 2
21.	Dinapigue SSIP	Isabela, Region 2



22.	Casecan Irrigation Project, Phase II	Nueva Ecija, Region 3
23.	Bacolor Irrigation Project	Pampanga, Region 3
24.	Improvement of SIPPAMA Pump Irrigation Project	San Luis, Pampanga, Region 3
25.	Improvement of TEOBACU-IA Irrigation Canal Facilities	San Luis, Pampanga, Region 3
26.	Upper Tabuating Reservoir Irrigation Project	Nueva Ecija (UPRIIS), Region 3
27.	Balbalungao Small Reservoir Irrigation Project	Nueva Ecija (UPRIIS), Region 3
28.	Quipot Irrigation Project	Quezon, Region 4-A
29.	Ibato-Iraan Small Reservoir Irrigation Project	Palawan, Region 4-B
30.	Bongabong Reservoir Irrigation Project	Mindoro Oriental, Region 4-B
31.	Sibagat Small Reservoir Irrigation Project	Camarines Sur, Region 5
32.	Ibingan Small Reservoir Irrigation Project	Sorsogon, Region 5
33.	Barotac Viejo Small Reservoir Irrigation Project	Iloilo, Region 6
34.	Hilabangan RIP	Negros Occidental, Region 6
35.	Magballo-Balicotoc-Canlapay Integrated System Extension Project	Negros Occidental, Region 6
36.	Mabini-Cayacay Small Reservoir Irrigation Project	Bohol, Region 7
37.	Modification of Malinao Dam	Bohol, Region 7
38.	Dauin Irrigation System Extension Project	Negros Oriental, Region 7
39.	Talibon Small Reservoir Irrigation Project	Bohol, Region 7
40.	Bayongan-Capayas Integrated Systems Improvement Project	Bohol, Region 7
41.	Malinao Irrigation System Improvement Project	Bohol, Region 7
42.	Hibulangan Small Reservoir Irrigation Project	Northern Leyte, Region 8
43.	Sta. Rita Small Reservoir Irrigation Project	Western Samar, Region 8
44.	Samar Island Irrigation Development Project	Samar, Region 8
45.	Bugko Irrigation Project	Northern Samar, Region 8
46.	Bantayan Irrigation Project	Northern Samar, Region 8
47.	Oras Irrigation Project	Eastern Samar, Region 8
48.	Calbiga Irrigation Project	Western Samar, Region 8
49.	Titay Small Reservoir Irrigation Project	Zamboanga Norte, Region 9
50.	Salug River Irrigation System Extension Project	Zamboanga Sur, Region 9
51.	Sindangan Irrigation System Extension Project	Zamboanga Norte, Region 9
52.	Lower Sibuguey I River Irrigation System Extension Project	Zamboanga Sibugay, Region 9
53.	Lower Sibuguey II River Irrigation Project	Zamboanga Sibugay, Region 9
54.	Upper Sibuguey River Irrigation System Extension Project	Zamboanga Sibugay, Region 9
55.	Tandubas Irrigation Project (Mainland)	Tawi-Tawi, Region 9
56.	Parangan Irrigation Project	Tawi-Tawi, Region 9
57.	Talakag Irrigation Project	Bukidnon, Region 10
58.	Tangub Small Reservoir Irrigation Project	Misamis Occidental, Region 10
59.	Nala Irrigation Project	Bukidnon, Region 10
60.	Dagumbaan Irrigation Project	Bukidnon, Region 10
61.	Baliangao Irrigation Project	Misamis Occidental, Region 10



62.	Malaig River Irrigation Project	Lanao del Sur, Region 10
63.	Ditsaan-Ramain River Irrigation Project	Lanao del Sur, Region 10
64.	Rugnan Irrigation System Improvement Project	Lanao del Sur, Region 10
65.	Karigongan Irrigation Project	Lanao del Sur, Region 10
66.	Asbang Small Reservoir Irrigation Project	Davao del Sur, Region 11
67.	Buayan-Tinagakan River Irrigation System Improvement Project	General Santos City, Region 12
68.	Libungan River Irrigation System Extension Project	Cotabato, Region 12
69.	ALA River Irrigation System/Surallah Extension Project	South Cotabato, Region 12
70.	Lambayong RIS Restoration Project	Sultan Kudarat, Region 12
71.	Kitcharao Small Reservoir Irrigation Project	Agusan del Norte, Region 13
72.	Umayam River Irrigation Project	Agusan del Sur, Region 13
73.	Lake Mainit IADP (Mainit)	Surigao del Norte, Region 13
74.	Lower Agusan Irrigation System Improvement Project	Agusan del Norte, Region 13
75.	MAP Irrigation Project	Agusan del Norte, Region 13
76.	Cabadbaran River Irrigation System Improvement Project	Agusan del Norte, Region 13
77.	Baobo Irrigation System Improvement Project	Agusan del Sur, Region 13
78.	Tago River Irrigation System Improvement Project	Surigao del Sur, Region 13
79.	Bislig City Integrated Development Project - Irrigation Component	Surigao del Sur, Region 13
80.	Gibong Right & Left Banks Irrigation System Improvement Project	Agusan del Sur, Region 13
81.	Cantilan Irrigation System Improvement Project	Surigao del Sur, Region 13
82.	Irrigated Rice Production Enhancement Project	Region 6, 8 & 10
83.	Repair, Operation & Maintenance of NIS PIS (ROMNISPIIS)	Nationwide
84.	Payment of Right-of-Way & Unpaid Claims and Damages of Completed Project	Nationwide
85.	Irrigation Management Transfer Support Services (IMTSS)	Nationwide
86.	Feasibility Study and Detailed Engineering of Various Projects	Nationwide
87.	Small Irrigation Projects (SIP)	Nationwide
88.	Repair/Establishment of Groundwater Pump Irrigation Projects	Nationwide
89.	National/Communal Irrigation System Extension Projects	Nationwide
90.	Restoration/Rehabilitation of Existing Irrigation Systems	Nationwide

Table of Contents

Administrator's Report	4
Engineering and Operations	5
Project Development	
Foreign-Assisted Projects	5
Locally-Funded Projects	8
Carry-over Projects	8
Inter-Agency Projects	8
Status of Irrigation Development	10
Operations and Maintenance	
National Irrigation Systems	11
Communal Irrigation Systems	12
Institutional Development Program	13
Equipment Management	13
Administrative Services	
Rationalization Plan	14
HR Management and Development	16
Procurement and Property	17
Housing for Employees	17
Energy Conservation	18
Financial Management	
Consolidated Income Statement	19
Consolidated Balance Sheet	20
Statement of Cash Flows	21
Balance Sheet	22
Internal Audit Services	23
Legal Services	24
Public Affairs and Information Staff	25
Program Thrusts for 2013	26
Board of Directors	27
Executive Committee	28
Directory of Officials	29



Administrator's Report

NIA pursued the implementation of 121 irrigation projects: 15 foreign-assisted, 105 locally-funded (including continuing activities and carry-over projects) and inter-agency projects. Forty are located in Luzon, twenty-one in Visayas, forty-two in Mindanao and nineteen with sub-projects in selected provinces nationwide.

Other activities for the year are the repair, rehabilitation and restoration of areas of national and communal systems, organization and development of irrigators' associations and feasibility studies and packaging of potential projects.

As of December 31, 2012, the agency accomplished 55% of the targeted area of 100,994 ha for generation or 55,500 ha and 67% of 68,738 ha for restoration or 45,950 ha and 184% of 112,370 ha for rehabilitation or 206,897 ha. These included targets and accomplishments of CY 2011 Carry-over Programs.

Irrigation Development Program for the year involved a funding requirement of P29.46 B, broken down into: P24.45 B approved regular CY 2012 budget per RA 10155; P1.58 B from other sources; P2.09 B carry-over funds; and, P1.34 B inter-agency funds. Total available allotment was P27.80 B with cash and non-cash support of P19.92 B or 72% of the available allotment. Obligations incurred amounted to P24.22 B.

The Agency now manages 217 NIS nationwide with a total service area of 793,638 ha. The total irrigated area was 1,265,561 ha broken down into 569,622 ha during the dry season (November 2011 to April 2012), 574,383 ha during the wet season (May 2012 to October 2012) and 121,556 ha for the third crop (QTA and ratooning). Based on the service area, irrigation cropping intensity attained was 159%.

There are about 9,651 Communal Irrigation Systems (CIS) being monitored and assisted by NIA with the service area of 556,237.77 hectares and 417,719 farmer beneficiaries.




ANTONIO S. NANGEL
Administrator



Engineering and Operations

Project Development and Implementation

A. Foreign-Assisted Projects

The agency continued the implementation of fifteen ongoing foreign-assisted projects. For CY 2012, a total of P4.13 B was programmed for these projects. This amount is 17% of the total approved irrigation budget of P24.45 B for CY 2012.

At the end of the year, total allotment released for these projects was P3.44 B. Obligations incurred amounted to P2.89 B.

Moreover, carry-over funds of P1.38 B which were unobligated from previous years' allocation are being utilized and obligations incurred amounted to P1.03 B.

Hence, total available allotment amounted to P4.83 B. Total obligations incurred amounted to P3.90 B.

A lump sum amount of P19.38 B cash/non-cash was received to support the allotment releases for both foreign-assisted and locally-funded projects. This amount represents 73% of the total allotment of P26.48 B released to NIA.

Under CY 2012 Program, physical targets for these projects were the generation of 8,270 ha of new areas and restoration of 8,347 ha in existing irrigation systems. These targets represented 10% of 83,720 ha and 15% of 53,870 ha total target area of the agency for generation and restoration for CY 2012, respectively. Moreover, under its carry-over program, 965 ha and 4,428 ha were also targeted for new area generation and restoration, respectively.

As of December 31, 2012, these projects generated 7,220 ha new areas or 87% of its target for CY 2012 and 406 ha or 42%

of its target for carry-over program. Also, these projects restored 171 ha or 2% of its target for restoration for CY 2012 and rehabilitated 4,031 ha for CY 2012 and 3,472 ha for carry-over program.

- Agno River Integrated Irrigation Project (ARIIP)

ARIIP located in Pangasinan envisions to provide a year round irrigation to 34,450 hectares benefiting 28,207 farm families and offering 8,873 (man-year) jobs. China-Export-Import Bank's Preferential Buyer's Credit has funded this project with a loan amounting to US\$89.154 million. The program is expected to help in the economic development of the area by generating agricultural activities and contributing 228,025 tons of milled rice to the country's annual production and exporting agricultural goods. It will also stimulate economic activity through the creation of employment opportunities and expanded farm activities, thereby enhancing the farmer's crop income and living condition. This will help in developing farm-to-market roads, irrigation facilities and comprehensive institutional development programs. The project is also seen to help increase taxes and business permits particularly on agricultural inputs, machineries and products and may help in increasing tourism potential in the area.

The main components of this project are: the construction of new diversion which will serve as re-regulating pond for the peak releases of San Roque Power Corporation (SRPC) for regulation purposes; the rehabilitation and construction of irrigation and drainage facilities of Agno River Irrigation System (ARIS) with a service area of 26,850 hectares and the Ambayaoan Dipalo River Irrigation System (ADRIIS) with a service area of 7,600 hectares.



Agno River Integrated Irrigation Project (ARIIP) Re-regulating Pond



Engineering and Operations

Summary of Financial Status

CATEGORY	CY 2012 PROGRAM AND CARRY-OVER FUNDS			
	Approved Program/ Unobligated Balance/ Allotment/ Realignment	Releases (January to December 31, 2012)		
		Total Available Allotment	Cash/ Non-Cash Support	Obligation
NIA PROJECTS				
Foreign-Assisted Projects	5,509,936	4,827,856	-	3,900,695
Locally Funded Projects	20,818,276	19,854,275	-	18,139,877
Carry-Over Projects	210,929	210,929	-	210,929
Other Sources	1,578,689	1,583,324	-	1,578,825
Lump Sum	-	-	19,377,538	-
Total for NIA PROJECTS	28,117,830	26,476,384	19,377,538	23,830,326
INTER-AGENCY PROJECTS	1,343,456	1,326,716	537,602	387,956
Total for IRRIGATION	29,461,286	27,803,100	19,915,140	24,218,282

Note: Unaudited Financial Status as of December 31, 2012

Summary of Physical Status

Key Indicator	TARGET			ACTUAL		
	CY 2012	Carry-Over	Total	CY 2012	Carry-Over	Total
New Area (ha)	83,720	17,274	100,994	43,602	11,898	55,500
Res Area (ha)	53,870	14,868	68,738	35,265	10,685	45,950
Rehab Area (ha)	91,151	21,219	112,370	92,990	113,907	206,897



RIM Corsiga presents the miniature of JRMP II to Senator Drilon.

• Jalaur River Multi-Purpose Project Stage II


Considered to be the first large scale reservoir dam outside Luzon, this P11.21 billion project located in the Province of Iloilo features the construction of three dams: the Jalaur reservoir, Afterbay dam and Alibunan catch dam. Of the P11.21 billion, P2.26 billion will be the Philippine government's counterpart, and P8.95 billion will be funded through the Official Development Assistance (ODA) loan.

The main goal of this project is to increase agricultural productivity and sustain the region's self-sufficiency. This structure will provide year-round irrigation for increased production to the 22,340 hectares of the five existing irrigation systems and 9,500 hectares of currently rainfed areas. This project also includes building a 6.6-megawatt hydro-electric power plant, of which two units of 3.3-mg-per-hour turbine will be installed at

the Jalaur dam site. Aside from enhancing the supply of quality and potable water, the project will boost the power supply in selected areas of the province. This project also aims to realize other intangible benefits including flood mitigation and promotion of eco-tourism in selected dam/reservoir areas.

The construction of this massive structure will generate employment for 17,000 workers during construction, equivalent to P1.3 billion in basic wages per year. Irrigated lands will increase while upgrading the economic condition and living standards of the project-affected families and stakeholders. A total of twenty five municipalities in the province of Iloilo will benefit from this project.

The second phase of the project is on its initial stage of implementation.





- **Help for Catubig Agricultural Advancement Project (HCAAP)**

The Japan Bank for International Cooperation (JBIC) funded this major infrastructure and multi-component project in Catubig, Northern Samar under loan No. PH-221 for 5.21 billion yen effective January 23, 2002. It aims to alleviate poverty by raising income levels of farmers, generate employment opportunities and improve social infrastructures and services. Once completed, it is expected to help in increasing rice production to 40,500 tons per year. With the help of a commendable irrigation system, it will generate 4,500 hectares of service area and benefit 1,613 farmers. Two major components of this project are: irrigation and non-irrigation. Irrigation comprises the construction of 3 diversion works, 77km main canals, 67 km lateral canals for irrigation, and 144 km operation and maintenance roads. Non-irrigation deals with on-farm facilities, demo farms, land development, schistosomiasis control, construction of 77km drainage canals and communal toilets and foot bridges.

- **National Irrigation Sector Rehabilitation and Improvement Project (NIS RIP)**

NIS RIP is a nationwide project funded by Japan International Cooperation Agency (JICA) under Loan No. PH-254 amounting to 6.187 billion yen. The program is aimed at rehabilitating 11 sub-projects with 35,670 hectares and will benefit 22,563 families.

Its main objective is to stabilize food supply in the country by increasing rice productivity, establishing operation and maintenance system through rehabilitation of irrigation facilities, strengthening IAs, and provision of agricultural support to 11 National Irrigation systems across the Philippines. Rehabilitation works include: diversion dams, main canals, laterals, drainage canals, canal structures, drainage structures, on-farm structures and service roads. It also involves the construction

of IA offices for the 154 IAs in the 11 sub-projects. Forty-five of these will be provided with support facilities.

The 11 NIS RIP projects are located in the following provinces: Ilocos Norte (in Madongan and Solsona), Pangasinan (San Fabian RIS), Pampanga (Porac-Gumain RIS), Quezon (Dumacaa RIS), Palawan (Malatgao RIS), Iloilo (Sta. Barbara RIS), Bukidnon (Muleta RIS), Davao del Sur (Mal RIS), Sultan Kudarat (Lambayong RIS) and Agusan del Sur (Simulao RIS).

At present, the Preparation of Technical Evaluation Report for the Proposals of Consultants is now in progress.

- **Pasa Small Reservoir Irrigation Project**

PASA SRIP was originally a locally funded project under SRIP, however, this was chosen by Korea International Cooperation Agency (KOICA) of the Republic of South Korea last CY 2010 for a grant project. The National Economic and Development Authority (NEDA) Technical Board and Cabinet Committee confirmed the project last November 22 and 23, 2012, respectively.

This project includes the construction of embankment dam with the height and length of 36.7 m & 194 m, respectively, construction of irrigation facilities and drainages to serve 980 hectares, construction of multi-purpose access road, 500 hectares of reforestation and construction of farm ditches. The total estimated project cost for PASA SRIP is P1.029 billion. It will benefit 685 farmers in five barangays namely: Pasa, Minabang, Morado, Sta. Victoria and Fuyo.

KOICA will undertake the construction of impounding dam and irrigation facilities, construction of multi-purpose access road, 500 hectares reforestation, and construction of farm ditches. The Philippine government will undertake the pre-construction activities such as right of way negotiations and acquisitions, construction of access road, institutional development program and other matters related to the project.



B. Locally-funded Projects

There are 56 Locally Funded Projects, implemented for CY 2012, monitored and supervised by Engineering Department. Of the Php7.305M 2012 approved budget allocation Php 3.853M or 52% is programmed for these projects. These projects had generated a total of 4,785 ha new areas out of the 10,098 ha target. Likewise programmed for rehabilitation and restoration is 250 ha & 2,787 ha respectively. Rehabilitated ha recorded a 4,728 ha surpassing the target area while, restored area is only 1,326 ha out of the targeted 1490 ha.

Most of these locally funded Projects are categorized as small reservoir irrigation projects.

C. Carry-over Projects

Other than the projects implemented by NIA under the CY 2012 Program, twenty-one carry-over projects from CY 2011 Program were also pursued. Fifteen are locally-funded projects and six are funded from other sources. Total available allotment for these projects amounted to P1.794 B: P1.789 B from unobligated balances of previous year's allocation for these projects and P5.710 M allotment releases in CY 2012 for: PDAF under CRRNENIAIS, PPP-SSF and PHILCCAP in CY 2012; and releases made in CY 2012 for carry-over funds from CY 2011 Program.

These projects generated 8,054 ha or 69% of the 11,640 ha target for new areas, restored 9,553 ha or 112% of the 8,515 ha; and, rehabilitated 107,485 ha or 547% of the 19,655 ha in existing systems.

D. Inter-Agency Projects

1. Ongoing Projects

In addition to the regular program, the agency continued the implementation of inter-agency projects:

a. Comprehensive Agrarian Reform Program – Irrigation Component (CARP- IC) Phase III funded under DAR's Agrarian Reform Fund

CARP-IC Phase III, with an aggregate cost of P8.5 B, started in 1999 and will be completed in 2014. The project will improve/construct existing CIS and new CIP to irrigate 34,428 ha when fully operational.



BASAK DAM, Compostela Valley

For CY 2012, the project targeted 892 ha of new area and 873 ha for rehabilitation in 77 CIS/CIP.

Correspondingly, accomplishments as of the end of the year were the generation of 264 ha of new areas and rehabilitation of 983 ha.

During the period under review, twenty-four (24) CIP/CIS implemented under CARP Phase III were completed benefiting 3,995 farmer- beneficiaries.

Allocation for the year amounted to P282 M (P254 M from CY 2012 Program and P28 M from carry-over fund balances). As of end of the year, total available allotment amounted to P265 M with corresponding cash support of P221 M was received. Obligation incurred amounted to P259 M.

b. Agrarian Reform Infrastructure Support Project III (ARISP III) partly funded under JBIC loan.

The ARISP III was funded under the 27th Yen Package of the Government of Japan through the Japan Bank for International Cooperation. The Projects' Loan Agreement was signed on December 18, 2007 and took effect on April 15, 2008. It is an expansion of ARISP I & II which covered 229 Agrarian Reform Communities (ARC). This project aims to develop 129 ARC in 14 regions and 54 provinces.

NIA, as one of the cooperating agencies, together with the Local Government Units (LGU), is responsible for the irrigation development of the areas covered by the project. It is tasked to undertake the project preparation, planning, design, construction/rehabilitation of 111 CIP/CIS and provision of on-farm facilities and access roads.

Upon completion of the project, some 21,845 hectares farm lands will be generated/rehabilitated/restored to benefit around 18,031 farmer- beneficiaries.

For CY 2012, ARISP III generated 779 ha or 47% of the CY 2012 target of 1,658 ha and rehabilitated 671 ha or 40% of its 1,698 ha target.

As of December 31, 2012, the overall accomplishments of ARISP III were as follows: generated area of 1,085 and rehabilitated 1,070 ha. Overall project status is 60%.

As of the end of the year, total available allotment amounted to Php 1.061 B (Php 356 M from CY 2012 Program and Php 705 M from carry-over fund balances) with corresponding cash support of Pphp 316 M was received. Obligation incurred amounted to Php129 M.



Engineering and Operations

I. Project Preparation Activities

The agency pursued various project preparation activities. Allocation for this year's activities was P335.79 M (P250 M from CY 2012 program, and P85.79 M from carry-over fund balances) and obligation incurred was P335.79 M. The activities included:



Activities	Number of Projects			
	Completed	On-going	Deferred/OnHold	Total
1. Pre-feasibility study/project identification	2	10		12
2. Feasibility Study	1	15		16
3. Detailed Design		6	1	7
4. Assistance to LGU and other projects:				
a. Packaging of projects for implementation and economic evaluation	15	12		27
b. Land and Water Resources		11	1	12
c. Pre-feasibility Study (Hydrological Aspect)		7		10
d. Review of FS/DE (Hydrology)	10	5	3	6
e. Geological Studies / Investigation	1	22	1	32
f. Survey and Mapping		12		13
5. Watershed Assessment and Management Planning of Proposed National Irrigation Projects	2	10		12



MARIIS D-IV Survey Works



II. Status of Irrigation Development

As of December 31, 2012, the total service area developed was 1,733,645.50 ha or 55.45% of the estimated potential irrigable area of 3,126,340 ha. Of this area, 107,115.15 ha of areas were converted to land use other than agricultural and others are permanently non-restorable. Hence, firm-up service areas (FUSA) now totaled 1,626,510.35 ha.

The FUSA is categorized as follows: 722,583.15 ha under the national irrigation systems (NIS); 534,402.74 ha in communal irrigation systems (CIS); 200,017.50 ha in private irrigation systems (PIS); and 169,506.97 ha in OGA-assisted irrigation systems. The remaining potential area to be developed is 1,392,694.50 ha. The estimated potential irrigable area are those primarily devoted to rice and corn and up to 3% slope.



TALIBON DAM, Region 7

STATUS OF IRRIGATION DEVELOPMENT as of December 31, 2012										
Region	Estimated Total Irrigable Area a/	Service Area b/							Irrigation Develop- ment (%)	Remaining Potential Area to be Developed
		Firmed-Up Service Area					Converted & Permanently Non- Restorable Area	Total Service Area		
		National Irrigation System	Communal Irrigation System	Private Irrigation System	OGA- Assisted Irrigation System	TOTAL				
CAR	99,650	13,615	43,278	27,821	1,717	86,431	2,325	88,756	89.07	10,894
1	277,180	45,833	52,172	21,552	49,285	168,842	15,758	184,600	66.60	92,580
2	472,640	146,102	47,412	49,773	24,693	267,980	15,861	283,840	60.05	188,800
3	498,860	190,842	58,951	7,882	24,081	281,757	18,024	299,781	60.09	199,079
4A	97,710	21,066	17,314	6,544	2,606	47,530	10,871	58,401	59.77	39,309
4B	149,250	18,938	30,231	14,225	4,815	68,208	10,531	78,740	52.76	70,510
5	239,660	23,050	62,531	26,282	12,264	124,127	223	124,350	51.89	115,310
6	197,250	46,753	27,905	18,395	15,856	108,909	7,433	116,342	58.98	80,908
7	50,740	10,855	22,653	3,940	1,466	38,914	4,514	43,428	85.59	7,312
8	84,380	20,649	33,200	6,716	3,497	64,062	299	64,361	76.27	20,019
9	76,080	14,024	19,801	1,765	3,509	39,099	1,128	40,227	52.87	35,853
10	120,700	25,653	24,156	6,247	3,779	59,835	7,068	66,903	55.43	53,797
11	149,610	35,086	22,669	1,636	2,837	62,228	2,297	64,525	43.13	85,085
12	293,610	60,564	31,991	3,700	11,031	107,286	7,171	114,458	38.98	179,152
ARMM	156,720	23,234	16,783	90	295	40,402	515	40,917	26.11	115,803
13	162,300	26,318	23,356	3,470	7,776	60,920	3,098	64,018	39.44	98,282
TOTAL	3,126,340	722,583	534,403	200,038	169,507	1,626,530	107,115	1,733,645	55.45	1,392,695

Note: Per inventory conducted
Area in Hectares

Engineering and Operations

I. National Irrigation Systems (NIS)

NIA operates and maintains 217 NIS nationwide with a total service area of 793,638 ha.

The programmed area for irrigation this crop year is 1,300,545 ha. As of the end of December 2012, irrigated area was 569,622 ha during the dry season (November 2011 to April 2012), 574,383 ha during the wet season (May 2012 to October 2012) and 121,556 ha for the third crop or a total of 1,265,561 ha which is 97% of the programmed area. The irrigated cropping intensity attained was 159 percent.

REGION	NO. OF NIS	SERVICE AREA (at the beginning of the year)	FIRM-UP SERVICE AREA	IRRIGATED AREA (ha)									IRRIGATED CROPPING INTENSITY (%)	
				WET SEASON			DRY SEASON			THIRD CROP				
				PRO-GRAM	ACTU-AL	%	PRO-GRAM	ACTU-AL	%	PRO-GRAM	ACTU-AL	%	SERVICE AREA	FIRM-UP SERVICE AREA
CAR	3	24,915	22,327	16,110	15,966	99.11	15,765	15,892	100.81	3,195	3,110	97.34	140	157
1	25	57,892	43,694	39,730	33,614	84.61	33,444	30,217	90.35	845	905	107.1	112	148
2	17	52,849	51,564	39,649	36,411	91.83	37,886	41,055	108.36	-	-	-	147	150
MARIIS	4	97,668	84,978	82,280	79,815	97	82,257	79,433	96.57	-	20,705	-	184	212
3	18	79,630	70,648	48,556	45,262	93.22	49,127	46,533	94.72	11,531	6,087	52.79	123	139
UPRIIS	5	119,016	114,703	107,092	107,885	100.74	111,789	110,741	99.06	59,011	41,993	71.16	219	227
4A	36	28,342	21,054	16,507	14,685	88.96	14,289	13,962	97.71	1,023	1,139	111.34	105	141
4B	12	27,677	18,938	15,588	15,600	100.08	14,289	13,818	96.7	-	-	-	106	155
5	18	22,933	22,930	17,820	17,485	98.12	17,594	17,314	98.41	5,305	7,327	138.11	184	184
6	12	53,444	46,752	40,520	40,275	99.4	36,450	33,786	92.69	14,764	13,877	93.99	165	188
7	4	10,040	9,855	8,305	8,305	100	7,890	7,269	92.13	1,475	1,431	97.02	169	173
8	17	20,059	20,059	16,935	16,803	99.22	16,917	16,759	99.07	4,150	5,905	142.29	197	197
9	4	15,162	14,664	13,416	11,920	88.85	11,691	11,691	100	4,441	4,241	95.5	184	190
10	6	30,196	25,997	19,936	18,903	94.82	19,886	18,911	95.1	2,550	1,922	75.37	132	153
10(ARMM)	2	3,915	4,650	2,000	981	49.05	1,700	780	45.88	-	-	-	45	38
11	9	37,284	35,007	30,456	30,610	100.51	30,554	30,448	99.65	-	2,498	-	170	182
12	13	70,417	65,143	52,929	51,130	96.6	52,038	51,795	99.53	9,819	10,416	106.08	161	174
12(ARMM)	4	13,605	13,488	11,796	9,900	83.93	11,349	10,183	89.73	-	-	-	148	149
13	8	28,594	26,338	19,028	18,833	98.98	18,868	19,035	100.89	-	-	-	132	144
TOTAL	217	793,638	712,789	598,653	574,383	95.95	583,783	569,622	97.57	118,109	121,556	102.92	159	178

Dry Season - November 2011 to April 2012

Wet Season - May 2012 to October 2012

Some parts of Regions have inverted cropping season

Breakdown of areas are based on NIA Regionalization/Responsibility Centers.



South Quinala Rubber Dam
Oas, Albay



Engineering and Operations

II. Communal Irrigation Systems (CIS)

Communal Irrigation Systems are generally the small-scale schemes constructed by the government with the participation of farmer-beneficiaries through their Irrigators Associations. This year, NIA maintained and operated a total of 9,651 communal irrigation systems.

For CY 2012, the NIA reached 98% or 345,136 hectares of its target irrigated area of 351,790 during the wet season and 98% or 316,395 hectares during dry season. NIA irrigated a total of 16,425 during the third cropping or 96% of its target. This year, the CIS crop intensity is 127%.



REGION	NO. OF CIS	SERVICE AREA (at the beginning of the year)	FIRM-UP SERVICE AREA	IRRIGATED AREA (ha)									IRRIGATED CROPPING INTENSITY (%)	
				WET SEASON			DRY SEASON			THIRD CROP				
				PRO-GRAM	ACTU-AL	%	PRO-GRAM	ACTU-AL	%	PRO-GRAM	ACTU-AL	%	SERVICE AREA	FIRM-UP SERVICE AREA
CAR	1,592	44,391	43,278	32,115	35,356	110	32,041	33,208	104	6,251	5,733	92	167	172
1	707	54,473	52,172	32,196	28,474	88	19,418	18,619	96	177	177	100	87	91
2*	1,672	47,777	47,412	44,223	44,223	100	43,858	43,858	100	-	-	-	184	186
3	369	63,207	58,951	53,727	51,338	96	44,134	44,168	100	1,880	1,880	100	154	165
4A	339	19,278	17,314	11,674	11,531	99	9,415	10,035	107	462	462	100	114	127
4B	247	32,023	30,231	12,391	17,047	138	15,143	15,921	105	-	-	-	103	109
5*	2,215	62,751	62,531	26,850	26,075	97	25,934	25,797	99	5,036	2,692	53	87	87
6	688	28,578	27,905	14,139	13,277	94	12,151	11,945	98	700	1,858	265	95	97
7	371	26,400	22,653	18,695	18,670	100	17,742	17,711	100	825	425	52	139	162
8	415	33,499	33,200	21,809	19,929	91	21,966	18,232	83	-	-	-	114	115
9	184	20,461	19,801	17,145	16,017	93	16,462	15,457	94	1,387	484	35	156	161
10	214	25,652	24,156	14,033	12,544	89	13,843	12,406	90	1,500	1,316	88	102	109
11	118	22,679	22,669	12,731	13,192	104	12,928	13,104	101	-	-	-	116	116
12	218	34,191	31,991	23,034	23,402	102	22,336	22,765	102	1,840	1,398	76	139	149
ARMM	169	16,800	16,783	6,885	4,244	75	5,570	3,984	84	-	-	-	49	49
13	133	24,078	23,356	10,143	9,816	97	9,439	9,185	97	-	-	-	79	81
Total	9,651	556,238	534,403	351,790	345,136	98	322,380	316,395	98	20,058	16,425	96	122	127

III. Institutional Development Program

The organization and development of farmer-beneficiaries were continuously undertaken nationwide to facilitate implementation of irrigation development and management. Trainings were conducted to increase the capabilities of farmer-beneficiaries.

A. Irrigation Management Transfer Support Services (IMTSS)

For CY 2012, under the IMTSS, NIA pursued the organization and development of farmer-beneficiaries.

Other activities were also performed such as: IMT contracting, conduct of trainings/workshops for IA and others.

For 2012, there were 146 IA organized/re-organized covering 20,803 ha in NIS with 14,003 farmer-beneficiaries; 1,398 IA strengthened in 327,503 ha with 268,504 farmer-beneficiaries; and 173 IA registered with SEC.



IV. Equipment Management

The agency satisfactorily maintained in operating condition 181 units of equipment or 3.5% of the 5,119 units. This is composed of 12 heavy equipment, 100 light equipment, 61 other equipment and 8 special equipment. There are 2,666 units that are under Category A2 or operating intermittently and less reliable equipment and 770 units under Category A3 or non-operable equipment needing repair.

The 12 units of heavy equipment that are in good condition are used to support project construction, repair and rehabilitation of existing NIS, and O&M of NIS.

As of end of the year, 1,502 units are recommended for disposal. The sale through public auction of unserviceable equipment was pursued to reduce further unnecessary operating expenditures and deterioration.

Status of Institutional Development Program

as of December 31, 2012

PARTICULARS	NIS	CIS	TOTAL
1. IA ORGANIZED			
- Number	2,833	4,363	7,196
- Area	617,681	470,553	1,088,234
- Farmer-Beneficiaries	554,288	375,610	929,898
- Members	484,329	365,923	850,252
2. IA REGISTERED			
- Number	2,541	3,637	6,178
- Area	625,914	391,025	1,016,939
- Members	438,682	310,318	749,000
3. IA O & M CONTRACTING			
* Stage Contracts			
- Number	60	-	60
- Area	15,202	-	15,202
- Members	13,541	-	13,541
* Type Contracts			
- Number	438	-	438
- Area	94,071	-	94,071
- Members	65,260	-	65,260
* JSM Contracts			
- Number	20	-	20
- Area	4,265	-	4,265
- Members	5,918	-	5,918
* IMT Contracts			
- Number	1,849	-	1,849
- Area	446,663	-	446,663
- Members	343,136	-	343,136
4. CIS TURNOVER			
- Number	-	3,575	3,575
- Area	-	341,905	341,905
- Members	-	284,817	284,817
5. Trainings, Workshops, Conferences CY 2012			
* IAs/IA Federations' Participants			58,959
* NIA Staff Participants			5,449
6. IA ASSISTANCE/SUPPORT SERVICES (CY 2012)			
* Farmer-Beneficiaries			17,705

Note: Items 1-4 are overall accomplishment (cumulative)
Items 5-6 are accomplishment for CY 2012 only



Administrative Services

I. Rationalization Plan

The year 2012 marks the last year of NIA Rationalization Plan's 5-Year Phased Implementation. The Plan finds its legal bases on the issuance of Executive Order (EO) No. 366 "Directing a Strategic Review of the Operations and Organizations of the Executive Branch and Providing Options and Incentives for Government Employees Who May Be Affected by the Rationalization of the Functions and Agencies of the Rationalization Plan of the National Irrigation Administration and the Availment of the Separation Incentive Package under Executive Order No. 366."

In view of the increase in salaries of government employees, His Excellency, Benigno S. Aquino III finds the "need to improve the basis for the computation of EO No. 366 incentives in recognition

of the services of personnel affected by the RP." Thus, EO No. 77 s. 2012 was issued. Section 1 of said EO provides the Revised Guidelines in the Computation of Incentives such that it shall be computed using the affected personnel's actual monthly salary as of 31 December 2011.

With this development, a re-computation of the Incentive Pay has been prepared for Y1 to Y4 retirees with the actual salary as of date of retirement as basis.

As of December 31, 2012, a total of 2,211 personnel (1,269 for Y1, 216 for Y2, 223 for Y3, 46 for Y4 and 457 for Y5) were retired/separated from the service.



Administrative Services

Personnel Inventory as of December 31, 2012

RESPONSIBILITY CENTER	MONTHLY				DAILY			TOTAL
	Authorized	Filled	Vacant	CTI	For Placement	COB-Charged	Project-Charged	
Central Office	392	334	58	34	15	140	0	523
Region 1	231	145	86	0	0	3	38	186
CAR	136	102	34	0	0	0	59	161
Region 2	274	259	15	27	0	16	132	434
MRIIS	431	381	50	78	0	48	7	514
Region 3	235	214	21	87	0	9	43	353
UPRIIS	474	401	73	51	0	5	37	494
Region 4A	139	128	11	32	3	14	12	189
Region4B**	100	91	9	14	1	15	5	126
Region 5	123	88	35	0	0	11	111	210
Region 6	207	201	6	0	0	3	157	361
Region 7	51	44	7	0	0	2	136	182
Region 8	178	104	74	5	0	34	222	365
Region 9	96	95	1	11	0	0	16	122
Region 10	128	123	5	25	0	5	0	153
Region 11	174	168	6	11	0	0	88	267
Region 12	309	286	23	29	0	6	0	321
Region 13	141	125	16	25	0	0	169	319
TOTAL	3819	3289	530	429	19	311	1232	5280

** - as of June 2012

SUMMARY	
I. NIA-PROPER	5,280
II. NIA-PROJECTS	
A. CO-Based Projects/ PMOs/PCOs	288
B. NIA-Foreign Assisted and Locally Funded Projects	999
GRAND TOTAL	6,567

A. CO-Based Projects / PMOsPCOs	MONTHLY	DAILY	COS/JO	TOTAL
CARP- Central Office	30	21	0	51
CARP- Field Offices	174	0	0	174
Comprehensive Agrarian Reform Project - Irrigation Component (CARP-IC)*	204	21	0	225
Participatory Irrigation Development Project (PIDP-PMO)	13	7	0	20
Small River Irrigation Project (SRIP-PMO)	8	35	0	43
TOTAL	225	63	0	288

B. NIA-FOREIGN ASSISTED & LOCALLY FUNDED PROJECTS	MONTHLY	DAILY	COS/JO	TOTAL
Agno River Integrated Irrigation Project (ARIIP)	106	199	9	314
Balog-Balog Multi-Purpose Project (BBMPP)	15	152	0	167
Casencan Multi-Purpose Irrigation Power Project (CMIP)	8	9	47	64
Jalaur River Multi-Purpose Project (JRMP)*	0	190	200	390
Malitbog-Maridagao Irrigation Project (MMIP)	8	9	47	64
TOTAL	137	559	303	999



II. Human Resources Management and Development

A. Capability Development Programs

NIA seeks to further develop and enhance the capability skills of its workforce by providing trainings/seminars that will lead them to carry-out their duties well. The following courses were designed/implemented by the Human Resources Division of the Administrative Department to achieve said goal:

Seminar/Workshop	Date	Aim/Highlights
Course on Systematic Evaluation and Utilization of Training Results	January 11-13, 2012	to produce a framework and impact training evaluation plan, indicators and tools for data gathering tabulation and analysis, interpretation and reporting.
Supervisory Development Courses (SDC)	February 6 -9, 2012	a learning program for first-line supervisors consisting of seven modules categorized into three tracks. It is specially designed and developed to enhance managerial and supervisory skills and capabilities of the target participants.
Orientation on CSC-SPMS	July 20, 2012	to institutionalize meritocracy and excellence in Human Resource Management.
Orientations on NIA MSP (revised 2012)	August 1, 2012 October 22 - 26, 2012	to gain a deeper appreciation and understanding of the merit selection process, criteria and standards, gain heightened awareness on their application and acquire full knowledge regarding promotion and protection of the merit and career principles of a professional civil service.
Seminar-Workshop on Design of Irrigation Projects Program 1 : Feasibility Study Program 2 : Design of Irrigation and Drainage Canal and Canal Structures Program 3 : Design of Diversion Works	September 16-30 and October 7-21, 2012 November 4-18 and November 25-December 9, 2012 2013	to develop/enhance the knowledge and skills of the present personnel complement of the Engineering Department where the feasibility study for irrigation project is lodged.
Corporate Orientation/Reorientation and Enrichment Seminar (CORES)	a) October 8-10, 2012 b) October 17-19, 2012 c) November 14-16, 2012.	to equip employees with essentially relevant information for the effective performance of the duties and responsibilities attached to the position.

B. Overseas Training / Scholarship Grants

The support of international seminar and training course continuously pour to NIA. Seven (7) employees were invited/accepted by the different providers to enable exchange of technologies and best practices among the host and delegates from other parts of the world, viz:

Name/Position/Office	Course Title	Sponsor	Date
Robert C. Suguitan Acting Deputy Administrator for Engineering and Operation Reynaldo D. Puno Acting Regional Manager, Region 3	Seminar on Disaster Management of Damaged Irrigation and Water Facilities for Agriculture	JICA	January 11-12, 2012
Dexter G. Patrocinio Acting Manager, Operations Department	APEC Workshop on Food Security APEC International Conference on Natural Resources and Infrastructure Management or Agriculture	Ministry of Agriculture, Forestry and Fisheries of Japan Ministry of Agriculture and Cooperatives, Government of Thailand	January 17-19, 2012 August 6-8, 2012
Wilfredo C. Papaya Principal Engineer A, Region 5	Training Course on Improved Operation and Management for Agricultural and Rural Infrastructure	JICA	February 19 to April 21, 2012
Aissa A. Danganan Senior Engineer A, Central Office	Training Course on Agricultural Infrastructure Improvement in Upland Crop Framing Areas	JICA	May 14 to August 3, 2012
Ernesto L. Mapoy Jr. Supervising Engineer A, Central Office	Training Course on Disaster Mangement of Damage Irrigation and Water Management Facilities for Agriculture	JICA	November 28 to December 8, 2012

Administrative Services

III. Procurement and Property

a. Procurement & Physical Assets Management

RA 9184 provides that no procurement shall be undertaken without the approved Annual Procurement Plan (APP). The Project Procurement Management Plans (PPMP) are submitted to the Financial Management Department (FMD) from the Regional/Project Offices and Central Office. The FMD validates inclusion of projects against budget and thereafter forwarded to the Procurement Section, PPD, Administrative Department for the consolidation into APP. Furthermore, as per Memorandum Circular No. 20, series of 2012, Revised Delegated Authorities to NIA Officials, the approving official for the APP is the NIA Board of Directors.

The provisions of RA 9184 in the procurement of goods and services, civil works and consulting services were observed and were implemented in accordance with the approved Annual Procurement Plan and Supplemental Annual Procurement Plan of NIA nationwide for CY 2012.

Annual Procurement Plan CY 2012

Central Office	1,988,815,266.41
Regional Offices	18,318,579,959.88
Project Offices	1,727,129,069.59
Total Amount	22,034,524,295.88

Supplemental Annual Procurement Plan CY 2012

Central Office	43,380,654.94
Regional Offices	6,221,789,231.29
Project Offices	1,507,454,146.71
Total Amount	7,772,624,032.94

Procurement of civil works, goods and services of Central Office, amounting to P 30,043,124.50 through Public Bidding, Small Value Procurement and Shopping above P 150,000.00 were processed and conducted by the Bids and Awards Committee (BAC) - B.

The Annual Inventory Report of NIA-Central Office Assets (COB and Project Fund) is amounting to P17,337,203,933.78 for CY 2012, to wit:

FUND 501	17,247,364,448.19
FUND 101	24,497,425.92
FUND 102	59,006,790.05
FUND 158	6,335,269.62
Total Amount	17,337,203,933.78

Property disposal is the third and last phase in the supply management cycle. Disposal occurs when a piece of equipment or property can no longer provide service or, though still working, has been rendered useless due to obsolescence. The heads of various government departments/agencies have been authorized to dispose of such equipment and property, and a uniform procedure of disposal of government property is prescribed. For CY-2012, NIA was able to generate an income of P4,842,309.99 from the sale of disposable/unserviceable equipment thru Public Auction.



b. Housing for Employees

The NIA Real Property and Housing Management Committee has identified lots potential for conversion into NIA Housing Projects. One hundred seven (107) qualified NIA employees have benefited from the NIA Housing Projects in two (2) different regions.

As per Board Resolution No. 7480-08, s. 2008

Location: Region XII, Suralla, South Cotabato

Lot Area: 9,560 sq.m.

No. of Beneficiaries: 57 qualified NIA employees

As per Board Resolution No. 7724-12, s. 2012

Location: Region IV-A, San Antonio, Pila, Laguna

Lot Area: 7,657 sq.m.

No. of Beneficiaries: 50 qualified NIA employees

NIA Top Management vows to provide decent housing facilities to its employees nationwide. The efforts of the NIA Real Property and Housing Management Committee in converting potential lots into NIA Housing facilities has been a significant stride to address the needs of employees for decent housing nationwide.



Energy Conservation

The NIA has attained reduction in electricity and fuel by 26.41% and 17.28%, respectively translated into a total savings of P6,655,418.17 broken down as follows:

I. Electric Consumption

NIA was able to reduce electric consumption by 26.41% or 553,516 KWHR equivalent to P 6,217,872.93 savings compared to the reference consumption set by Malacañang as benchmark:

MONTH	REFERENCE CONSUMPTION (JAN-JUNE 2004 AVE) (1_/_)	2012 ACTUAL CONSUMPTION		2012 SAVINGS (EXCESS)			% SAVINGS/ (EXCESS)
		KWHR	COST	KWHR	COST	KWHR	
JANUARY	174,623	92,607	1,040,713	82,016	921,691.85	46.97%	
FEBRUARY	174,623	135,589	1,475,718	38,724	420,501.28	22.18%	
MARCH	174,623	134,002	1,399,641	40,621	424,283.35	23.26%	
APRIL	174,623	123,997	1,407,115	60,626	574,502.64	28.99%	
MAY	174,623	147,824	1,584,179	26,799	287,195.67	15.35%	
JUNE	174,623	164,728	1,834,720	9,895	110,209.28	5.67%	
JULY	174,623	118,425	1,461,637	56,198	693,612.63	32.18%	
AUGUST	174,623	114,054	1,459,238	60,569	774,936.31	34.69%	
SEPTEMBER	174,623	123,518	1,327,084	51,105	549,074.85	29.27%	
OCTOBER	174,623	125,122	1,371,145	49,501	542,454.95	28.35%	
NOVEMBER	174,623	120,488	1,377,359	54,135	618,844.44	31.00%	
DECEMBER	174,623	141,296	1,582,922	33,327	373,358.35	19.09%	
TOTAL	2,095,476	1,541,960	17,321,471	553,516	6,217,872.93	26.41%	

Note: 1_/_ - Per Malacañang Memorandum dated 18 November 2005 re: Benchmark Figures for Power and Fuel Consumption

II. Fuel Consumption

Similarly, as a result of the implementation of energy conservation program on fuel, NIA was able to substantially reduce the fuel consumption by 17.28% or 10,472.60 liters equivalent to P 437,545.24 compared to the reference consumption set by Malacañang as benchmark:

MONTH	REFERENCE CONSUMPTION (LITERS) (JAN-JUNE 2005 AVE) (1_/_)	2012 ACTUAL CONSUMPTION (LITERS)	2012 SAVINGS		% SAVINGS
			LITERS	PESOS	
JANUARY	5,050.05	4,279.00	771.05	32,214.47	15.27%
FEBRUARY	5,050.05	4,250.00	800.05	33,426.09	15.84%
MARCH	5,050.05	4,863.00	187.05	7,814.95	3.70%
APRIL	5,050.05	4,375.00	675.05	28,203.59	13.37%
MAY	5,050.05	4,996.00	54.05	2,258.21	1.07%
JUNE	5,050.05	4,618.00	432.05	18,051.05	8.56%
JULY	5,050.05	4,387.00	663.05	27,702.23	13.13%
AUGUST	5,050.05	4,213.00	837.05	34,971.95	16.58%
SEPTEMBER	5,050.05	4,241.00	809.05	33,802.11	16.02%
OCTOBER	5,050.05	4,687.00	363.05	15,168.23	7.19%
NOVEMBER	5,050.05	1,966.00	3,084.05	128,851.61	61.07%
DECEMBER	5,050.05	3,253.00	1,797.05	75,080.75	35.58%
TOTAL	60,600.60	50,128.00	10,472.60	437,545.24	17.28%

Note: 1_/_ - Per Malacañang Memorandum dated 18 November 2005 re: Benchmark Figures for Power and Fuel Consumption

Financial Management

Consolidated Income Statement Corporate Fund 501- Regular & NDC As of December 31, 2012

**Unaudited*

	2012	2011	INCREASE/ (DECREASE)
REVENUES			
Operating Income			
Irrigation Service Fees	1,445,575,655.60	1,198,993,062.80	246,582,592.80
Less: 10% Discount on ISF	94,880,040.88	76,569,834.57	18,310,206.31
Loss on Sale of Palay	231,137.66	19,435,223.84	(19,204,086.18)
Net Irrigation Service Fees	1,350,464,477.06	1,102,988,004.39	247,476,472.67
Rent Income	162,174,298.30	112,941,135.66	49,233,162.64
Fines and Penalties-Service Income	20,234,928.02	16,846,068.16	3,388,859.86
Management Fees	1,018,319,946.66	766,256,691.82	252,063,254.84
CIP/CIS/RIS Amortization and Equity	324,909,491.96	177,219,112.46	147,690,379.50
Pump Amortization & Equity	14,195,631.07	11,447,296.11	2,748,334.96
Water Delivery Fee	480,857,157.90	313,134,270.22	167,722,887.68
Energy Delivery Fee	-	59,795,998.20	(59,795,998.20)
Total	3,371,155,930.97	2,560,628,577.02	810,527,353.95
Non-Operating Income			
Interest	38,503,691.29	29,243,849.87	9,259,841.42
Subsidy Income from LGUs	-	3,250.00	(3,250.00)
Income from Grants and Donations	-	7,719.75	(7,719.75)
Miscellaneous Income	143,666,508.34	101,857,783.64	41,808,724.70
Other Fines and Penalties	154,352.51	110,829.37	43,523.14
Total	182,324,552.14	131,223,432.63	51,101,119.51
TOTAL REVENUES	3,553,480,483.11	2,691,852,009.65	861,628,473.46
Less Expenses:			
Personal Services	1,685,012,628.05	1,256,584,496.56	428,428,131.49
MOOE	919,264,863.21	564,043,830.94	355,221,032.27
TOTAL EXPENSES	2,604,277,491.26	1,820,628,327.50	783,649,163.76
INCOME/(LOSS) FROM OPERATION	949,202,991.85	871,223,682.15	77,979,309.70
Add/Deduct Other Income/Expenses:			
Gain (Loss) on Foreign Exchange	(2,139,756.32)		(2,139,756.32)
Gain on Sale of Disposed Assets	1,637,000.00	163,930.00	1,473,070.00
TOTAL OTHER INCOME/EXPENSES	(502,756.32)	163,930.00	(666,686.32)
NET OPERATING INCOME/(LOSS) BEFORE NON-CASH EXPENSES	948,700,235.53	871,387,612.15	77,312,623.38
Less Non-Cash Expenses:			
Bad Debts	69,745,328.35	139,890,630.28	(70,145,301.93)
Depreciation	1,020,916,704.30	946,360,967.20	74,555,737.10
Total Non-Cash Expenses	1,090,662,032.65	1,086,251,597.48	4,410,435.17
NET INCOME/(LOSS)	(141,961,797.12)	(214,863,985.33)	72,902,188.21

Certified Correct:

Noted By:

(Sgd.) **NOEMI V. VILLANUEVA**
Acting Manager, Accounting Division

(Sgd.) **REBECCA C. MALAZARTE**
Acting Manager, Financial Management
Department



Annual Report 2012

Financial Management

Consolidated Balance Sheet Corporate Fund - Regular & NDC As of December 31, 2012 (with Comparative Figures for 2011)

*Unaudited

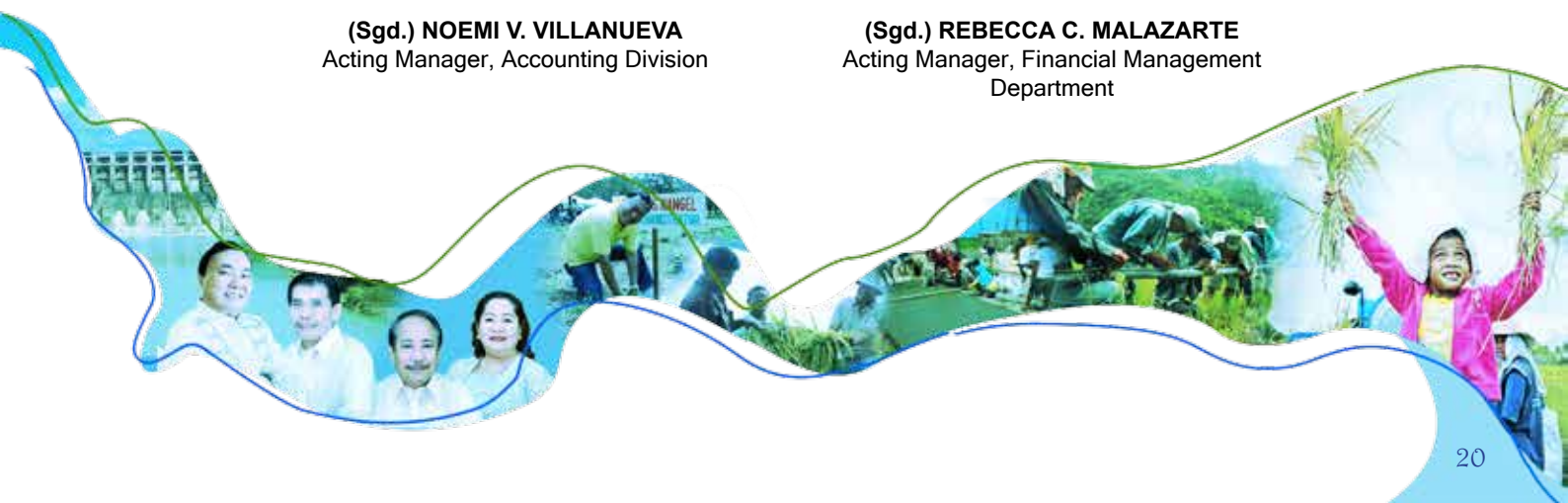
	2012	2011	INCREASE/ (DECREASE)
ASSETS			
CURRENT ASSETS			
Cash	2,163,804,055.29	783,860,376.92	1,379,943,678.37
Receivables (net)	32,044,394,998.62	31,129,537,751.25	914,857,247.37
Inventories	109,107,022.99	116,647,567.31	(7,540,544.32)
Pre-payments	99,851,923.57	60,518,619.73	39,333,303.84
Other current Assets	(205,759,007.26)	(212,531,066.17)	6,772,058.91
Total Current Assets	34,211,398,993.21	31,878,033,249.04	2,333,365,744.17
NON CURRENT ASSETS			
Long Term Investments	11,224,500.00	11,224,500.00	-
Property, Plant and Equipment	24,157,341,390.72	24,537,895,734.88	(380,554,344.16)
Other Assets	521,953,426.97	600,778,935.17	(78,825,508.20)
Total Non-Current Assets	24,690,519,317.69	25,149,899,170.05	(459,379,852.36)
TOTAL ASSETS	58,901,918,310.90	57,027,932,419.09	1,873,985,891.81
LIABILITIES			
CURRENT LIABILITIES			
Payable Accounts	509,450,538.44	172,356,880.12	337,093,658.32
Inter/Interagency Payable	14,271,217,237.63	14,088,895,552.27	182,321,685.36
Other Liabilities Accounts	1,335,293,556.16	1,178,909,190.15	156,384,366.01
Total Current Liabilities	16,115,961,332.23	15,440,161,622.54	675,799,709.69
NON CURRENT LIABILITIES			
Loans Payable - Domestic/Foreign	11,506,340,533.96	11,506,340,533.96	-
Deferred Credit	17,801,141,052.45	17,120,665,063.10	680,475,989.35
Total Non Current Liabilities	29,307,481,586.41	28,627,005,597.06	680,475,989.35
TOTAL LIABILITIES	45,423,442,918.64	44,067,167,219.60	1,356,275,699.04
EQUITY			
Government Equity	19,271,401,491.75	18,040,452,161.89	1,230,949,329.86
Capital Stock	5,559,191,864.58	5,559,191,864.58	-
Retained Earnings	(11,352,117,964.07)	(10,638,878,826.98)	(713,239,137.10)
Total Equity	13,478,475,392.26	12,960,765,199.50	517,710,192.76
TOTAL LIABILITIES AND EQUITY	58,901,918,310.90	57,027,932,419.09	1,873,985,891.81

Certified Correct:

Noted By:

(Sgd.) NOEMI V. VILLANUEVA
Acting Manager, Accounting Division

(Sgd.) REBECCA C. MALAZARTE
Acting Manager, Financial Management
Department



Financial Management

Consolidated Statement of Cash Flows Corporate Fund 501 - Regular & NDC As of December 31, 2012

*Unaudited

Cash Flows from Operating Activities	
Cash Inflows	
Cash received from irrigation users, other NIA customers	2,812,752,975.77
Receipt of Subsidy from the National Government	2,309,880,589.77
Cash Received from other Government Owned and/or Controlled Corporations(GOCCs)	6,665,353.77
Receipt of subsidy from LGUs/NGAs	74,484,378.76
Receipt of Management Fee	2,609,451.16
Refund of Cash Advances and Disallowances	32,208,611.37
Interest on Deposits	18,194,968.83
Trust Deposits	59,842,416.69
Prior Period Errors/Adjustments	14,517,299.84
Collection of Other Receivables	18,353,532.57
Fund transfer to other funds	178,938,330.90
Other Payables	64,532,086.05
Total Cash Inflows	5,592,979,995.48
Cash Outflows	
Cash paid to suppliers, employees and others	2,012,286,984.34
Repair/rehabilitation of Existing Irrigation Facilities	595,575.21
Remittances to BIR, GSIS, Pag-ibig, Philhealth	312,940,273.15
Cash Advances granted to Officers and Employees	97,926,419.52
Due to Officers and Employees	152,812,839.11
Advances /Payment to National Government Agencies	47,100,179.85
Inter-Agency /Intra -Agency Transfers	290,300,378.20
Advances to GOCCs	881,615.02
Advances to LGUs	2,588,312.92
Payment of Guaranty Deposits Payable	14,572,566.70
Payment to Other Goccs	4,853,154.09
Payment of Other Payables	299,950,918.45
Payment of Accounts Payable	202,460,514.97
Refund of Performance/Bidders' Bond	5,337,279.00
Advance Payment to Contractors	40,639,167.50
Fund transfer to other funds	64,499,663.62
Adjustment	18,011,730.91
Bank Charges	3,041.50
Total Cash Outflows	3,567,760,614.06
Total Cash Provided (Used) by Operating Activities	2,025,219,381.42
Cash Flows from Investing Activities	
Cash Inflows	
Bond Maturity	-
Disposal of property and equipment	9,400.00
Total Cash Inflows	31,465
Cash Outflows	
Purchase of Property & Equipment, It Equipment and Software	168,916,483.21
Construction in Progress	342,468,334.51
Office Buildings	23,900,285.41
Dividends	-
Total Cash Outflows	535,285,103.13
Total Cash Provided By Investing Activities	(535,275,703.13)
Cash Flows from Financing Activities	
Proceeds of Loan from National Development Company	-
Payment of Interest on Loan	110,000,000.00
Payment of Penalty	-
Payment of Loan	-
Net Cash Provided By Financing Activities	(110,000,000.00)
Cash Provided by Operating, Investing and Financing Activities	1,379,943,678.29
Effect of Exchange Rate Changes on Cash	-
Cash and Cash Equivalents-Beginning	783,860,377.00
Cash and Cash Equivalents, Ending	2,163,804,055.29

Certified Correct:

Noted By:

(Sgd.) **NOEMI V. VILLANUEVA**
Acting Manager, Accounting Division

(Sgd.) **REBECCA C. MALAZARTE**
Acting Manager, Financial Management
Department



Annual Report 2012

Financial Management

Consolidated Balance Sheet Corporate Fund 501 - Regular & NDC As of December 31, 2012

**Unaudited*

ASSETS		
CURRENT ASSETS		
Cash	2,163,804,055.29	
Receivables (net)	32,044,394,998.62	
Inventories	109,107,022.99	
Pre-payments	99,851,923.57	
Other current Assets	(205,759,007.26)	
Total Current Assets		34,211,398,993.21
NON CURRENT ASSETS		
Long Term Investments	11,224,500.00	
Property, Plant and Equipment	24,157,341,390.72	
Other Assets	521,953,426.97	
Total Non-Current Assets		24,690,519,317.69
TOTAL ASSETS		58,901,918,310.90
LIABILITIES		
CURRENT LIABILITIES		
Payable Accounts	509,450,538.44	
Inter/Interagency Payable	14,271,217,237.63	
Other Liabilities Accounts	1,335,293,556.16	
Total Current Liabilities		16,115,961,332.23
NON CURRENT LIABILITIES		
Loans Payable - Domestic/Foreign	11,506,340,533.96	
Deferred Credit	17,801,141,052.45	
Total Non Current Liabilities		29,307,481,586.41
TOTAL LIABILITIES		45,423,442,918.64
EQUITY		
Government Equity	19,271,401,491.75	
Capital Stock	5,559,191,864.58	
Retained Earnings	(11,352,117,964.07)	
Total Equity		13,478,475,392.26
TOTAL LIABILITIES AND EQUITY		58,901,918,310.90

Certified Correct:

(Sgd.) **NOEMI V. VILLANUEVA**
Acting Manager, Accounting Division

Noted By:

(Sgd.) **REBECCA C. MALAZARTE**
Acting Manager, Financial Management
Department



Internal Audit Services

Organization and Management Audit Division

A continuing organization audit in all Regions is being conducted by the Organization and Management Audit Division (OMAD) to ascertain the status of Rationalization Plan implementation and the degree of compliance to existing guidelines and other administrative issuances. For the year, OMAD conducted an organization audit in Regions 3, 8 and 11 and had determined the problems that affected the RPlan implementation in the operation and management of the Regional and Field Offices.

Relative to Rationalization Plan implementation, the following were undertaken:

1. Reviewed organization proposals submitted by the different organizational units in 15 Regional Offices and 2 Integrated Irrigation Systems based on proposed position standards for all regions; and requests for creation/demerging of Irrigation Management Offices.
2. Validated and reconciled the final Lists of CTIs for Y2-Y5 vis-à-vis Bar Coded as required by DBM.
3. Reviewed status of actual number of CTI (Year 1-5) that availed the incentive package under EO 366 and prepared the equivalent financial requirement as a prerequisite in the released of funds by DBM for Year 1 and World Bank-PIDP for Year 2 to Year 5, to wit:

Year	No. of CTI	Amount (Php)
1	1,304	433,382,618
2	215	65,975,317
3	217	66,816,415
4	149	51,853,449
5	624	189,368,350
Total	2,509	807,396,149

4. Verified the List of CTIs under Y2-Y5 that have been placed or have submitted a waiver of forfeiture of their eligibility to Incentive Pay provided under EO 366 and EO 718.
5. Determined additional funding requirement for affected personnel under Y1-Y5 based on EO 77.
6. The OMAD reviewed, evaluated and prepared the Organization Plan for the following foreign-assisted/locally-funded projects approved by the NIA Board of Directors and endorsed to DBM for approval:
 - Casecnan Multi-Purpose & Power Project - Phased II
 - Jalaur River Multipurpose Project - Stage II (JRMP-II)
 - National Irrigation Sector Rehabilitation and Improvement Project (NISRIIP)

7. Evaluated and processed requests for: extension of daily positions charged to COB/COB Subsidy and projects in all Regions; extension of monthly and daily positions under foreign-assisted and locally-funded projects; and authority to fill vacant monthly positions.
8. Reviewed, prepared and updated memoranda, circulars, other issuances and official documents, and various communications referred by top management and other officials for appropriate action.
9. Maintained close coordination with DBM on matters related to organization and management.

Financial and Operations Audit Division

Financial and Operations Audit is an evaluation of the outcome, output, process and input to determine whether NIA's operations, programs and projects are effective, efficient, ethical and economical including compliance with laws, circulars, regulations, managerial policies, accountability measures and contractual obligations. In pursuing the mandate of the Internal Audit Services and to evaluate whether or not performance targets and expected results were achieved, systems review on financial and operations was conducted.

I. Financial Audit

Review of internal control systems on financial concerns was conducted in Regions 1, 3, 7, 8, 10, MARIIS Division II and UPRIS. Two special audits were also done in Region 3.

IAS highly emphasized that field offices should strictly observe MC 28 series 1986 to avoid recurrence of delays and splitting in the remittance of ISF collections.

II. Operations Audit

Performance assessment and follow-up activities were conducted in Regions 1, 4A, 4B, 6, 7, 8, CAR, MARIIS (Div.-I to V & DRD), MARIIS Div.-II and UPRIS giving emphasis on areas for rehabilitation, restoration and generation.

Field offices were advised to be prudent in the prioritization of works to be programmed to attain targeted accomplishment.

The recommendations and action plan, which is subject for approval of the Board Audit Committee, will serve as an effective tool for management decision making, review/amendment of some policies congruent to the implementation of RPlan, ensure and determine compliance to Government Laws and Regulations in succeeding projects/ programs to be undertaken by the Agency.

The Audit Committee Chairman had already issued memorandum to the Regional Irrigation Managers and Operations Managers to ensure compliance on above-mentioned recommendations.



The Department represented the Agency in ninety four (94) various Civil Cases where NIA is a party thereto in coordination with the Office of the Solicitor General (OSG) and the Office of the Government Corporate Counsel (OGCC). This also includes other cases filed before the administrative bodies such as Commission on Audit (COA), National Commission on Indigenous People (NCIP) and Local/Central Board of Assessments Appeals (LBAA/CBAA).

Likewise, the Department reviewed and processed fifteen (15) civil works contracts; two (2) supplies contracts; seven (7) contracts for consultancy services; twenty seven (27) right-of-way/damages claims; sixty eight (68) Memorandum of Agreements/Understanding; and twenty six (26) Lease of Agreements/Service Contract referred from different offices of the Agency.

Furthermore, the Department actively participated in the attempt of the Agency to intensify its efforts in collecting Irrigation Service Fees (ISF) through the Retainership Program. In the year 2012, the Department processed nine (9) Retainership Contracts and seven (7) Deputation Authority out of which one (1) Retainership Contract and seven (7) Deputation Authority were approved by the Office of the Solicitor General (OSG)/ Office of the Government Corporate Counsel (OGCC). Moreover, the Department issued one (1) letter to vacate and (107) demand letters to delinquent farmers of NIA-Region 8 and 11 in which total amount of Php 500,964.31 has been collected.

Finally, the Legal Services acted upon miscellaneous matters referred to its office, among these are sixty seven (67) legal opinions and three hundred fifty nine (359) administrative matters (reviewed/assisted) directly forwarded by NIA offices nationwide.

Summary of Accomplishments

Right of Way	27
Retainership	10
Processed	9
Approved	1
Deputation	14
Processed	7
Approved	7
Lease Agreement / Service Contract	26
MOA / MOU	68
Legal Opinion	67
Administrative Matters (Review / Assistance)	359
Number of Cases	94
Contract For Civil Works	15
Contract For Supply	2
Contract For Consultancy Services	7
Demand Letters	108
Issued	107
Vacate	1
Collected	



Public Affairs & Information Staff

The PAIS facilitates information dissemination of NIA's plans, programs and accomplishments using various media of communications.

Public Relations and Publicity

- Closely coordinated with Department of Agriculture and other government agencies on plans and programs.
- Participated in Tree Planting Activity as part of National Greening Program of the government.
- Facilitated Administrator's visit to Regional /Project Offices, field inspections and farmers meeting.
- Acted appropriate action on news releases
- Assisted and attended to walk-in individuals and phone call inquiries.
- Participated in Inter-Agency programs
- Prepared messages and other communications for the Administrator and other concerned as needed.

Publication

1. NIA Digest - 40-page news magazine
2. NIA Currents - 16-page newsletter
3. Annual Report - 40-page consolidated accomplishment report
4. NIA Primer - Briefing material
5. Patubigan Komiks
6. 2012 Poster Calendar

Published and Distributed:

1. 5,000 copies of NIA Digest
2. 4,500 copies of NIA Currents
3. 1,500 copies of Annual Report
4. 2,000 copies of NIA Primer - Equity Participation and other Cost Recovery Schemes
5. 10,000 copies of Patubigan Komiks (IMT, NT & AWD)
6. Dispensed tarpaulin for various occasions and events



Audio-Visual

Coverage of NIA's irrigation projects, programs and special events

Turn-over Ceremonies, Groundbreaking/Inauguration, Field Inspections, Farmer's Congress, MOA Signing, Christmas Programs, Anniversaries and others.

Communications and Program Monitoring

- Communication Plan designed, presented and submitted by Public Relations Officers from field offices.
- Public Relations assisted, monitored and evaluated during Review and Planning Workshop/Conference.
- List of significant events, issues & concerns from field offices were gathered, answered & submitted to the DA Secretary.

Library

- The library returned 224 volumes of books to the Property and Procurement Division. The said books are either obsolete and/or torn due to age, wear and tear. Some materials/ furniture were also returned like tables, chairs, electric fans, etc.
- There are 302 volumes of books to be cataloged and classified.
- The library received its requested materials like the dater and numberer and the Sear's List of Subject Headings which is a cataloging tool. And we already submitted the proposed library references, materials and equipment for procurement in C.Y. 2013, which includes the library repainting and repair and storage construction.



Program Thrusts for FY 2013

Under the Medium-Term Philippine Development Plan 2011 - 2016, the agriculture sector, through prudent use of resources, shall have attained the following: (a) improved food security and increased rural incomes; (b) increased sector resilience to climate change risk; and (c) enhanced policy environment and governance. In consonance with the cited principles, the thrusts and strategies in FY 2013 for the irrigation sector would consider the following policies:

1. Implementation of projects to improve food security and uplift the socio-economic conditions of the farmers;
2. Support for the adoption of integrated land and water resource management or river basin approach in development;
3. Sustenance of O&M of irrigation systems through rehabilitation and improvement;
4. Promotion of the development of effective, affordable, appropriate and efficient irrigation systems;
5. Intensification of research and development and adoption of cost-effective, appropriate and efficient irrigation management technologies;
6. Participation of IA in planning, development and O&M of irrigation systems;
7. Train and build up capacity to promote LGU and women's participation in irrigation development; and,
8. Protection and management of the watersheds.

Consistent with the MTPDP 2011-2016, NIA will pursue in FY 2013 the following activities in line with the strategy to make food plentiful and rice self-sufficient at competitive prices hereby increasing the rural incomes. These activities will also increase resilience of irrigation sector to climate change risk:

1. Construct sustainable small-scale, labor-intensive irrigation projects to quickly develop and increase new service areas and provide jobs for the rural people;
2. Rehabilitate and upgrade irrigation systems to increase re-use and recycling of drainage water and increase serviceable areas;
3. Restore non-functioning irrigation facilities to increase irrigated cropping intensity;
4. Accelerate completion of ongoing projects;
5. Focus on the sustained O&M of existing irrigation systems;
6. Intensify support services and ISF collection to generate more funds for O&M;
7. Maximize use of equipment with adequate maintenance to support O&M of irrigation systems;
8. Rehabilitate, protect and manage watersheds of irrigation systems;
9. Support and accelerate IA development towards partial or full turnover of O&M of irrigation systems;

10. Pursue feasibility studies and detailed engineering works for potential projects;
11. Start new committed projects with approved grants/loans and assured funding support; and
12. Strengthen and enhance research capability for irrigation development services and adoption for climate change.

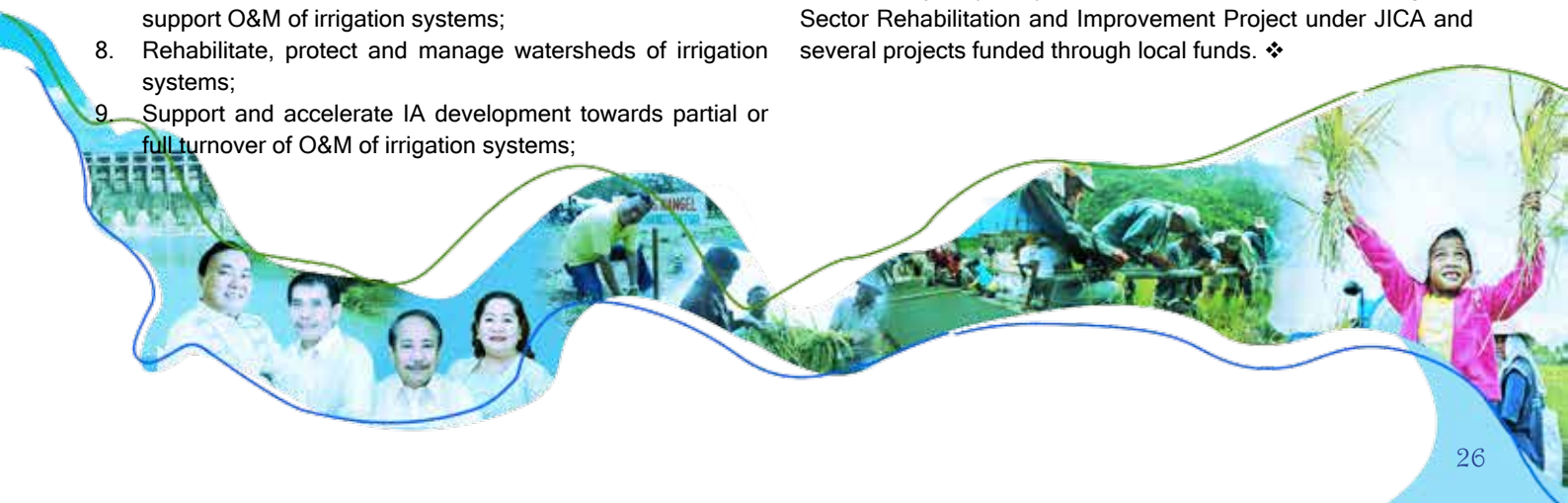
Under the FY 2013 regular irrigation program, NIA envisions to generate about 62,215 ha of new areas for irrigation and to rehabilitate or improve existing irrigation facilities servicing about 112,690 ha. Also, about 42,219 ha of non-functional irrigation systems are programmed for restoration and further rehabilitation during the year.

An estimated P 27.329 billion budget will be needed to support the implementation of eight (8) foreign-assisted projects and eighty eight (88) locally funded projects including the conduct of feasibility studies and detailed engineering (FS & DE) of proposed projects and the institutional management transfer support services (IMTSS) necessary to complement the rationalization program of the agency. About 15 percent of the proposed budget will be funded from the loan proceeds and 85 percent from the local funds (GOP).

This FY 2013 irrigation program would benefit about 144,910 farm families and will be able to generate about 130,610 jobs. By the end of FY 2013, the status of irrigation development is projected to reach 54.79 % and the cropping intensity will be improved to 175 %.

The activities under the regular program are to focus mainly on small-scale, labor intensive irrigation projects to generate more new areas in shorter duration (usually one to three years) and provide jobs to rural people. Four new projects under the Small Reservoir Irrigation Project (SRIP) and about two thousand one hundred fifty sub-project under the Small Irrigation Project (SIP) will be simultaneously constructed nationwide. Sixteen extension projects to generate additional new service areas are also programmed 2013.

To improve the present irrigation efficiency, works of restoration, rehabilitation and upgrading of existing irrigation systems are given preference in FY 2013. The irrigation restoration/rehabilitation projects will improve the ongoing Participatory Irrigation Development Project (PIDP) under IBRD-WB and National Irrigation Sector Rehabilitation and Improvement Project under JICA and several projects funded through local funds. ❖



The Board of Directors



Antonio S. Nangel
Administrator
National Irrigation Administration
VICE CHAIRMAN



Proceso J. Atala
Secretary, Department of Agriculture
CHAIRMAN



Arsenio M. Balisacan
Director General, National Economic and
Development Authority
MEMBER



Rogelio L. Singson
Secretary, Department of Public Works
and Highways
MEMBER



Froilan A. Campinco
President, National Power Corporation
MEMBER



Ismael D. Labije
Private Sector
MEMBER



The Executive Committee



Antonio S. Nangel
Administrator



Antonio A. Galvez
Sr. Deputy Administrator



Robert C. Suguitan
Deputy Administrator
for Engineering and Operations



Lorna Grace B. Rosario
Deputy Administrator
for Administrative and Financial Management



Directory of Officials



NATIONAL IRRIGATION ADMINISTRATION

EDSA, DILIMAN, 1100, QUEZON CITY

Trunklines Connecting all Departments: 929-6071 to 79; 926-8090 to 91 and 926-3169

Website: www.nia.gov.ph

Central Office

DEPARTMENT AND STAFF MANAGERS

OFFICE OF THE CORPORATE BOARD SECRETARY		Tel. Number	Office Address
Office of the Corporate Board Secretary	JOSEPHINE E. ABEJON	926-3398; 928-8820	3/F, Bldg. B
OFFICE OF THE INTERNAL AUDIT SERVICES			
Internal Audit Services	GREGORIO S. DUMANDAN	926-2411	2/F Bldg. B
OFFICE OF THE ADMINISTRATOR			
Office of the Administrator	ANTONIO S. NANGEL	922-2795	2/F, Bldg. B
Corporate Planning Services	VIRGINIA R. ATIENZA	926-5896	2/F, Bldg. B
Legal Services	GENEVER M. DIONIO	926-2566	G/F, Bldg. B
Public Affairs & Information Staff	PILIPINA P. BERMUDEZ	921-3741	G/F, Bldg. A
OFFICE OF THE SR. DEPUTY ADMINISTRATOR			
Office of the Sr. Deputy Administrator	CLARO V. MARANAN	928-1280	G/F, Bldg. A
OFFICE OF THE DEPUTY ADMINISTRATOR for ENGINEERING AND OPERATIONS			
Office of the Deputy Administrator	ROBERT C. SUGUITAN	928-9631	6/F, Bldg. A
Engineering Department	ERDOLFO B. DOMINGO	928-9311	4/F, Bldg. B
Operations Department	EFREN S. ROQUEZA	928-4130; 925-8556	2/F, Bldg. A
OFFICE OF THE DEPUTY ADMINISTRATOR for ADMINISTRATIVE AND FINANCE			
Office of the Deputy Administrator	LORNA GRACE B. ROSARIO	926-2388; 926-2165	3/F, Bldg. B
Administrative Department	VIOLETA C. ESGUERRA	922-4768; 926-3169	G/F, Bldg. A
Financial Management Department	REBECCA C. MALAZARTE	928-9245; 926-9852	3/F, Bldg. B
COMMISSION ON AUDIT			
Office of the Supervising Auditor	ELENA L. AGUSTIN	928-3113	2/F, Bldg. A
OFFICE OF THE OMBUDSMAN			
Office of the Supervising Resident Ombudsman	HELEN ACUÑA-SYKIOCO	926-8841	4/F, IEC Bldg.



Annual Report 2012

Directory of Officials

CORDILLERA ADMINISTRATIVE REGION Wangal, La Trinidad Benguet Telefax No. (074) 422-5064; e-mail: niaregioncar@yahoo.com.ph

JOHN L. SOCALO - Regional Manager

Office	Office Address	Tel. Number	Name of Official
Abra Sub-Office	Calaba, Bangued, Abra	(074) 752-8590 0917-553-3272	Ronald A. Bisquerra
Benguet	Wangal, La Trinidad, Benguet	(074) 422-6060 0932-876-9584	Ronilio M. Cervantes
Kalinga-Ifugao-Mt. Province IMO	Bulanao, Tabuk City, Kalinga	0908-892-7721	Raymundo B. Apil
Upper Chico River IS	Bulanao, Tabuk City, Kalinga	0928-687-3936	Carmencita A. Bustonera
Hapud IS/Ifugao Sub-Office	Banting, Lamut, Ifugao	0915-323-5881	Jone D. Dulnuan, Team Leader
Mt. Province Sub-Office	Upper Caluttit, Bontoc, Mt. Province	0999-498-6035	Leonardo A. Lamangen
Apayao IMO	Poblacion East, Flora Apayao	0917-867-2334	Domingo R. Onza, Division Manager
West Abulug Apayao IS	Poblacion East, Flora Apayao	0920-917-6172	Manuel B. Bustonera

REGION I - ILOCOS REGION Bayaoas, Urdaneta City, Pangasinan Telefax. No. (075) 568-2308

MANUEL L. COLLADO - Regional Manager

Office	Office Address	Tel. Number	Name of Official
Ilocos Norte IMO	San Nicolas, Ilocos Norte	(077) 676-1979	Danilo V. Gomez
Ilocos Norte RIS	San Nicolas, Ilocos Norte	(077) 676-1979	Danilo V. Gomez
Ilocos Sur IMO	Sta. Maria, Ilocos Sur	(077) 732-5572	Adriano F. Amano
Banaoang Pump Irrigation System	San Ildefonso, Ilocos Sur	(077) 732-5573	Eddie S. Alonzo
La Union IMO	Agoo, La Union	(072) 710-1708	Lelito G. Valdez, Divis
Amburayan-Masalip RIS	Sudipen, La Union	(072) 792-2059	Gaudencio M. De Vera
Pangasinan IMO	Bayaoas, Urdaneta City	(075) 568-2177	Renato P. Millan
Agno-Sinocalan-San Fabian RIS	Bayaoas, Urdaneta City	(075) 568-3681	Frida L. Nido
Lower Agno-Ambayao-Dipalo RIS	Rosales, Pangasinan	(075) 582-3187	Sergio P. Martinez

MAGAT RIVER INTEGRATED IRRIGATION SYSTEM Minante I, Cauayan City, Isabela Telefax No. (078) 307-0288 e-mail: niamariis_HO@yahoo.com

MARIANO G. DANCEL - Operations Manager

Office	Office Address	Tel. Number	Name of Official
Division I	Batal, Santiago City	(078) 682-7446 0917-541-1400	Eduardo P. Ramos
Division II	San Mateo, Isabela	(078) 664-2429 0929-333-3268	Pedro M. Dalawampu
Division III	San Manuel, Isabela	(078) 664-6709	William B. Oppuer
Division IV	Minante, Cauayan City	(078) 307-0276 0905-318-2415	Jose G. Soliven
Dam Reservoir Division (DRD)	Ramon, Isabela	(078) 305-0129 0906-411-3396	Florentino C. Baniqued, Jr.

Directory of Officials

REGION II - CAGAYAN VALLEY Minante I, Cauayan City, Isabela Telefax No. (078)307-1681, email: niacag02@yahoo.com.ph

VICENTE E. GALVEZ - Regional Manager

Office	Office Address	Tel. Number	Name of Official
Cagayan Batanes IMO	Maddaralog, Solana, Cagayan	(078) 304-1840	Antonio C. Lara,
Magapit Pump Irrigation System	Bulala, Camalaniugan, Cagayan	0917-644-5367	Ricardo M. Agustin
Lower Chico River Irrigation System	Centro, Tuao, Cagayan	(078) 304-2150	Francis C. Yu
Pinacanauan River Irrigation System	Camasi, Peña Blanca, Cagayan	(078) 304-2151	
Solana Pump Irrigation System	Camasi, Peña Blanca, Cagayan	(078) 304-2152	
Iguig-Alcala-Amulung PIS	Baculud, Amulung, Cagayan	0917-809-6623	Leonardo B. Villegas
Baggao Irrigation System	San Jose, Baggao, Cagayan		
Dummun River Irrigation System	Nabaccayan, Gattaran, Cagayan	0927-345-1776	Ernesto G. Collado
Zinundungan Irrigation System	Centro, Lasam, Cagayan		
East Apayao-Abulug Irrigation System	Matucay, Allacapan, Cagayan	0917-518-6638	Rolando Sorita
Banurbur Creek Irrigation System	Maddalero, Buguey, Cagayan	0927-345-1776	Ernesto G. Collado
Baua River Irrigation System	Sta. Cruz, Gonzaga, Cagayan	0927-735-8384	Felipa S. Sumer
Visitacion River Irrigation System	Sta. Cruz, Gonzaga, Cagayan		
Isabela IMO	Minante 1, Cauayan City, Isabela	(078) 307-0012	Ramon R. Fabros
Tumauni Irrigation System	Lingaling, Tumauni, Isabela	(078) 632-4078	Wilfredo U. Salvador
Mallig River Irrigation System	Centro, Mallig, Isabela	(078) 642-8878	
San Pablo-Cabagan Irrigation System	Garita, Cabagan, Isabela	(078) 353-0158	
Nueva Vizcaya IMO	Capitol, Bayombong, Nueva Vizcaya	(078) 321-2465	Francisco A. Domingsil
NV Bagabag Irrigation System	San Geronimo, Bagabag, Nueva Vizcaya	(078) 332-2953	Joseph B. Addauan
Quirino IMO	Dibol, Saguday, Quirino	(078) 692-5075	Estanislao R. Najera

REGION III - CENTRAL LUZON Tambubong, San Rafael, Bulacan Telefax. No. (044) 766-2467

REYNALDO D. PUNO - Regional Manager

Office	Office Address	Tel. Number	Name of Official
Bulacan-Aurora-Nueva Ecija IMO	Tambubong, San Rafael, Bulacan	(044)766-3888	Roberto E. Pascual
Nueva Ecija Sub Office	Cabanatuan City, Nueva Ecija	(044)940-1418	Roberto Ramos
Pampanga-Bataan IMO	Solib, Floridablanca, Pampanga	(045)970-0622	Angelito S. Miguel
Porac-Gumain RIS	Floridablanca, Pampanga		Beverly G. Lorenzo
Pampanga-Delta RIS	Floridablanca, Pampanga		Marcelino Manalo
Colo-Caulaman RIS	Dinalupihan, Bataan		Manolito Mendoza
Tarlac-Zambales IMO	Matatalaib, Tarlac City	(045)970-0622	Lauro E. Ballesteros
Camiling Sub Office	Malacampa, Camiling, Tarlac City	(045)934-1832	Prudencio B. Santos
Nayom-Bayto	Sta. Cruz, Zambales		Feliciano A. Gaspar
Bucay RIS	Botolan, Zambales		



Directory of Officials

UPPER PAMPANGA RIVER INTEGRATED IRRIGATION SYSTEM

Maharlika Highway, Cabanatuan City
Tel. No. (044) 463-1350

JOSEPHINE B. SALAZAR - Operations Manager

Office	Office Address	Tel. Number	Name of Official
Division I	Science City of Munoz, Nueva Ecija	(044) 456-0043	Santos B. Viernes
Division II	Poblacion Sur, Talavera, Nueva Ecija	(044) 940-5938	Joselito A. Mangunay
Division III	Cabanatuan City, Nueva Ecija	(044) 463-1346	Jose Ariel G. Domingo
Division IV	Bayanihan, Gapan City	(044) 486-0308	Carlito M. Gapasin
Division V	CLSU Compound, Science City of Munoz, N.E.	(044) 456-5963	Eugenio O. Conde Jr.
Dam Reservoir Division (DRD)	Barangay Fatima, Pantabangan, Nueva Ecija	(044) 806- 4993	Freddie M. Toquero

REGION IV A - CALABARZON

Pila, Laguna
Tel. No. (049) 559-0727; Fax No. (049) 559-0726

ROMEO R. AÑONUEVO - Acting Regional Manager

Laguna-Rizal IMO	Pila, Laguna	(049) 559-0735	Hilarion C. Cedeño
Sta. Cruz-Mabacan RIS	Gatid, Sta. Cruz, Laguna		Virgilio M. Yorro
Laguna FLIS	Cabuyao, Laguna		Charlie D. Ibarrol
Sta. Maria-Mayor RIS	Mabitac, Laguna		Lermo Sanvictgores
Rizal PIO	Baras, Rizal	0919-300-9178	Armando L. Flores
Cavite-Batangas IMO	Naic, Cavite	(046) 412-0282	Nicasio C. Pagdanganan
Palico RIS	Nasugbu, Batangas	(043) 216-2546	Marivic R. Dinglasan
Quezon IMO	Lucena City	(042) 710-3470	Romeo M. Lopez
Dumacaa-Hanagdong-Lagnas RIS	Lucena City	(042) 710-3470	Antonio Rosalinda M. Elquieres
Agos RIS	Infanta, Quezon	(042) 535-2471	Reynaldo M. Crisostomo

REGION IV B - MIMAROPA

Calapan City, Oriental Mindoro
Tel. No. (043) 286-9491; Fax No. (043) 288-2038

CONRADO V. CARDENAS, JR. -Acting Regional Manager

Palawan IMO	Puerto Princesa City, Palawan	(048) 433-4368	Mario M. Hebreo
Malatgao/Batang-Batang RIS	Narra, Palawan	(048) 723-2274	Ramon V. Perdido
Occidental Mindoro IMO	San Jose, Occidental Mindoro	(043) 491-1479	Raymond C. Calusin
Pagbahan RIS	Sta. Cruz, Occidental Mindoro	0909-486-2070	Ciriaco V. Pastores
Caguray RIS	Magsaysay, Occidental Mindoro	0907-160-5632	Leonida E. Gimeno
Lumintao RIS	Rizal, Occidental Mindoro	0999-407-4959	Dante M. Bueno
Amnay RIS	Sablayan, Occidental Mindoro	0916-346-3557	Nilo P. Martinez
Mindoro Oriental-Marinduque-Romblon (MOMARO) IMO	Calapan City, Oriental Mindoro	(043) 286-9491 (043) 288-2038	Conrado V. Cardenas Jr.
Baco-Bucayao RIS	Calapan City, Oriental Mindoro	(043) 286-9491 (043) 288-2038	Wilfredo A. Balauro
Pula-Bansud RIS	Pinamalayan City, Oriental Mindoro	(043) 284-3152	Lowell L. Lanzano, Sr.
Marinduque	Boac, Marinduque	(042) 311-1308	Gerardo Perez
Romblon	Odiongan, Romblon	(042) 567-5366	Jovencio V. Marcelo

Directory of Officials

REGION V - BICOL REGION Panganiban Drive, Naga City Telefax. No. (054) 473-8967			
WILLIAM P. RAGODON - Regional Manager			
Office	Office Address	Tel. Number	Name of Official
Albay - Catanduanes IMO (Interim)	Tuburan, Ligao City, Albay	(052) 485-1772 0917-556-0077	Cristeta Escobar-Mesias
South Quinale-Cabilogan-San Juan-Mahaba-Nasisi-Ogsong-Hibiga RIS			
Camarines Norte IMO (Interim)	Lag-on, Daet, Camarines Norte	(054) 440-1204 0920-928-8172	Rogelio C. King
Daet-Dalisay-Matgodon RIS			
Camarines Sur IMO (Interim)	Panganiban Drive, Naga City	(054) 811-2874 0928-301-5951	Homer E. Diokno
Cagaycay RIS	San Jose, Camarines Sur	(054) 454-2034	Siervo L. Manlagñit
Libmanan-Cabusao PIS	Libmanan, Camarines Sur	(054) 451-2217	Nestor A. Cortes
Rinconada Integrated IS	Sta. Elena, Iriga City	(054) 299-6228	Edwin G. Ramos
Tigman-Hinagyanan-Inarihan RIS	Sta. Lucia, Magarao, Camarines Sur	(054) 474-9240	Emiliano V. Panganiban
Sorsogon-Masbate IMO (Interim) & San Ramon-San Francisco RIS	Buhatan, Sorsogon City	0921-252-8833	Alan N. Fabricante

REGION VI - WESTERN VISAYAS Bgy. Tacas, Jaro, Iloilo City Tel. No. (033) 329-6596; 320-3863			
GERARDO P. CORSIGA - Regional Manager			
Iloilo-Guimaras IMO	Barangay Tacas, Jaro, Iloilo City	(033) 320-2500	Jesus L. Dato-on
Aganan-Sta. Barbara Sibalom-Tigbauan RIS	Barangay Tacas, Jaro, Iloilo City	(033) 329-4175	Melchor I. Bajande
Jalaur-Suague-Btac. Viejo RIS	Barangay Catoogan, Pototan, Iloilo	(033) 529-7619	Cristina Alebusa
Aklan-Capiz IMO	Linabuan Sur, Banga, Aklan	(036) 262-5122	Rizalo F. Concepcion
Aklan-Panakuyan-Mambusao RIS	Linabuan Sur, Banga, Aklan	(036) 262-5122	Wilson C. Rey
Antique IMO	Villavert-Jimenez, San Jose, Antique	(036) 540-8743	Randy C. Alipis
Sibalom-San Jose RIS	Villavert-Jimenez, San Jose, Antique	(036) 540-8743	Andres Bonie O. Tuala
Negros Occidental IMO	Celis Street, Bago City, Negros Occidental	(034) 461-0494	Joel A. Basiao

REGION VII - CENTRAL VISAYAS Dao District, Tagbilaran City Tel. No. (038) 501-9421; 501-9423			
DIOSDADO A. ROSALES - Acting Regional Manager			
Bohol-Cebu Interim IMO			Diosdado A. Rosales
Bohol Office	Dao District, Tagbilaran City	(038) 501-7150	Vilma I. Uayan
Cebu Office	Banilad, Cebu City	(032) 231-1608	Norma M. Monisit
Negros Oriental-Siquijor Interim IMO	Sibulan, Negros Oriental	(035) 419-8541 0916-659-1372	Nestor M. Pastor
Bohol Integrated Irrigation System (BIIS)	Dao District, Tagbilaran City	(038) 412-0973 0999-736-5143	Franklin F. Fusingan



Directory of Officials

REGION VIII - EASTERN VISAYAS Marasbaras, Tacloban City Tel. No. (053) 523-8547; Fax. No. (053) 523-6270			
ROMEO G. QUIZA - Regional Manager			
Office	Office Address	Tel. Number	Name of Official
Biliran-Leyte del Norte-Leyte del Sur IMO	Marasbaras, Tacloban City	(053) 523-9247	Pedro C. Rubio Jr.
Balire-Ibawon-Gibuga RIS	MacArthur, Leyte	0920-452-4861	Bernadita C. Fabi
Binahan-Tibak RIS	Tanauan, Leyte	(053) 322-4014	Cornelio M. Sevilla
Bito-Hindang-Hilongos-Dasay RIS	Abuyong and Hindang, Leyte	(053) 334-2492	Fermina B. Aling
Daguitan-Guinarona-Marabong RIS	Julita, Leyte	0910-800-7476	Aniceta G. Paloma
Mainit-Pongso-Bao RIS	Bonol, Alangalang, Leyte	(053) 561-3936	Santos D. Meracap Jr.
Interim Western Samar IMO	Catbalogan, Samar	(055) 543-8431	Rizalina B. Gallarde
Interim Northern Samar IMO	Catarman, Northern Samar	(055) 500-9150	Alejandro C. Culibar
Interim Eastern Samar IMO	Borongan, Eastern Samar	(055) 560-9278	Edgard M. Mercado

REGION IX - ZAMBOANGA PENINSULA 2nd and 3rd Floor Bance Building, Rizal Avenue, Balangasan District, Pagadian City Tel. No. (062) 215-4167; Telefax No. (062) 215-4168			
ALEJANDRO L. ALBERCA - Acting Regional Manager			
Zamboanga del Norte-Sibugay IMO	Ipil, Zamboanga Sibugay & Dipolog City	(065) 213-5553	Carlos A. Sabado
Sibuguey Valley IS	Bayog, Zamboanga del Sur	0917-632-1281	
Zamboanga del Sur IMO	Labangan, Zamboanga del Sur	0949-795-7590	Salvio B. Retes
Labangan RIS	Bayog, Zamboanga del Sur		
Salug RIS	Molave, Zamboanga del Sur	(062)225-1722	
Dipolo RIS			
Zamboanga-Basilan-Sulu-Tawi-Tawi IMO	Governor Ramos Avenue, Zamboanga City	(062)991-1081 (062)991-9961	Benedicto Isagani O. Pulis

REGION X - NORTHERN MINDANAO Villarin St., Carmen, Cagayan de Oro City Tel. No. (08822) 726-589; (088)858-3256			
FELIX M. RAZO - Regional Manager			
Bukidnon IMO	Bagonta-as, Valencia City, Bukidnon	(088) 222-5549	Jimmy L. Apostol
Pulangi RIS	Valencia City, Bukidnon		
Muleta RIS	Maramag, Bukidnon		
Roxas-Kuya RIS	Maramag, Bukidnon		
Manopali RIS	Malaybalay City		
Lamisca IMO	Barra, Opol, Misamis Oriental	(088) 309-1458	Joecarnine L. Gubat
Maranding RIS	Lala, Lanao del Norte		
Balingasag RIS	Misamis Oriental		
Lanao Del Sur Interim IMO	Taraka, Lanao Del Sur	0927-464-1617	Benitez K. Derogongan
Rugnan RIS			
Malaig RIS			

Directory of Officials

REGION XI - DAVAO REGION Bolton St., Davao City Tel. No. (082) 224-0717; Fax No. (082) 221-6230			
MODESTO G. MEMBREVE - Regional Manager			
Office	Office Address	Tel. Number	Name of Official
Compostela Valley IMO	Compostela, Compostela Valley Province	(084) 440-9452	Carlito A. Carrasco
Batutu RIS	Nabunutan, Compostela Valley Province		
Davao del Norte IMO	Sto. Niño, Carmen, Davao del Norte	(084) 628-6518	
Lasang RIS	Carmen, Davao Del Norte		
Libuganon RIS			
Kipaliku RIS			Manuel I. Rañeses
Saug-Lib. Left RIS	Asuncion, Davao Del Norte		
Davao del Sur IMO	Digos City, Davao Del Sur	(082) 553-7368	
Padada RIS	Hagonoy, Davao Del Sur		
Mal RIS	Matanao, Davao Del Sur		
Davao Oriental IMO	Lupon, Davao Oriental	(087) 808-0062	Jimmy J. Ceros
Lupon IS			

REGION XII - SOCCSKSARGEN Villarica, Midsayap, Cotabato Tel. No. (064) 229-8562 Fax No. (064) 229-7653 Email Address: nia_region12@yahoo.com			
MODESTO ANDERSON M. TOLENTINO, JR. - Regional Manager			
Office	Office Address	Tel. Number	Name of Official
North Cotabato IMO	Amas, Kidapawan City	(064) 278-7024	C'zar M. Sulaik
Kabacan RIS	Katiduan, Kabacan, North Cotabato	(064) 391-1368	Rory F. Avance
Libungan RIS	Villarica, Midsayap, North Cotabato	(064) 229-8921	Edna C. Bantala
Maridagao RIS	Kibenes, Camen, North Cotabato	0920-294-8518	Saleh P. Kabunto
Mlang/Malasila RIS	Buayan, Mlang, North cotabato	0912-949-5040	Flora May D. Respicio
Maguindanao-Lanao del Sur IMO	Rosales Street, Cotabato City	(064) 421-1699	Akas A. Basilan
Alip RIS	Datu Paglas, Maguindanao	0927-600-4044	Norodin S. Kalang
Kabulan/Talayan RIS	Shariff Aguak, Maguindanao	0926-395-3585	Suharto A. Singgon
Pagalungan RIS	Rosales Street, Cotabato City	(064) 421-1699	Akas A. Basilan
South Cotabato-Sarangani IMO	Bo. 6, Koronadal City	0921-998-2909	Ramon a. Bugacia
Ala RIS	Dajay, Surallah, South Cotabato	(083) 228-5125	Julio L. Antenor
Marbel-Banga RIS	Bo. 6, Koronadal City	(083) 228-6048	Orlando A. Tibang
Siluy-Buayan RIS	Camia Street Extension, General Santos City	(083) 302-2330	Gina L. Lozano
Sultan Kudarat IMO	Isulan, Sultan Kudarat	(064) 471-0268	Ali S. Satol
Lambayong/Tacurong RIS	Kapingkong, Lambayong, Sultan Kudarat	(064) 200-4376	Cesar D. Agduma



Directory of Officials

REGION XIII - CARAGA Bancasi, Butuan City Telefax. No. (085) 342-5353			
DEXTER G. PATROCINIO - Regional Manager			
Office	Office Address	Tel. Number	Name of Official
Agusan del Norte IMO	Cabadbaran City	(085) 342-1472	Madante P. Ganotisi
Cabadbaran RIS	Sanghan, Cabadbaran City		
Lower Agusan River Pump Irrigation System	NIA Caraga Region		
Agusan del Sur IMO (ADS IMO)	Rosario, Agusan del Sur	(085) 342-7379 0910-430-0623	Ferdinand D. Amon
Andanan RIS	Cagbas, Bayugan City		
Gibong RIS	Prosperidad, Agusan del Sur		
Simulao RIS	Trento, Agusan del Sur		
Baobo RIS	Veruela, Surigao del Sur		Constancio G. Banaay, Jr.
Surigao del Sur - IMO (SDS IMO)	Tago, Surigao del Sur	(086) 211-3155 0999-9960-036	
Cantilan RIS	Madrid, Surigao del Sur		
Tago RIS	Tago, Surigao del Sur		

PROJECT MANAGEMENT OFFICES			
Project Office	Office Address	Tel. Number	Project Manager
Agno River Integrated Irrigation Project (ARIIP)	Tomana East, Rosales, Pangasinan	(075) 582-7091	Reynaldo C. Mencias
Balingasag River Irrigation Project	Barra, Opol, Misamis Oriental	(088) 22 735-772	Joecamine L. Gubat
Balog-Balog Multi Purpose Project (BBMP)	Matatalaib, Tarlac City	(045) 982- 0443	Vicente R. Vicmudo
Casencan Multipurpose Irrigation and Power Project (CMIPP) Phase II	Central Luzon State University Compound, Science City of Munoz, Nueva Ecija	(044) 456-0272 (044) 456-0716	Alexander G. Coloma
Comprehensive Agrarian Reform Program - Irrigation Component (CARP-IC)	4/F IEC Bldg, National Irrigation Administration, EDSA, Diliman, Quezon City	(02) 928-8841	Helsy S. Bermudez
Help for Catubig Agricultural Advancement Project-Irrigation & Drainage Comp. (HCAAP-IDC)	Capitol Site, Brgy Dalakit, Catarman, Northern Samar	(055) 500-9150	Estelita S. Sumile
Jalaur River Multi-Purpose Project Phase II	Brgy. Tacas, Jaro, Iloilo	(033) 320-5510	Gerardo P. Corsgia
Malaig River Irrigation Project/Rugnan IP	Basak, Marawi City	(0919) 603-1438	Benitez Derogongan
Malitubog-Maridagao Irrigation Project	Villarica, Midsayap, Cotabato	(064) 229-8843	Noldin S. Oyod
National Irrigation Sector Rehabilitation Improvement Project (NISRIIP)	4/F Bldg B, National Irrigation Administration, EDSA, Diliman Quezon City	(02) 929-6071 loc. 222	John N. Celeste
Participatory Irrigation Development Project (PIDP)	4/F IEC Bldg, National Irrigation Administration, EDSA, Diliman Quezon City	(02) 927-7270 (02)926-7502	Gene P. Ragodon, Jr.
Small Reservoir Irrigation Project (SRIP)	6/F Bldg. A, National Irrigation Administration, EDSA, Diliman Quezon City	(02) 926-1601	Eleuterio C. Luz
Talakag Irrigation Project	Talakag Bukidnon	(088) 222-5549	Jimmy L. Apostol
Umayam River Irrigation Project / Sta. Josefa Pump Irrigation Project	NIA-SRIS Compound, Trento, Agusan del Sur	(085) 255-2487	Gregorio Y. Pang, Jr.



Produced by the
Public Affairs and Information Staff
National Irrigation Administration
EDSA, Diliman, Quezon City
www.nia.gov.ph